

# **2008 ANNUAL REPORT**



**DOVER TOWNSHIP**

**DUANE E. HULL**

**DOVER BOROUGH**

**ERIC J. VAN DYKE**

**MANCHESTER TOWNSHIP**

**MICHELE SCHANBACHER**

**PARADISE TOWNSHIP**

**LANCE A. BIESECKER**

**CONEWAGO TOWNSHIP**

**LOIS LEONARD**

**NORTH YORK BOROUGH**

**KENNETH F. STAAB**

**FRANKLIN TOWNSHIP**

**DONALD LEREW**

**JACKSON TOWNSHIP**

**DAVID F. BROWN**

**DEDICATED TO OFFICER DAVID D. TOME  
1977-2008**

**CARL A. SEGATTI  
CHIEF OF POLICE**

## TABLE OF CONTENTS

Introduction . . . . .	1
Staffing	
Municipal Units of Service . . . . .	3
Personnel . . . . .	5
Fleet Report . . . . .	6
Field Services Division	
Patrol Section	
Calls for Service . . . . .	7
Activity . . . . .	8
Warrant Activity . . . . .	9
Community Police Unit . . . . .	11
Serious Crime . . . . .	12
Less Serious Crime . . . . .	14
Service Calls . . . . .	17
Alarms . . . . .	18
Vehicle Accidents . . . . .	19
Criminal Investigation Section . . . . .	21
Support Services Division	
Records Section . . . . .	33
Court Disposition Report . . . . .	33
Citizen Satisfaction Survey . . . . .	35
Training . . . . .	37
Conclusion . . . . .	38
Directory of Tables and Charts	
Table I      Municipal Units of Service . . . . .	3
Table II     Part I Crimes . . . . .	12
Table III    Municipal Crime Rate . . . . .	13
Table IV     Part II Crimes . . . . .	15
Table V      Municipal Calls for Service . . . . .	17
Table VI     Municipal Accident Activity . . . . .	19
Table VII    Calls for Police Service . . . . .	38
Chart I      Overtime Hours . . . . .	4
Chart II     Calls for Police Service . . . . .	10
Chart III    Part I - Part II Offense Call History . . . . .	16
Chart IV     Accident Call History . . . . .	20
Chart V      Court Dispositions . . . . .	34
Appendices	
All Other Classifications under UCR . . . . .	40
Annual Statistical Report . . . . .	41

**TO: CHAIRMAN AND MEMBERS OF THE  
NORTHERN YORK COUNTY REGIONAL POLICE  
BOARD OF COMMISSIONERS**

**FROM: CHIEF CARL A. SEGATTI**

**SUBJECT: ANNUAL REPORT 2008**

### **INTRODUCTION**

I would like to take this opportunity to highlight some of the major issues that presented themselves during 2008. You will find detailed accounts of activities throughout this report.

Each successive year continues to add challenge! This year, our Department continued to provide services to eight municipalities, the Townships of Dover, Manchester, Paradise, Conewago, Franklin, and Jackson and the Boroughs of Dover and North York. As well as Spring Grove School District.

The governing body (the Commission) is comprised of one elected official from each municipality. As such, Mr. Duane E. Hull represented Dover Township; Mr. Eric J. Van Dyke represented Dover Borough; Ms. Michele Schanbacher represented Manchester Township; Mr. Lance Biesecker represented Paradise Township; Ms. Lois Leonard represented Conewago Township; Mr. Kenneth F. Staab represented North York Borough; Mr. Donald Lerew represented Franklin Township; Mr. David Brown represented Jackson Township. Mr. Joseph Rudolf from Reed Smith LLP in Philadelphia, PA represented our department and commission as solicitor. Kochenour, Earnest, Smyser, and Burg conducted an audit of our financial records.

These eight municipalities together encompass 145 square miles or 15.9% of the total landmass for York County. In accordance with generally accepted population figures, service is provided to about 63,752 citizens, which means that the Northern York County Regional Police Department serves more than 1 in 7 York County residents. The population, by municipality, is Dover Township - 20,766, Dover Borough - 1,926, Manchester Township - 16,785, Paradise Township - 3,950, Conewago Township - 6,731, North York Borough - 1,646, Franklin Township - 4,818, and Jackson Township - 7,130.

**NORTHERN YORK COUNTY  
REGIONAL POLICE DEPT  
JURISDICTIONAL MAP**

The map displays the following townships and locations:

- Townships:** Carroll Twp., Dillsburg Twp., Franklin Twp., Hanover Twp., Heidelberg Twp., Jefferson Twp., Loganville Twp., Lower Windsor Twp., Manchester Twp., North York Twp., Peach Bottom Twp., Stewartstown Twp., York Twp., York Springs Twp., York Township.
- Other Locations:** Goldsboro, Lewisberry, Newberry, York Haven, York, York Springs, York Township.
- Geographical Features:** Delaware River, Delta.



## STAFFING

### Units of Service

In keeping with the dictates of the "Articles of Agreement", municipalities purchase time by using a "unit of service" concept. Units are currently measured by a formula of 10 hours equaling one unit. Time is monitored in fifteen-minute increments on a daily, weekly and annual basis. This year, the Department managed 99,840 hours of service. The municipal breakdown of time is depicted on Table I. Not included in the 98,280 hours of service to the municipalities is an additional 1,560 hours contracted to Spring Grove School District. These hours are specifically earmarked to/for our school resource officers efforts in Spring Grove School.

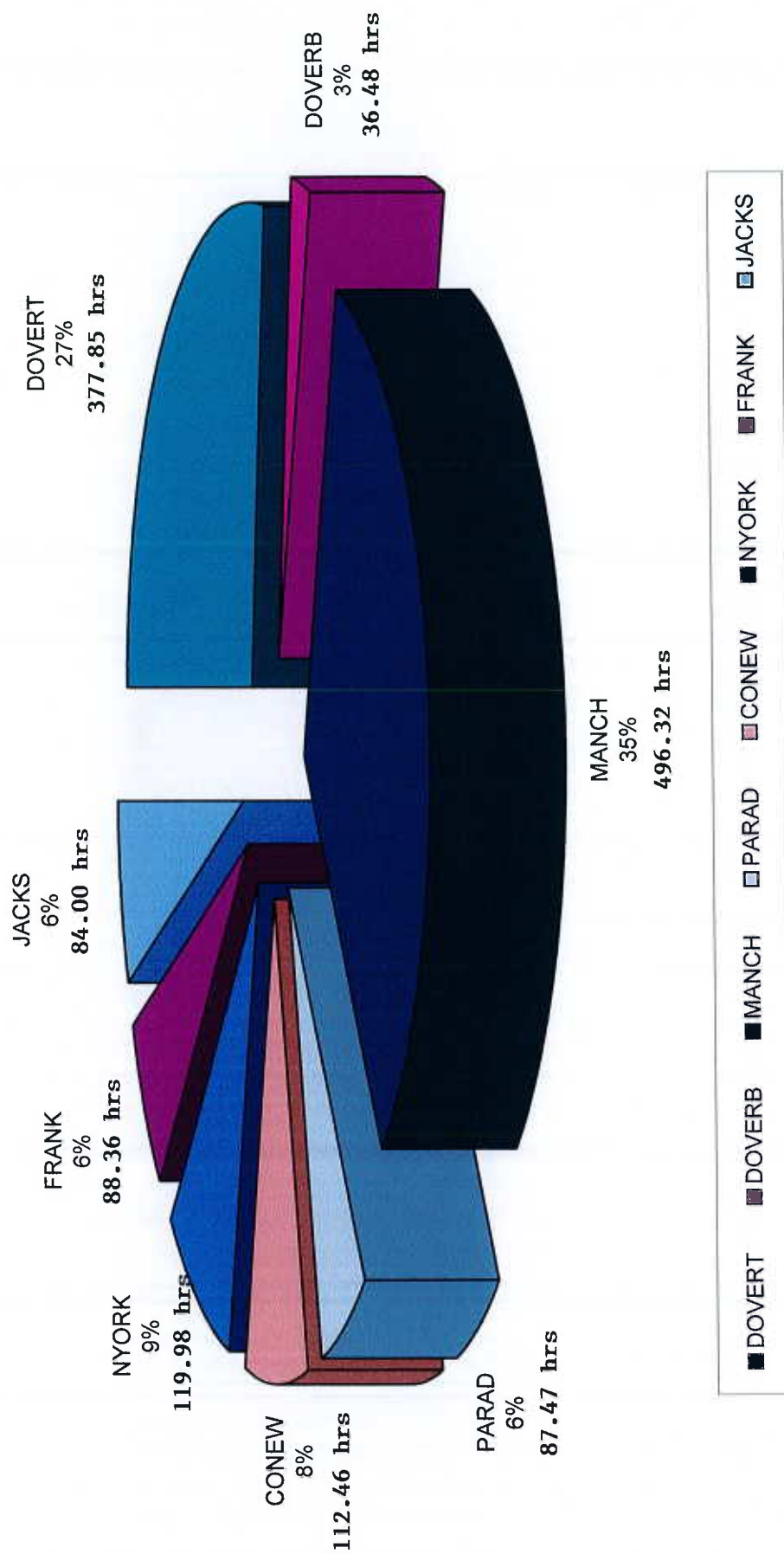
**TABLE I  
MUNICIPAL UNITS OF SERVICE**

MUNICIPALITY	HOURS		BALANCE	
	WEEK	YEAR	HOURS	PERCENT
DOVER TOWNSHIP	615	31980	- 14.51	- .045
DOVER BOROUGH	65	3380	+ 6.76	+ .200
MANCHESTER TWP	630	32760	+ 35.47	+ .108
PARADISE TWP	100	5200	- 3.34	- .064
CONEWAGO TWP	150	7800	- 6.38	- .082
N YORK BOROUGH	90	4680	- 3.53	- .075
FRANKLIN TWP	75	3900	+ 0.90	+ .023
JACKSON TOWNSHIP	165	8580	- 17.01	- .198
<b>NYCRPD</b>	<b>1890</b>	<b>98280</b>	<b>- 1.64</b>	<b>- .002</b>

In addition to the unit time, another 1,402.92 hours of overtime was worked throughout the year. This was 113.02 hours less than last year. This overtime information is depicted on Chart I.

Also, several other overtime duty details—DUI checkpoints, Drug Task Force operations, and private duty details—were completed for a total of \$27,617.67/407.00 hours. This time is in addition to, but not included in, Table I or Chart I.

CHART I  
OVERTIME HOURS



2008 Total Hours = 1402.92

## Personnel

Twenty-one (21) members of the Department missed no sick time during 2007. Among these would be Lt Bentzel, Sgts Steffen, Gearhart, Wasilko, and Lash, Cpls Burchfield, Blazosky, and Anderson, Officers Asper, Baker, Emenheiser, Godfrey, Hartley, Kulak, Migatulski, Sandman, Sanger, Zimmerman and Ms. Mummert along with myself. Many of these members have not missed a day in years. The sworn members missed an average 4.33 days this year compared to 3.65 last year. The non-sworn member average was 11.74 days compared to 4.44 days during 2007. The non-sworn members were on leave for three surgeries. Because the department's members (by and large) are a fairly healthy group, we were awarded a rebate of \$131,637 by our health insurance cooperative.

During the year, four (4) workers compensation claims occurred. One officer was injured while arresting a mental patient, one officer was injured while riding the department motorcycle, one officer was injured in an accident while involved in a pursuit, and one officer was killed while reconstructing an accident on Rt 15.

Department members received 23 letters of commendation from citizens this year. This is 23 less than 2007. In addition to the citizen commendations, the Chief and the Board recognized many officers for the fine work they did throughout 2008.

The Department received and investigated 3 conduct complaints in 2008. The conduct complaints arose as a result of unsatisfactory performance. In each of these cases the officer was suspended. Eight other infractions occurred that resulted in discipline less than suspension. Those infractions involved traffic accidents, reporting late for duty and other missed district court appearances.



## FLEET REPORT

During 2008, the department deployed 21 traditional patrol cars and 2 special services crime scene vehicles. In addition, the fleet includes six 4-wheel drive units—three Ford Explorers, one Jeep Liberty, one Jeep Cherokee, and one Chevrolet Blazer. Not included in this total are a Kawasaki KZ 1000 motorcycle and a Honda motor scooter. These units are occasionally used for parade and other traffic or crowd control assignments. Two speed control trailers and a trailer used to transport Officer Dorothy are also listed in the fleet inventory.

Five (5) vehicles were sold in 2008 at auction for a total of \$15,650. These vehicles brought an average of \$3,130 with an average mileage of 109,549. The amount each vehicle sold for and their description (year, make, model, mileage) are as follows:

- 2004 Ford Crown Victoria - 128,817 miles - \$4,450
- 2005 Ford Crown Victoria - 107,482 miles - \$4,250
- 2005 Ford Crown Victoria - 85,637 miles - \$1,500
- 2005 Ford Crown Victoria - 114,255 miles - \$ 500 + transmission
- 2005 Ford Crown Victoria - 111,555 miles - \$4,950

The fleet traveled 629,521 miles during the course of the year. We consumed 47,848 gallons of fuel for a fleet fuel average of 13.20.

In completing the various tasks and functions associated with the delivery of police service, the department traveled 629,521 miles during 2008. This is an increase of 22,676 miles compared to 2007. We experienced 8 accidents this year as a result of officer culpability. Six (6) of these officers met with the Operations Lieutenant for "non-formal" discipline. The average cost per crash was \$799. Our overall record during 2008 was good. We will do everything we can to improve during 2009. We continue to try and improve our accident record by participating in EVOC (Emergency Vehicle Operations Course) on a regular basis. It is interesting to note that every minute of every hour of the year a Northern York County Regional Police Patrol Unit was moving throughout our communities. Therefore, as each of the 525,600 minutes of 2008 ticked away, your police officers traveled more than a mile.



**FIELD SERVICES DIVISION**  
**Patrol Section**

Calls for Service

In order to understand the workload demands placed on the department, it is important to have a historical perspective. In other words, where have we come from and where might we be going. To that end, we offer the following ten-year recap of activities. Our base year for this purpose is 1999.

<u>Year</u>	<u># Calls</u>	<u>% Incr/Decr</u>
1999	21,701	- 2.67%
2000	22,600	+ 4.14%
2001	22,838	+ 1.05%
2002	23,125	+ 1.26%
2003	26,052*	+ 12.66%
2004	25,292**	+ 1.65%
2005	25,870	+ 2.29%
2006	26,677	+ 3.12%
2007	27,474	+ 2.99%
2008	26,632	- 3.06%

\*Includes Jackson Township figures from January, February & March 2003

\*\*The decrease in total calls from 2003 to 2004 results from the withdraw of Dillsburg Borough. However, participating members collectively experienced an increase.

This year our call load showed a decrease of 3.06%. In 2008, we serviced 26,632 calls for police assistance, which are 842 less calls than the previous year. Therefore, our ten-year annualized average increase is 23.43%, which is a yearly average increase of 2.34%. A four-year review of this information is depicted on Chart II.

At this point, we will discuss, in some detail, the 26,632 calls serviced. As you review this information, it might be beneficial to understand how authorities look at police activity. "Experts report (and authorities generally agree) that of all the calls received for police assistance, approximately 20% will be "Criminal" in nature and 80% will be "Service" in nature". Our figures indicate that 15.26% (4,063) of our total calls (26,632) were criminal in nature and 84.74% (22,569) were service in nature. Therefore, we appear to be experiencing a less than average amount of criminality and a higher than average amount of service activity in our jurisdiction when compared to the norm.

A breakdown of our total activity has been charted in five general areas. Calls that are criminal in nature as defined by the Uniform Crime Report are a combination of 1,186 Part I offenses and 2,877 Part II offenses. Calls that are service in nature are a combination of 1,784 traffic accidents investigated, 350 ordinance violations and 20,435 incidents that have not been classified as criminal in nature and may best be described as service calls.

### Activity

The Field Services Division, Patrol Section issued 12,206 traffic citations this year. This is an increase of 402 compared to 2007. For historical reference, our traffic enforcement index has, in the past years, moved both higher and lower. To wit, the enforcement index for 2005 was 29.04, then it increased to 33.48 in 2006, and then it increased to 35.45 in 2007. In 2008, the index increased to 38.14. The Board should know that the enforcement index is determined by dividing the number of injury/fatal accidents into the number of citations issued— $(12206 \div 320 = 38.14)$ . An optimum enforcement index is 10 to 20 citations for every injury accident according to authorities in the field.

In addition to the 12,206 citations, officers issued 3,367 written warnings, up from 2,680 last year, 1,912 faulty equipment cards, which is up from the 1,393 issued in 2007, 867 parking tickets, up from 386 last year and 1,684 non-traffic citations, up from 1,672 last year. Also, 100 abandoned vehicle notices were issued along with 39 parking warnings. Therefore, patrol conducted no less than 18,491 traffic-related investigations in 2008 or more than 50 per day, on average, or almost 2.11 each hour of every day. None of this activity is classified as a reportable case and, therefore, is not tallied in the call-load figures expressed elsewhere on this report. Again, the Board should understand that this is self-initiated activity and not counted as a call or calls.

In 2008, 357 persons were charged with "driving under the influence", which is more than the 296 DUIs effected in 2007. Statewide, in 2007, 54,065 drivers under the influence were charged, which is 434.9 per 100,000 of population. Based on that statistic, our rate, in relation to our population, should be 227 DUI arrests, where, in fact, we are 130 more than that ratio. Within the Commonwealth, there are a total of 26,319 full-time police officers. Throughout the state, each police officer makes more than two DUI arrests per year (2.00 arrests per officer per year\*). Our 49 police officers (based on the 357 DUIs we arrested in 2008) arrested 7.29 DUIs per officer. Our men arrested 3.64 times as many intoxicated drivers as did their counterparts across the state.

Again this year, the Northern York County Regional Police Department finished ninth in police departments in the Commonwealth for DUI Enforcement.\*\* We finished ahead of many large agencies that are more than double/triple our size, such as Erie, Altoona, Harrisburg, Easton, Johnstown, and Lancaster. Needless to say, no department in central Pennsylvania affected the number of DUI arrests that the Northern York County Regional Police effected. Our 49 police officers averaged 7.29 drunken drivers per officer. The majority of these arrests occurred between midnight and 3 a.m. with most of the arrests occurring after 0200 hours.

\*Figures for statewide averages based on the most current UCR Data, which is 2007. Our arrest figures are based on 2008 data.

\*\*Source: The PA DUI Association Newsletter

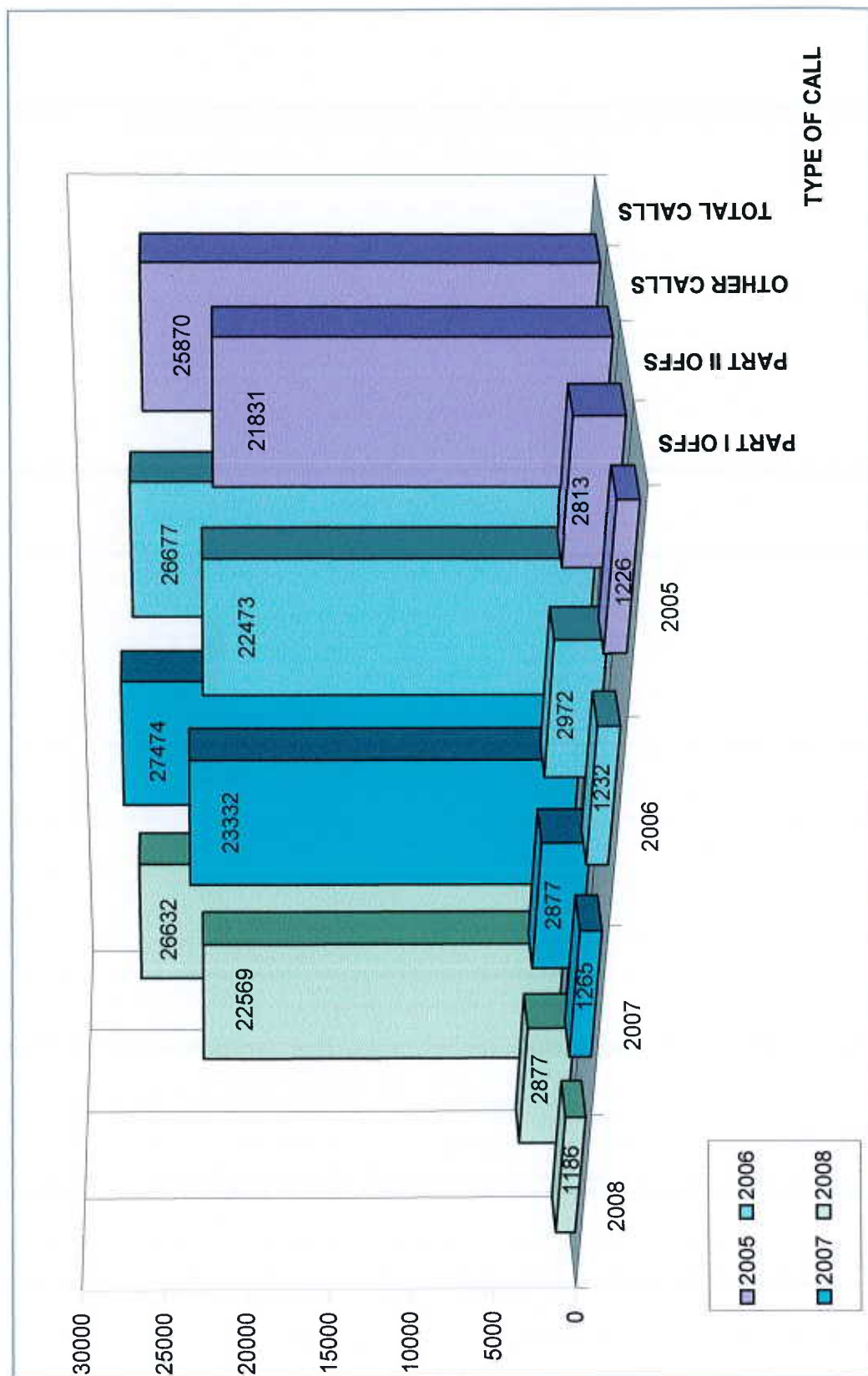
There were 89 drunk drivers involved in motor vehicle accidents, which reflect 24.93% of the total drivers charged with DUI. Of the 357 people arrested, 261 or 73.11% were male and 96 or 26.89% were female. Those arrested for DUI, on average, had a blood alcohol concentration of .23% or more than 2.88 times the legal limit. The highest blood alcohol reported in 2008 was .380% or 4.75 times the legal limit.

#### Warrant Activity Report

In a 12-month period during 1995/1996, the Department served 365 warrants or 1 per day. Because of municipal concerns expressed by the Board of Commissioners, a concerted effort was initiated during the last several years to increase the number of warrants served by the department. In 2008, the department served a total of 694 warrants or almost 2 warrants per day. Included in this total were 599 summary warrants, 16 misdemeanor warrants, 14 felony warrants, and 65 bench warrants.

CHART II

# CALLS FOR POLICE SERVICE





## Community Police Unit

The "Community Police Unit" presented a total of 53 programs in 2008, reaching out to over 2,800 people. Of these, 13 programs were presented to our local schools and more than 700 students were addressed through a variety of assemblies and in-class seminars. These programs ranged from personal safety issues to drug awareness. Also, the CPO Unit hosted 24 civic programs with 900 persons in attendance. There were 44 child car seat checks completed by our certified car seat technician.

In addition, the unit has also been involved with community concerns and activities with everything from problems with traffic flow and speeding motorists to the coordinating of benefit runs, parades and block watch events. The CPO instructed one class in "Defensive Driving" involving 19 participants, age 16 and older. Throughout the history of the classes, the CPO unit has taught over 500 "students" this defensive driving program.

The Citizen Satisfaction Surveys, which we will discuss later in this report, are an additional tasks assigned to the CPO Unit.

"Officer Dorothy" was utilized in 16 programs at the schools and at local civic events. Several donations were received throughout the year for the "Officer Dorothy" Program, totaling \$8,233.



Photo Courtesy of Byron Wilt

## Serious Crime

The 1,186 reported crimes classified as Part I Offenses under the FBI Uniform Crime Report System are the most serious crimes. Serious crime was down 6.25% (79 incidents) in our entire jurisdiction. Part I crimes include Homicide, Manslaughter, Rape Robbery, Aggravated Assault, Burglary, Theft, Auto Theft and Arson. Serious crimes were reported to municipalities numbering 294 cases in Dover Township (58 cases less than last year), 58 cases in Dover Borough (16 cases less than last year), 374 cases in Manchester Township (54 cases more than last year), 51 cases in Paradise Township (4 cases more than last year), 152 cases in Conewago Township (24 cases less than last year), 99 cases in North York Borough (14 cases more than last year), 38 cases in Franklin Township (22 cases less than last year), and 120 cases in Jackson Township (31 cases less than last year). Our overall Department clearance rate for these crimes is **34.15%** compared to 41.26% in 2007. The Statewide clearance average in 2007 was 28.6%. The County average in 2007 was 34.8%.\*

\*Figures for state and county averages based on the most current UCR Data, which is 2007.

A breakdown of the Part I crimes over three years reported to our Department can be viewed on Table II.

**TABLE II**  
**PART I - CRIMES**

<b>CRIME CLASSIFICATION</b>	<b>REPORTED CASES 2006/2007/2008</b>			<b>2007/2008 INCREASE/DECREASE</b>
HOMICIDE/INVOL MANS	1	0	1	+ 1
RAPE	2	1	2	+ 1
ROBBERY	19	15	24	+ 9
AGGRAVATED ASSAULT	35	23	32	+ 9
BURGLARY	127	171	125	- 46
THEFT	988	975	943	- 32
AUTO THEFT	57	73	54	- 19
ARSON	3	7	5	- 2
<b>NYCRPD</b>	<b>1232</b>	<b>1265</b>	<b>1186</b>	<b>- 79</b>

A formula is available to numerically chart or indicate a municipality's crime rate in finite terms. The rate is determined by dividing 100,000 by a municipality's population, times the Part I reported crimes. The overall regional jurisdiction experienced an annual decrease (-8.76%) in the crime rate. Municipal crime rates appear for review on Table III.

**TABLE III**  
MUNICIPAL CRIME RATE

<b>MUNICIPALITY POPULATION</b>	<b>PT I CRIMES 2006/2007/2008</b>	<b>2008 CRIME RATE</b>	<b>2007/2008 INCR/DECR</b>
DOVER TWP 20,766	285 352 294	1415.78	- 322.67
DOVER BOROUGH 1,926	69 74 58	3011.42	- 832.73
MANCHESTER TWP 16,785	411 320 374	2228.18	+ 290.20
PARADISE TWP 3,950	46 47 51	1291.14	+ 101.27
CONEWAGO TWP 6,731	150 176 152	2258.21	- 484.93
N YORK BOROUGH 1,646	86 85 99	6014.58	+ 884.83
FRANKLIN TWP 4,818	37 60 38	788.71	- 458.95
JACKSON TWP 7,130	148 151 120	1683.03	- 631.15
<b>NYCRPD 63,752</b>	<b>1232 1265 1186</b>	<b>1860.33</b>	<b>- 178.61</b>

### Less Serious Crime

The 2,877 reported crimes, classified as Part II offenses under the FBI Uniform Crime Report System are less serious crimes. Part II crimes remained the same when compared to 2007. Our overall department clearance rate for these crimes was **75.60%** compared to 76.09% in 2007. The statewide clearance, Part II average in 2007 was 59.2% and the County average was 68.5%.\* Our grand total clearance rate for both Part I and Part II crime was **63.50%** compared to 65.45% last year. A three-year review of these crimes appears on Table IV. (\*Figures for state and county averages based on the most current UCR Data, which is 2007.)



**2007 FORD POLICE INTERCEPTOR**

Photo Courtesy of Dave Lash



**TABLE IV**  
**PART II CRIMES**

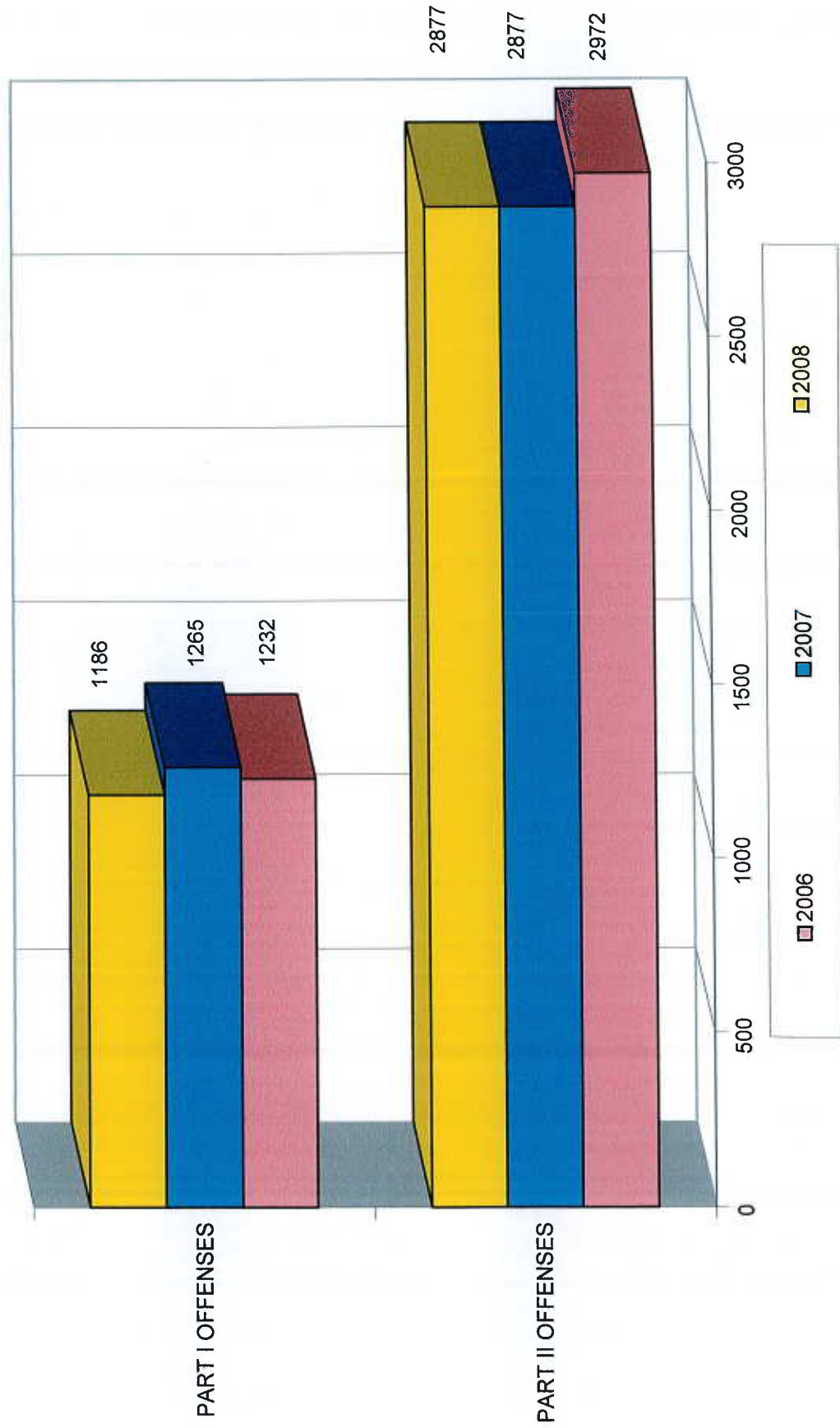
<b>CRIME CLASSIFICATION</b>	<b>REPORTED CASES</b>			<b>2007/2008 INCREASE/DECREASE</b>
	<b>2006</b>	<b>2007</b>	<b>2008</b>	
SIMPLE ASSAULT	525	554	558	+ 4
FORGERY	30	14	17	+ 3
FRAUD	99	75	42	- 33
EMBEZZLEMENT	0	0	0	No change
STOLEN PROPERTY	17	10	12	+ 2
VANDALISM	816	746	813	+ 67
WEAPONS	18	25	19	- 6
PROSTITUTION	0	0	0	No change
SEX OFFENSES	4	7	4	- 3
DRUG LAWS	150	126	112	- 14
GAMBLING	0	0	0	No change
FAMILY OFFENSES	4	6	1	- 5
DUI*	278	302	369	+ 67
LIQUOR LAWS	54	52	70	+ 18
PUBLIC DRUNKENNESS	82	82	101	+ 19
DISORDERLY CONDUCT	473	424	371	- 53
OTHERS**	422	454	388	- 66
<b>NYCRPD</b>	<b>2972</b>	<b>2877</b>	<b>2877</b>	<b>No change</b>

\* DUI arrests where drugs are the cause of intoxication are classified by the higher UCR value attached to drug usage. During 2008, fifteen (15) "drivers under the influence" were found to be under the influence of drugs and, therefore, charged with DUI (Drugs) and, as a result, removed from the population of traditional "drivers under the influence" for accurate reporting.

\*\*See Appendix "A" (all other classifications under UCR; does not include township/borough ordinances)

CHART III

PART I AND PART II OFFENSES CALL HISTORY



## Service Calls

As mentioned earlier, national averages indicate that approximately 80% of all calls received by Police will be "service" in nature. We found ours to be 84.74% this year. Municipalities as shown on Table V received these 26,632 calls.

**TABLE V**  
MUNICIPAL CALLS FOR SERVICE

MUNICIPLTY	TOTAL CALLS			SERVICE CALLS			% OF TOTAL	
	2006	2007	2008	2006	2007	2008	2007	2008
Dover Twp	7352	7562	7541	6252	6442	6430	85.19	85.27
Dover Boro	1225	1280	1029	994	1017	804	79.45	78.13
Manch Twp	8813	8661	8499	7539	7556	7333	87.24	86.28
Parad Twp	1107	1157	1187	923	981	1025	84.79	86.35
Conew Twp	2700	3125	2824	2282	2642	2387	84.54	84.53
NYork Boro	1757	1672	1689	1458	1304	1316	77.99	77.92
Frank Twp	1200	1208	1193	1017	1037	998	85.84	83.65
Jacks Twp	2523	2809	2670	2008	2353	2276	83.77	85.24
<b>NYCRPD</b>	<b>26677</b>	<b>27474</b>	<b>26632</b>	<b>22473</b>	<b>23332</b>	<b>22569</b>	<b>84.92</b>	<b>84.74</b>

Because so much of what the department does is service in nature, we recently extrapolated the top ten (highest number in volume) "service calls" that we responded to in 2009. Those "service calls" are listed below in rank order and by frequency:

- Assist fire, ambulance, and/or medic 2,587
- Assist disabled motorist 997
- Non-criminal domestic arguments 683
- Request for civil intervention 507
- Warrant services 458
- Assist other law enforcement agencies 432
- Non-criminal acts of harassment 295
- Check welfare of persons 226
- Property disputes 180
- Non-criminal neighborhood concerns 133



## Alarms

Response to alarms is classified as a service call. After several municipal alarm ordinances were revised and fines were increased for false alarms, alarms, by and large, continued to decrease. However, this year, alarms increased by 7.51%.

In 2008, total alarm dispatches accounted for 1,761 of the total call load or 6.61%. Last year, alarms accounted for 1,638 of the total call load or 5.96%.

A municipal alarm overview, which compares the number of alarms to the total number of calls in each municipality, finds that we handled 354 or 4.69% in Dover Township, 25 or 2.43% in Dover Borough, 880 or 10.35% in Manchester Township, 33 or 2.78% in Paradise Township, 174 or 6.16% in Conewago Township, 76 or 4.50% in North York Borough, 46 or 3.86% in Franklin Township, and 173 or 6.48% in Jackson Township. The workload generated by alarms in the Support Services Section remains considerable due to the time-consuming procedures for reporting, invoicing and the associated fiscal record keeping and payments to municipalities in accordance with the revised municipal ordinances.



**2007 NYCRPD VEHICLES ON DISPLAY**

Photo Courtesy of Mark Baker



## Vehicle Accidents

Accident investigations are also classified within the concept of a service call. We experienced an increase in the accidents we investigated this year. The 1,784 accidents reflect an increase of 3 crashes or 0.17% compared to 2007. Injury accidents investigated were 311 compared to 326 in 2007, for a decrease of 15. In addition, we investigated 9 fatal accidents (10 deaths) reflecting an increase of 2 or 28.57%. Alcohol related fatalities this year totaled 3. (A municipal breakdown of this information is shown on Table VI.)

**TABLE VI**  
MUNICIPAL ACCIDENT ACTIVITY

MUN	ACCIDENTS			INJURY ACC			FATAL ACC			DEATHS		
	06	07	08	06	07	08	06	07	08	06	07	08
DT	360	402	372	71	85	79	2	1	2	3	1	2
DVB	46	48	51	4	8	5	0	0	0	0	0	0
MT	740	712	758	132	108	107	0	2	1	0	2	1
PT	82	106	104	24	21	28	0	0	2	0	0	3
CT	184	161	181	42	33	42	0	0	1	0	0	1
NYB	72	91	71	8	11	6	0	0	0	0	0	0
FT	62	78	60	17	25	6	1	2	2	1	5	2
JT	156	183	187	39	35	38	0	2	1	0	2	1
<b>NYP</b>	<b>1702</b>	<b>1781</b>	<b>1784</b>	<b>337</b>	<b>326</b>	<b>311</b>	<b>3</b>	<b>7</b>	<b>9</b>	<b>4</b>	<b>10</b>	<b>10</b>

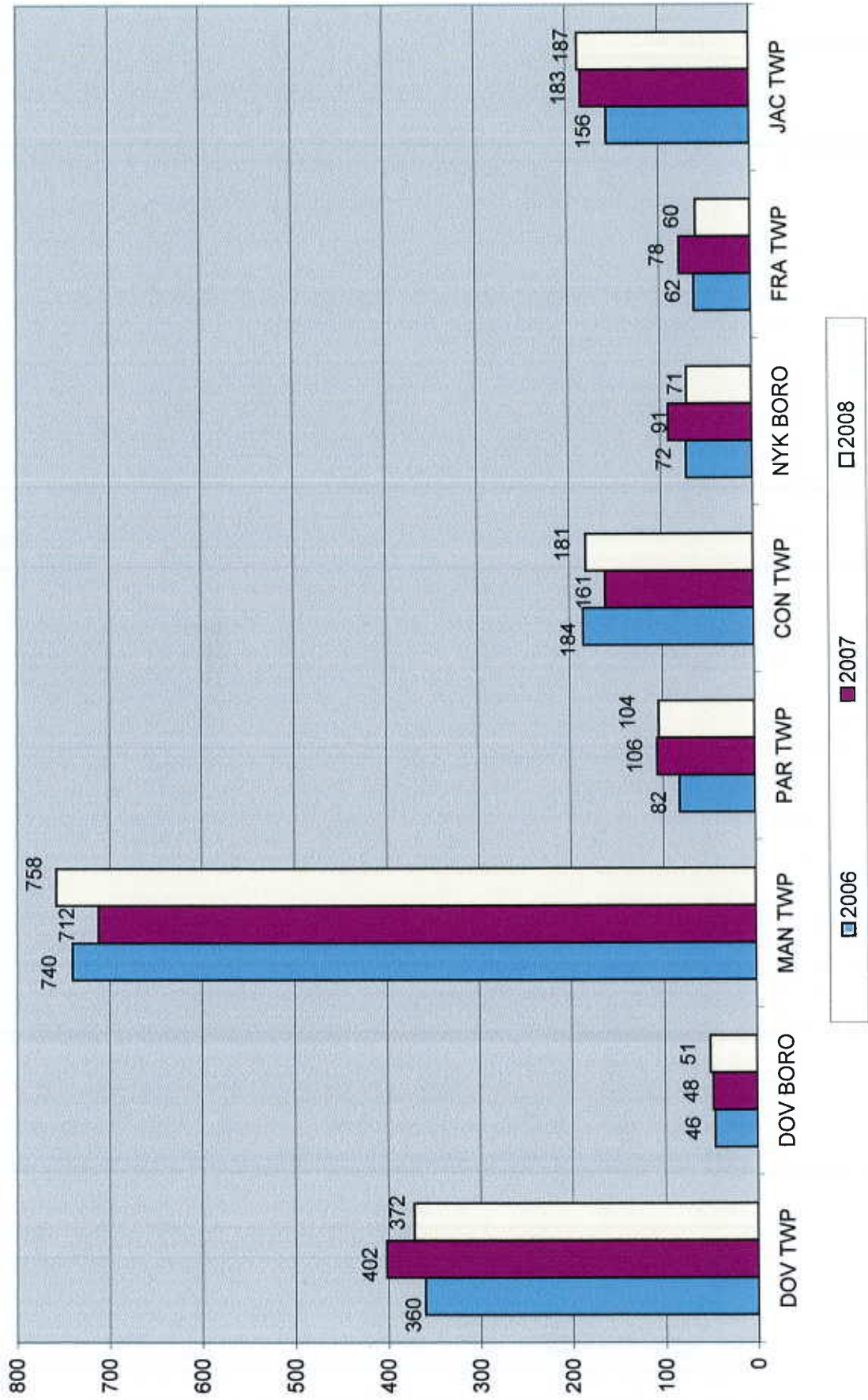


**CPL ANDERSON IN COMMUNICATIONS AREA OF SERVICE TRUCK**

*Photo Courtesy of Dave Lash*

CHART IV

# ACCIDENT CALL HISTORY



**FIELD SERVICES DIVISION**  
**Criminal Investigation Section**

The primary responsibility for follow-up investigations of serious crime is vested in the Criminal Investigation Section of the Field Services Division. This section is staffed with a Sergeant, who supervises three full-time investigators and an officer temporarily detached from Patrol.

The Detective Sergeant is responsible for the review of all criminal reports, supervision at all major crime scenes, staff review of all major criminal cases, liaison with other agencies regarding effective information exchange and coordination of investigative efforts, and preparing the Criminal Investigation Section schedule.

Other duties of the Criminal Investigation Section include:

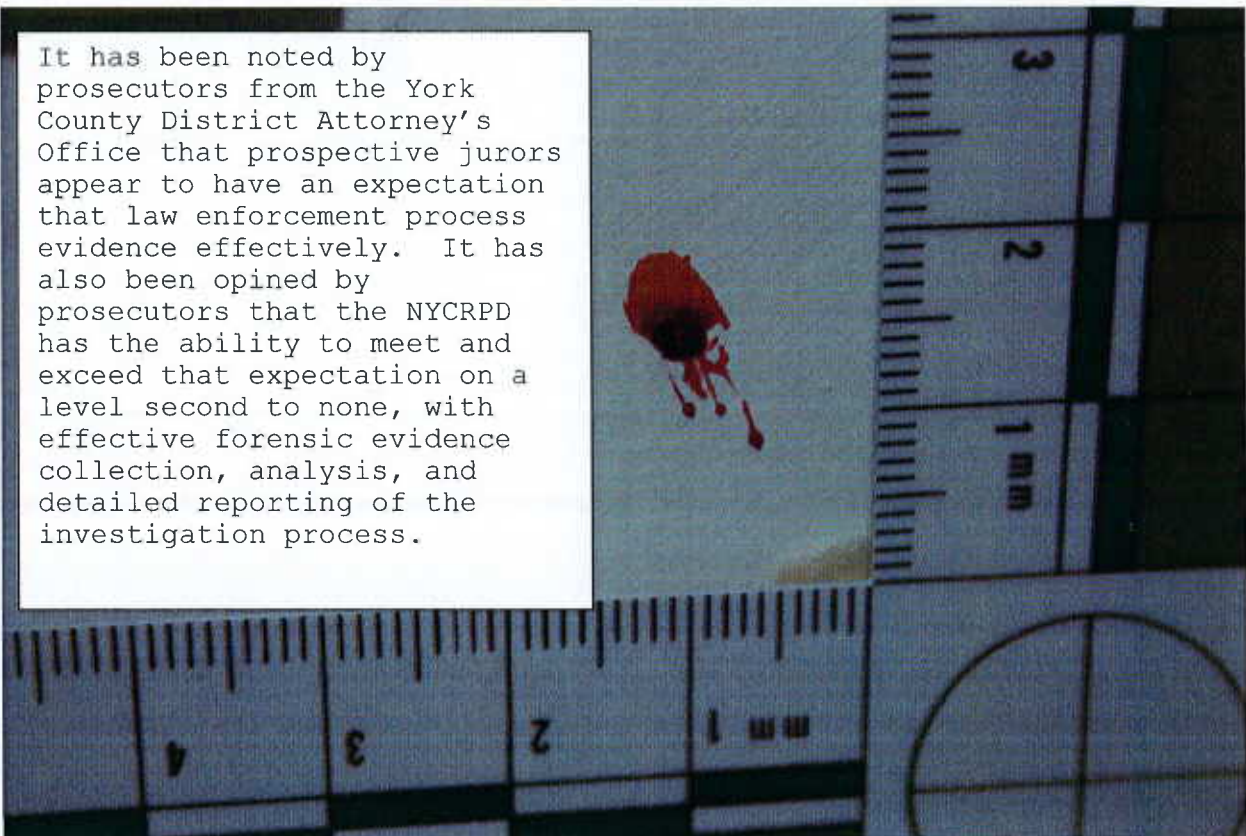
- ◆ Assist the Patrol Division with fatal accident investigations
- ◆ Assist the Patrol Division with death investigations
- ◆ Serves as the system manager of the department's automated evidence management system—this includes tracking, retention, and transportation of evidence for laboratory testing
- ◆ Participation in crime prevention and reduction programs, which include working specialized details in areas where criminal activities are prevalent
- ◆ Process and presumptive analysis of evidence collected pursuant to criminal investigations
- ◆ Surveillance and specialized electronic video applications
- ◆ Perform polygraph examinations
- ◆ Maintaining evidence in a secure environment consistent with best handling practices for storage of evidence and property.





In previous annual reports, note was given to the efforts made by the agency in the acquisition of forensic equipment and other specialized technical means used in the investigation of crime. These measures have paid dividends for the agency with increased identification of offenders by collection of trace evidence, as well as providing the maximum amount of evidence available for prosecutors in securing convictions. RUVIS is a technology which allows users to identify latent fingerprint impressions using localized UV light wave lengths and a special viewing device. Images are captured digitally of the impressions which are then collected using various techniques. Advantages of RUVIS and digital imagery use include the ability to process a large area without use of powder or chemicals. Processed images are provided a digital classification as depicted in the image to the left.

It has been noted by prosecutors from the York County District Attorney's Office that prospective jurors appear to have an expectation that law enforcement process evidence effectively. It has also been opined by prosecutors that the NYCRPD has the ability to meet and exceed that expectation on a level second to none, with effective forensic evidence collection, analysis, and detailed reporting of the investigation process.





In 2008 there were many cases which prove to be illustrative of the use of technology to aid in investigation of complex criminal cases.

A North Carolina truck driver named ADAM LANE was identified as a convicted serial killer in court records from the State of New York and has been charged by NYCRPD investigators with attempted homicide and other offenses, related to the slashing of a female's throat as she slept in her Conewago Township residence. A pair of gloves was located within a mile of the victim's residence. An unknown sample was collected and submitted for DNA analysis. The suspect in the case had a sample of DNA collected and sent for analysis and comparison. The testing results indicated that the samples were identical.



This case heads towards writing a new chapter in the book of justice, after the defendant ADAM LANE has plead guilty to criminal homicide in the State of New York and awaits extradition to Pennsylvania to face the charges filed by the NYCRPD and a count of Criminal Homicide in Dauphin County filed by the Pennsylvania State Police.

The defendant has already pleaded to one murder and one burglary with intent to rape a

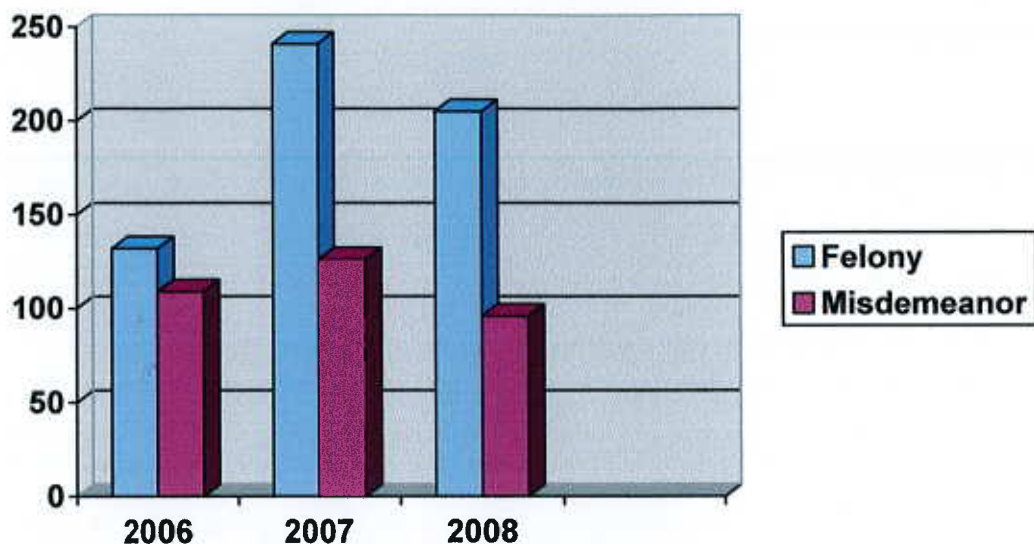
A confessed killer faces justice, and awaits trial in York County (PA) on NYCRPD criminal charges.



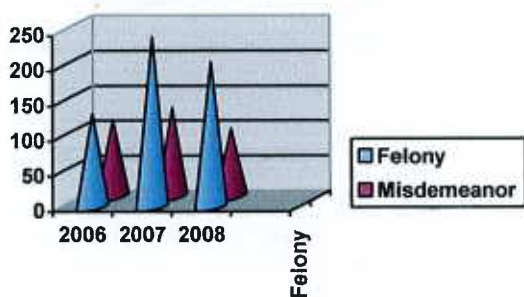
The year presented a series of complex investigations in areas including financial crimes, multi-jurisdictional burglary, robbery, rapes, deaths and assaults. In addition CID members worked to keep NYCRPD patrol officers informed of trends and criminal intelligence information. It can be stated with a high degree of confidence that while the total number of cases assigned to CID may be on the decline, the complexity of the cases investigated has increased. Investigators were assisted in this task by the many reports submitted by NYCRPD patrol into the records systems. Automated data searches and constant interaction with the patrol division has allowed for the identification and development of relationships between crimes and those persons committing the crimes. In many cases suspects were placed in proximity to the crime location by a traffic citation, warning, or faulty equipment card issued by a patrol officer. In addition the NYCRPD has amassed a formidable data base which is the source of information to investigators in our agency and beyond.

The reliability of the NYCRPD to identify and retain essential data has been instrumental in solving crimes through out York County and adjacent counties and other state venues as well.

During 2008 the Criminal Investigations Section investigated a total of 798 cases, 149 less than 2007. The section cleared 656 cases with an 82.20% clearance rate as compared to 774 cases with a clearance rate of 81.73% The 656 cases cleared include 205 felony arrests and 96 misdemeanor arrests. A total of 301 defendants were arrested during the year as compared to 421 in 2007 and 241 in 2006. The section submitted 321 general incident reports, 50 less than 2007 and 4112 supplemental reports, 258 more than 2007. In addition the section conducted 18 polygraph examinations and cataloged more than 1600 pieces of evidence. The chart listed below compares the data for a three year period between January 2006 and December 2008. It is clear from the chart that the CID unit focuses efforts on felony offenses during this period and any decrease between 2007 and 2008 was statistically small.



The chart depicted below shows the variation between the numbers of felony arrests and misdemeanors investigated by the NYCYPD CID Unit.



CID Arrest Break Down  
January 2006 - December  
2008

In the paragraphs that follow, the reader is provided a representative overview of cases handled within each municipality by members of the Criminal Investigations Section during 2008:

#### DOVER TOWNSHIP

A morning of auto theft and burglary was cut short for two offenders from outside of York County, the adult offender identified as a wanted male from Dauphin County and a juvenile male run away from Northumberland County had stolen a vehicle in the City of Harrisburg. After a several hour crime spree the



subjects were involved in a crash in an isolated area of Dover Township. CID Unit members immediately responded to the area and assisted the NYCRPD Patrol units on scene. As one of the detectives was driving his unmarked patrol vehicle on Deep Hollow Road a pair of subjects were observed exiting a detached garage to an isolated residence. The detective continued past the subjects as if uninterested in the subjects. After turning around approximately 2 blocks later, the unmarked patrol unit approached the two subjects.

The subjects extended their thumbs for a ride and within minutes they had their wish honored. It was determined they not only stole the abandoned vehicle but had forcibly entered the residence and garage. Detectives linked the subjects to the the scenes with footwear impression evidence. Both of the suspects plead guilty and are serving court imposed sentences for their offenses.



NYCRPD investigators used confidential informants, forensics and persistence to arrest nine persons for a crime spree in both Dover Township and Conewago Township.

A series of residential burglaries were resolved by arresting a total of nine juveniles who were responsible for numerous residential burglaries and the theft of approximately eight handguns. The subjects who were included, who later purchased or traded drugs for the stolen handguns in the City of York.

All of the subjects were found guilty after trials in juvenile court and are serving their prescribed sentences. NYCRPD investigators were able to recover four handguns in the case.



Investigators used surveillance images to identify and arrest subjects from several convenience store robberies. The suspects varied in age and were both adults and juveniles. The adult offenders remain incarcerated awaiting disposition. The juvenile offenders have been adjudicated and are serving their sentences.

#### **DOVER BOROUGH**

The NYCRPD responded to a reported home invasion robbery at a residence. The callers reported they were held at gun point assaulted and threatened by three subjects who forced open the



door of the residence at 3 AM. One of the victims was placed into a car and threatened with a handgun.

The subjects forgot to mention that this all was the result of a failed drug transaction, where the "victims" used a computer and a color printer to print home made funds to purchase crack cocaine from the subjects who later returned for monies printed by the United States Treasury Department.

NYCRPD investigators drafted and served a search warrant on the dwelling and charged the three victim's with felony offenses including unlawful use of a computer and forgery. All three of the suspect's were juveniles between ages 15 and 17.



#### **MANCHESTER TOWNSHIP**



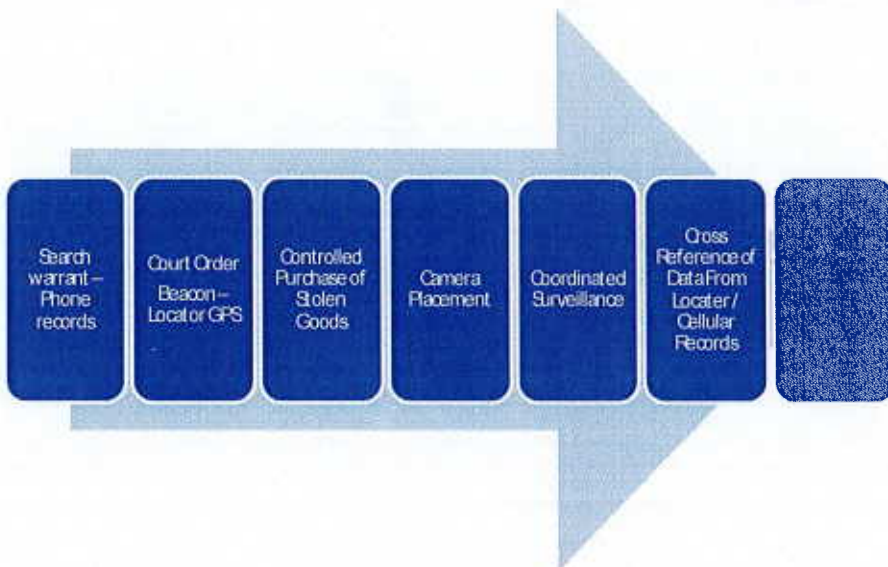
The NYCRPD charged a Lancaster County Male following a series of thefts from vehicles parked in gym parking lots. The typical case involved the subject watching the female exit the car without her purse. After the victim entered the gym the subject would smash open the window of the vehicle and steal the purse and contents, including credit cards.

NYCRPD and investigators from Lancaster County worked together to identify and arrest the individuals responsible for the crimes. They are charged and incarcerated on parole related violations in addition to the NYCRPD charges.

In early December 2008 there began a series of commercial burglaries along the I-83 corridor in Manchester and Conewago Townships. This series of offenses included the victimization of small businesses in industrial parks and other venues. It also included two church burglaries. The subjects were also identified as having been responsible for a series of burglaries at other York County locations in a total of six different jurisdictions.

The subjects were arrested in late January 2009 after an intense and complex investigation.

The NYCPD was the lead agency in the investigation which resulted in the recovery of numerous stolen goods. The subjects were linked to a total of 63 burglaries and in the NYCPD jurisdiction alone were responsible for thefts in excess of \$200,000.00 and criminal mischief in excess of \$ 14,000.00



Investigative Matrix Used To Plan The Course Of The Investigation

A bank robber was arrested after a Saturday afternoon bank robbery along the Route 30 business corridor. The bank robber was identified within 45 minutes of the bank robbery and had a warrant issued for his arrest within three hours of the robbery. He is currently incarcerated awaiting trial.

The bank robbery suspect is joined in the York County Prison by a subject who was identified as the person who robbed a convenience store, sandwich shop, and other stores in Manchester Township. He was arrested after a NYCRPD patrol officer walked in on a robbery in progress at a convenience store.

NYCRPD CID and patrol unit members assisted in the apprehension and arrest of gun wielding bank robbery suspects from a robbery in nearby West Manchester Township. The suspects were located on Route 30 near the York City jurisdictional boundary. The subjects were well armed and fired upon police as the attempt to stop the vehicle was initiated. The pursuit continued through the NYCRPD jurisdiction into Cumberland County where the pursuit ended as it began, in a hail of gun-fire. One career criminal is in custody and awaits trial, another one met with death in a justified use of force by police who fired upon the suspects during the pursuit.

Unit members also arrested three Lancaster County men who were engaged in the business of overnight commercial and residential burglaries. The subjects would enter homes and steal cash, cars and other items. These subjects were identified after investigators obtained a search warrant for a stolen telephone and tracked the suspects electronically. All are in prison awaiting the final disposition of their cases.

Eight juveniles and one adult were arrested for their acts associated with over a dozen residential burglaries of occupied homes at nighttime in Manchester Township neighborhoods. NYCRPD investigators identified and arrested the subjects, who have all entered guilty pleas and are serving their sentences.

#### **PARADISE TOWNSHIP**

Numerous farmers suffered losses associated with the driving of vehicles into fields of mature corn crops. NYCRPD investigators identified the suspect after driving past a residence and observing a vehicle with a single corn stalk under the vehicles frame. The investigator had no suspects and had just finished follow up investigation on four victims when he made the chance encounter of the suspect vehicle. The 19 year old driver faces multiple charges and court dates are pending. Damages were in excess of \$6,000.00.



## CONEWAGO TOWNSHIP

The NYCRRPD completed the investigation into the activities of a long distance truck driver who has been linked to crimes in four states. This investigation illustrates cooperation between federal, state, and local law enforcement authorities in the identification and apprehension of violent offenders. The suspect is currently incarcerated in Massachusetts. This individual has been linked to a series of local offenses in Dauphin and York Counties, including the slashing of a female who was asleep on the couch in her family room. NYCRRPD conducted an extensive investigation of the crime scene, part of which included forensic processing of trace evidence and scene documentation. The suspect was arrested as he attempted to kill a teen age victim as she slept in her bed and was interrupted by the parents of the intended victim. Police in Chelmsford (MA) arrested the subject and later connected the subject to crimes in New Jersey.

As the investigation intensified, so did the connection of the subject to the Harrisburg and York areas by travel logs and other documents. This investigation now enters next stage and involves the active prosecution of the subject for offenses within the Commonwealth.

The NYCRRPD investigated a stabbing at a business on the Susquehanna Trail, after numerous interviews and forensic crime scene processing it was determined there was a false report as it related to the investigation and the victim made a false report to law enforcement. The victim was stabbed but the injury was sustained during an attempt to ambush the other party. The victim was charged with making a false police report upon his release from the hospitals intensive care unit.

The NYCRRPD also filed attempted homicide charges against a 16 year old male who was charged as an adult after stabbing his mother in the abdomen numerous times during an October Friday night. The victim remained in the hospital and was in a coma for over two months. The defendant remains in custody as his mother continues her recovery.



### **NORTH YORK BOROUGH**

The NYCRPD arrested a juvenile subject following a series of occupied dwelling burglaries in the North York area. In the typical offense there would be the entry of the home while occupants were asleep. The subjects would take house and car keys, appliances, and cash. After the suspects removed items from the house they would take the car and use the vehicle in other crimes.

Unit members conducted numerous drug related investigations and arrested several individuals for various drug related offenses. These offenders included both juvenile and adults. Enforcement efforts in this area are ongoing.

Two subjects were arrested after a street robbery where cash was taken from the victim. The suspects, both juveniles, are currently serving their sentences. A search warrant was served and the gun used in the robbery was recovered. This gun was determined to be a BB gun pistol, which was indistinguishable as any thing other than a real handgun, without close examination.

### **FRANKLIN TOWNSHIP**

NYCRPD investigators arrested a Megan's Law offender for failure to register as required by law. The offender resided in a township mobile home park, and is currently incarcerated on a similar violation. This particular offender was charged three times in a single year for the same offense. He is currently free on bail awaiting further court actions.

A drug investigation resulted in the arrest of six persons for offenses related to the delivery of packaged marijuana and ecstasy. All subjects are free on bail awaiting trial.

### **JACKSON TOWNSHIP**

NYCRPD investigators were contacted by a subject who said he was beaten and then left duct taped in his home, while his sports car was driven away by an unknown person. It was later determined in the follow up investigation that the subject was an indoor marijuana growing enthusiast. He was contacted and provided a demand for two large bags of marijuana. This was to be left on the roadside near his home. The "victim" decided to leave two bags of garbage at the road side and "see what happens". A car drove past late that night and stopped; a subject exited the car and placed the two bags of marijuana into the cars trunk.



It was two days later in the early morning hours the forced entry to the residence occurred. The victim was assaulted and restrained and all of the marijuana being grown by the victim was stolen, as was the victim's sports car. The "victim" was then provided a demand for over ten thousand dollars in cash.

The car was recovered in the City of Philadelphia, and the driver was arrested, the case was closed. The victims marijuana growing equipment was seized and destroyed.

NYCRPD served a search warrant upon a residence in a large mobile home park and seized numerous drug items, and property. A subject remains incarcerated for the drug offenses.

NYCRPD investigators arrested seven persons for theft and fraud after an employee of a local business stole credit cards from the business and shared it with others in a scheme to obtain property and cigarettes to trade for drugs. Losses in the case approached \$ 5,600.00. All defendants are awaiting trial.



**SPECIAL SERVICES TRUCK**

*Picture Courtesy of David Lash*

## **SUPPORT SERVICES DIVISION**

### Records Section

The primary responsibility for gathering, compiling and disseminating information lies with the Records Section. A Corporal (who supervises the civilians) and four civilian employees staff this section. The role of the Records Section is to insure and coordinate the rapid and orderly flow of information between the various components of the police department. One of the many integral functions is to provide data entry into the automated information system. The members also provide other varied services, including the greeting of all visitors to departmental headquarters and processing all insurance or other outside requests for information. The staff assigned to Records processed nearly one million records in 2008.

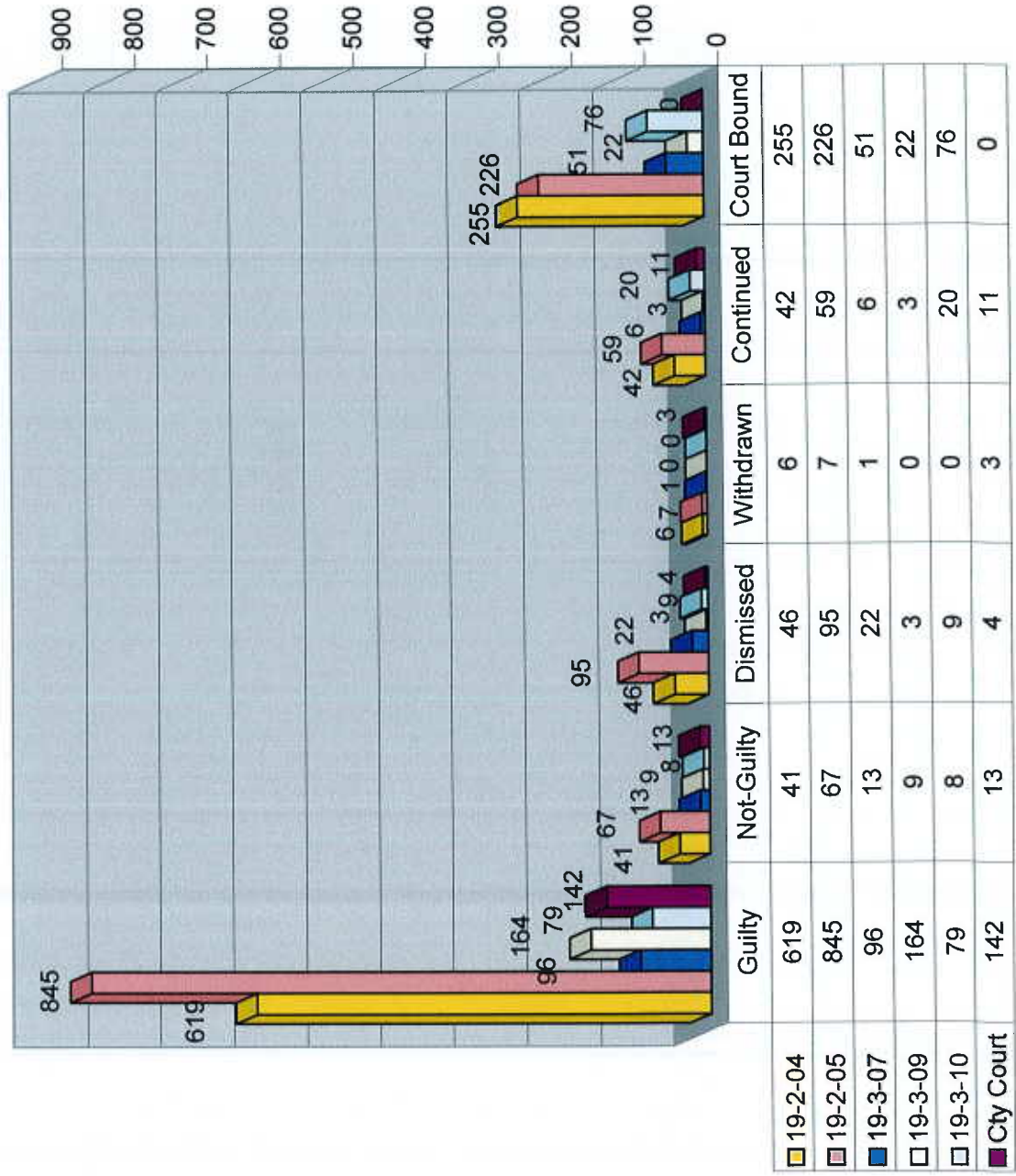
The information from the automated database continues to be vital in many tasks essential to department effectiveness and efficiency. These tasks include identification of crime patterns and trends, providing information to assist in the scheduling and distribution of manpower and the cohesive exchange of information with other agencies for the solution of crime.

### Court Disposition Report

The department continues to enjoy a fair modicum of success as we prosecute before the District Justices. For example, during 2008, 3,073 defendants exercised their Constitutional Option to a hearing. At the District Court level, 84.0% were found guilty in summary (traffic and non-traffic) cases or bound over to County Court for misdemeanor and/or felony cases. At the York County Court of Common Pleas, the department achieved a 78.0% conviction rate. The Board should know that the Northern York County Regional Police Department has no accurate barometer to determine how many misdemeanants and/or felons were channeled to diversionary programs such as ARD and other non-adjudicated programs. That figure, by our estimate, may be as high as 25% of all cases sent through the Court of Common Pleas.



Chart V - Court Dispositions



Types of Dispositions



## Citizen Satisfaction Survey

During April 1991, the Department began a "Citizen Survey" questionnaire process whereby randomly selected citizens were asked to evaluate the services provided and the degree of their satisfaction with those services. The questionnaires are purely subjective in nature consisting of eleven yes/no questions. Any questionnaires returned unanswered or marked "N/A" were not used to calculate a response for that question.

The Records Section, in concert with the CPO Unit, mailed out 435 questionnaires during 2008 and has had a response rate of 32.87%. The results as a whole indicate an "excellent" rating from the citizens polled. A recap of the Citizen Satisfaction Survey is as follows:

1. Did the officer arrive in a reasonable amount of time?

Yes - 94.41%      No - 4.20%      N/A - 1.40%

2. Did the officer appear to know his/her job?

Yes - 99.30%      No - 0.70%      N/A - 0.00%

3. Did the officer act as if you were wasting his/her time?

Yes - 5.59%      No - 93.01%      N/A - 1.40%

4. Did the officer resolve the problem to your satisfaction?

Yes - 74.13%      No - 13.29%      N/A - 12.59%

5. Was the officer polite and considerate?

Yes - 97.90%      No - 0.70%      N/A - 1.40%

6. Was the officer neat and clean?

Yes - 97.20%      No - 0.00%      N/A - 2.80%

7. Were you treated with respect?
- Yes - 96.50%      No - 1.40%      N/A - 2.10%
8. Did the officer express concern about your problem?
- Yes - 91.61%      No - 3.50%      N/A - 4.90%
9. Overall, were you satisfied with the action of the police?
- Yes - 91.61%      No - 6.29%      N/A - 2.10%
10. Do you have confidence in the Northern York County Regional Police Department?
- Yes - 90.21%      No - 5.59%      N/A - 4.20%
11. Do you feel safe in your community?
- Yes - 87.41%      No - 6.99%      N/A - 5.59%
12. In light of the foregoing contact with the Northern York County Regional Police Department, should your municipality employ additional Northern York County Regional Police Officers to protect your community?
- Yes - 39.16%      No - 30.07%      N/A - 30.77%

## Training

We continue to emphasize training. To that end, we were able to offer 2,814 hours during 2008 compared to 4,071 hours during 2007. Our average officer received just more than 57 hours this year. It should be noted that some received more and some less.

We offered training to both uniform and non-uniform personnel in over 40 separate courses of study. Some of the training attended during 2008 was:

- Car Seat Update
- Clean Certification
- Communication and Leadership Skills
- CPR Certification
- Critical Issues for Patrol Officers
- Defensive Driving Course
- Fall Firearms Certification
- FATS
- First Aid Certification
- Honor Guard Camp
- Hostage Negotiations
- IAAP Pennsylvania Division Education Conference
- Investigation & Prosecution of Strangulation Assaults
- JNET Certification
- JTAC Certification
- Law Enforcement Carbine Certification
- Law Enforcement Rifle
- Law Enforcement Tactical Shooting Instructor School
- MAGLOCLIN Conference
- MDC Certification
- Mechanics of Arrest
- Media Liability Seminar
- MPOETC Mandatory In-Service
- New Radio System - Train the Trainer
- New Right-to-Know Law
- NRA Law Enforcement Tactical Shooting
- PA Chiefs Conference
- PA Narcotic Officers' Conference
- PR-24 Certification
- QUAD
- Range Safety Officer
- Safe School Conference
- School Safety Workshop
- Search Warrants in PA
- Shotgun Certification
- Spring Firearms Certification
- STOP Unit Protocol
- Tactical Handgun Training
- TMI Training
- York County QRT

## CONCLUSION

In 2008, we handled 26,632 calls, 842 less than 2007 for a 3.06% decrease. One municipality increased and seven decreased. The most dramatic increase is Paradise Township (+ 30 calls) and the most dramatic decrease is North York Borough (- 251 calls). A breakdown of our overall jurisdiction and individual municipal activity appears on Table VII.

**TABLE VII**

### CALLS FOR POLICE SERVICE

<b>MUNICIPLTY</b>	<b>2006</b>	<b>2007</b>	<b>2008</b>	<b>2007/2008 % INCR/DECR</b>	<b>% OF TOTAL CALLS UNITS</b>	
DOVER TWP	7352	7562	7541	+ 2.86 - 0.28	28.37	32.54
DOVER BORO	1225	1280	1029	+ 4.49 -19.61	3.86	3.44
MANCH TWP	8813	8661	8499	- 1.72 - 1.87	31.92	33.33
PARAD TWP	1107	1157	1187	+ 4.52 + 2.59	4.45	5.29
CONEW TWP	2700	3125	2824	+15.74 - 9.63	10.61	7.94
NYORK BORO	1757	1672	1689	- 4.84 + 1.02	6.34	4.76
FRANK TWP	1200	1208	1193	+ 0.67 - 1.24	4.47	3.97
JACKS TWP	2523	2809	2670	+11.34 - 4.95	10.03	8.73
<b>NYCRPD</b>	<b>26677</b>	<b>27474</b>	<b>26632</b>	<b>+ 2.99 - 3.06</b>	<b>100</b>	<b>100</b>

When we consider the workload and the demands placed upon our staff, credit must continue to be directed to our individual members. Without question, the personnel associated with the Northern York County Regional Police Department are exceptional! As the studies have indicated, they do more work with less manpower, at less cost, when compared to others. As evidenced by the most recent 1992 study finding, a savings of over \$800,000 annually. It is through their efforts that the Department continues to provide quality service and at the same time, receive recognition that, to date, has been a model for other organizations.



In order to continue to be able to do this, it should be realized that continued support and direction from the Board of Commissioners is imperative. On behalf of all the members--sworn and civilian alike--we are proud to have been provided the opportunity to serve our communities throughout 2008!!

Respectfully submitted,

CARL A. SEGATTI  
Chief of Police

sjg

**CAVEAT:** Although the year-end report is historically submitted and signed by the Chief of Police, it clearly represents the efforts of others. To wit, this report was generated with the assistance of several members of the department, including Lt Bollinger, Lt Bentzel, Cpl Burchfield, Sergeants Steffen and Lash, Officers Allen and Wise, Ms. Maughlin, Ms. Stare, Ms. Wales, and Ms. Mummert.

Special recognition should be offered to Ms. Grim and Ms Maughlin. Without Sonya's "cheerful" tolerance during rewrites and Lisa's "yeoman's work" in pulling together statistics from several databases, this report would not have been possible!

ALL OTHER CLASSIFICATIONS UNDER UCR

HARASSMENT

HARASSMENT BY COMMUNICATION

TERRORISTIC THREATS

TRESPASS

PUBLIC NUISANCE

FALSE REPORTS

FIREWORKS

RECKLESS ENDANGERING

CRUELTY TO ANIMALS

SCATTERING RUBBISH

OPERATING WITHOUT CONSENT

FALSE IMPRISONMENT

BLUE LAWS

SALE OF STARTER PISTOLS

PROJECTILES

IMPERSONATING PUBLIC SERVANT

OBSCENITY

RESISTING ARREST

CAUSING CATASTROPHE

FALSE ALARMS

OBSTRUCTING HIGHWAYS

UNLAWFUL RESTRAINT

TAMPERING WITH PUBLIC RECORDS

WITNESS TAKING BRIBE

FUGITIVE FROM JUSTICE

OBSTRUCTING ADMINISTRATION OF GOVERNMENT FUNCTION

PUBLIC UTILITIES

TAMPERING WITH WITNESSES

KIDNAPPING

TAMPERING WITH FIRE APPARATUS

CRIMINAL CONSPIRACY

**NORTHERN YORK COUNTY REGIONAL POLICE DEPARTMENT  
STATISTICAL YEAR TO DATE 2008**

Year to Date	Dover Twp		Dover Boro		Manchester Twp		Paradise Twp		Conewago Twp		North York Boro		Franklin Twp.		Jackson Twp.		NYCRPD		Clearance Rate
	open	closed	open	closed	open	closed	open	closed	open	closed	open	closed	open	closed	open	closed	open	closed	
PART I OFF.																			
Homicide	1	1	0	0	0	0	0	0	0	0	0	0	0	0	0	0	1	1	100.00%
Inv.Mans	0	0	0	0	0	0	0	0	0	0	0	0	0	0	0	0	0	0	#DIV/0!
Rape	0	0	0	0	2	2	0	0	0	0	0	0	0	0	0	0	2	2	100.00%
Robbery	10	3	0	0	5	5	0	0	2	1	6	3	0	0	1	1	24	13	54.17%
Agg.Assault	10	10	1	1	5	5	1	1	4	5	8	8	2	2	1	1	32	33	103.13%
Burglary	31	10	4	1	42	13	5	0	14	1	13	2	7	1	9	2	125	30	24.00%
Theft	208	56	38	9	263	84	17	8	93	24	61	12	29	3	102	32	801	228	28.46%
Retail Theft	17	12	14	11	51	26	21	12	30	15	5	1	0	0	4	2	142	79	55.63%
Auto Theft	16	7	1	1	13	4	7	1	9	2	6	1	0	0	2	0	54	16	29.63%
Arson	1	1	0	0	3	2	0	0	0	0	0	0	0	0	1	0	5	3	60.00%
Totals	294	100	58	23	374	141	51	22	152	48	99	27	38	6	120	38	1186	405	34.15%
PART II OFF.																	Totals		
Simp.Assault	166	165	29	30	105	107	20	20	88	67	60	60	29	29	61	60	558	558	100.00%
Forgery	2	3	2	2	7	5	0	0	2	1	3	3	0	0	1	1	17	15	88.24%
Fraud	6	5	1	0	16	16	3	1	7	5	1	2	2	2	6	4	42	35	83.33%
Embezzlmt.	0	0	0	0	0	0	0	0	0	0	0	0	0	0	0	0	0	0	#DIV/0!
RSP	3	3	0	0	5	5	0	0	1	1	2	2	0	0	1	1	12	12	100.00%
Vandalism	288	59	47	6	167	32	31	7	77	30	54	10	76	2	73	18	813	164	20.17%
Weap.Viol.	9	9	2	2	2	2	0	0	1	1	1	1	0	0	4	4	19	19	100.00%
Prostitution	0	0	0	0	0	0	0	0	0	0	0	0	0	0	0	0	0	0	#DIV/0!
Sex Offenses	1	4	1	1	0	1	1	1	0	2	0	0	0	0	1	3	4	12	300.00%
Drug Laws	23	23	9	9	35	35	4	3	7	7	20	17	4	4	10	10	112	108	96.43%
Gambling	0	0	0	0	0	0	0	0	0	0	0	0	0	0	0	0	0	0	#DIV/0!
Of.Family	0	0	0	0	0	0	0	0	0	0	1	1	0	0	0	0	1	1	100.00%
D.U.I.	72	67	7	7	190	185	14	13	19	19	38	34	5	5	26	27	369	357	96.75%
Liq.Laws	20	20	6	6	21	21	5	5	7	7	6	6	1	1	4	4	70	70	100.00%
Pub.Drunk	17	18	2	2	43	43	3	3	6	6	23	23	2	2	5	5	101	102	100.99%
Dis.Conduct	93	90	44	44	87	85	11	10	41	38	43	42	11	10	41	41	371	360	97.04%
Oth.Offense	117	114	17	15	114	106	19	18	29	25	24	23	27	22	41	39	388	362	93.30%
Totals	817	580	167	124	792	643	111	81	285	229	274	224	157	77	274	217	2877	2175	75.50%
Ord. Violations	99	98	19	19	100	100	13	13	35	35	40	40	13	13	31	30	350	348	99.43%
Loitering	0	0	0	0	0	0	0	0	0	0	0	0	0	0	0	0	0	0	#DIV/0!
Part 1&2 Off.	1111	680	225	147	1166	784	162	103	437	277	373	251	195	83	394	255	4063	2580	63.50%
Service Calls																	Totals		
Other Calls	5959	5931	734	731	6475	6450	908	908	2171	2172	1205	1203	925	919	2058	2058	20435	20372	99.69%
M.V. Accidents	372	372	51	51	758	758	104	104	181	181	71	71	60	60	187	187	1784	1784	100.00%
TOTAL CALLS	7541	7081	1029	948	8499	8092	1187	1128	2824	2665	1689	1565	1193	1075	2670	2530	26632	25084	94.19%



NORTHERN YORK COUNTY REGIONAL POLICE DEPARTMENT  
STATISTICAL RECAP FOR YEAR TO DATE 2008

Year to Date	DOVER TWP.	DOVER BORO.	MANCHESTER TWP.	PARADISE TWP.	CONEWAGO TWP.	NORTH YORK BORO.	FRANKLIN TWP.	JACKSON TWP.	N.Y.C.R.P.D.
<b>CRIMINAL</b>									
Crim.Invest.Assigned	240	34	272	19	71	66	41	55	798
Crim. Invest.Closed	195	33	222	13	65	53	33	42	656
Crim.Arrests	857	177	830	103	269	264	83	292	2875

<b>TRAFFIC SUMMARY</b>									
Injury Accidents	79	5	107	28	42	6	6	38	311
Total Injuries	107	7	143	47	57	8	15	57	441
Fatal Accidents	2	0	1	2	1	0	2	1	9
Total Fatalities	2	0	1	3	1	0	2	1	10
Non Injury Accidents	291	46	650	74	138	65	52	148	1464
Total Accidents	372	51	758	104	181	71	60	187	1784
Citations Issued	2130	636	5990	440	507	711	847	945	12206
Warning Cards	1032	194	1388	162	95	75	127	294	3367
Faulty Equip. Cards	430	87	782	128	104	188	19	174	1912
Parking Tickets	14	25	422	0	6	394	3	3	867
Parking Tkt .Warnings	4	3	11	0	6	3	0	12	39

<b>ORD. VIOLATIONS</b>									
Abandoned Vehicles	34	6	15	5	8	16	4	12	100
Curfew	31	8	22	2	3	7	0	4	77
Other Ord.Violations	34	5	63	6	24	17	9	15	173