

NORTHERN YORK COUNTY REGIONAL POLICE DEPARTMENT

2009 ANNUAL REPORT



DOVER TOWNSHIP

CURTIS E. KANN

DOVER BOROUGH

ERIC J. VAN DYKE

MANCHESTER TOWNSHIP

MICHELE SCHANBACHER

PARADISE TOWNSHIP

LANCE A. BIESECKER

CONEWAGO TOWNSHIP

LOIS LEONARD

NORTH YORK BOROUGH

KENNETH F. STAAB

FRANKLIN TOWNSHIP

DONALD LEREW

JACKSON TOWNSHIP

DAVID F. BROWN

CARL A. SEGATTI
CHIEF OF POLICE

TABLE OF CONTENTS

Introduction	1
Staffing	
Municipal Units of Service	3
Personnel	5
Fleet Report	6
Field Services Division	
Patrol Section	
Calls for Service	7
Activity	8
Warrant Activity	9
Community Police Unit	11
Serious Crime	12
Less Serious Crime	14
Service Calls	17
Alarms	18
Vehicle Accidents	19
Criminal Investigation Section	21
Support Services Division	
Records Section	32
Court Disposition Report	32
Citizen Satisfaction Survey	34
Training	36
Conclusion	37
Directory of Tables and Charts	
Table I Municipal Units of Service	3
Table II Part I Crimes	12
Table III Municipal Crime Rate	13
Table IV Part II Crimes	15
Table V Municipal Calls for Service	17
Table VI Municipal Accident Activity	19
Table VII Calls for Police Service	37
Chart I Overtime Hours	4
Chart II Calls for Police Service	10
Chart III Part I - Part II Offense Call History	16
Chart IV Accident Call History	20
Chart V Court Dispositions	33
Appendices	
All Other Classifications under UCR	39
Annual Statistical Report	40

**TO: CHAIRMAN AND MEMBERS OF THE
NORTHERN YORK COUNTY REGIONAL POLICE
BOARD OF COMMISSIONERS**

FROM: CHIEF CARL A. SEGATTI

SUBJECT: ANNUAL REPORT 2009

INTRODUCTION

I would like to take this opportunity to highlight some of the major issues that presented themselves during 2009. You will find detailed accounts of activities throughout this report.

Each successive year continues to add challenge! This year, our Department continued to provide services to eight municipalities, the Townships of Dover, Manchester, Paradise, Conewago, Franklin, and Jackson and the Boroughs of Dover and North York. As well as Spring Grove School District.

The governing body (the Commission) is comprised of one elected official from each municipality. As such, Mr. Curtis E. Kann represented Dover Township; Mr. Eric J. Van Dyke represented Dover Borough; Ms. Michele Schanbacher represented Manchester Township; Mr. Lance Biesecker represented Paradise Township; Ms. Lois Leonard represented Conewago Township; Mr. Kenneth F. Staab represented North York Borough; Mr. Donald Lerew represented Franklin Township; Mr. David Brown represented Jackson Township. Mr. Joseph Rudolf from Reed Smith LLP in Philadelphia, PA represented our department and commission as solicitor. Kochenour, Earnest, Smyser, and Burg conducted an audit of our financial records.

These eight municipalities together encompass 145 square miles or 15.9% of the total landmass for York County. In accordance with generally accepted population figures, service is provided to about 65,342 citizens, which means that the Northern York County Regional Police Department serves more than 1 in 7 York County residents. The population, by municipality, is Dover Township - 21,153, Dover Borough - 1,923, Manchester Township - 16,932, Paradise Township - 3,972, Conewago Township - 6,911, North York Borough - 1,742, Franklin Township - 4,804, and Jackson Township - 7,905.

NORTHERN YORK COUNTY REGIONAL POLICE DEPT JURISDICTIONAL MAP

The map displays the jurisdictional boundaries of the Northern York County Regional Police Department. The department's area is outlined in a thick black line, covering a large portion of the county. Within this area, several townships are labeled, including Dover, York, Harrisburg, and various smaller communities like Wrightsville and East Prospect. The map also shows surrounding areas like Peach Bottom and Delta. The map is oriented with North at the top, and the title is located in the upper left corner.

Key locations and townships shown on the map include:

- Wrightsville
- East Prospect
- Yorkana
- Lower Windsor Twp.
- Windsor Twp.
- Yoe Twp.
- Red Lion
- Dallastown
- Loganville
- Winterstown
- Cross Roads
- East Hopewell Twp.
- Hopewell Twp.
- Shrewsbury
- Stewartstown
- Shrewsbury Twp.
- Railroad
- Glen Rock
- Jefferson
- North Valleys
- Seven Valleys
- Salem
- Jacobus
- York New Twp.
- Spring Grove
- Heidelberg Twp.
- Manheim Twp.
- West Manheim Twp.
- Penn Twp.
- Manheim Twp.
- Shrewsbury Twp.
- Springfield Twp.
- North Hopewell Twp.
- East Hopewell Twp.
- Lower Chanceford Twp.
- Chanceford Twp.
- Fawn Twp.
- Fawn Grove
- Peach Bottom Twp.
- Delta
- Wrightsville
- East Prospect
- Yorkana
- Lower Windsor Twp.
- Windsor Twp.
- Yoe Twp.
- Red Lion
- Dallastown
- Loganville
- Winterstown
- Cross Roads
- East Hopewell Twp.
- Hopewell Twp.
- Shrewsbury
- Stewartstown
- Shrewsbury Twp.
- Railroad
- Glen Rock
- Jefferson
- North Valleys
- Seven Valleys
- Salem
- Jacobus
- York New Twp.
- Spring Grove
- Heidelberg Twp.
- Manheim Twp.
- West Manheim Twp.
- Penn Twp.
- Manheim Twp.
- Shrewsbury Twp.
- Springfield Twp.
- North Hopewell Twp.
- East Hopewell Twp.
- Lower Chanceford Twp.
- Chanceford Twp.
- Fawn Twp.
- Fawn Grove
- Peach Bottom Twp.
- Delta

STAFFING

Units of Service

In keeping with the dictates of the "Articles of Agreement", municipalities purchase time by using a "unit of service" concept. Units are currently measured by a formula of 10 hours equaling one unit. Time is monitored in fifteen-minute increments on a daily, weekly and annual basis. This year, the Department managed 101,920 hours of service. The municipal breakdown of time is depicted on Table I. Not included in the 100,360 hours of service to the municipalities is an additional 1,560 hours contracted to Spring Grove School District. These hours are specifically earmarked to/for our school resource officer's efforts in Spring Grove Schools.

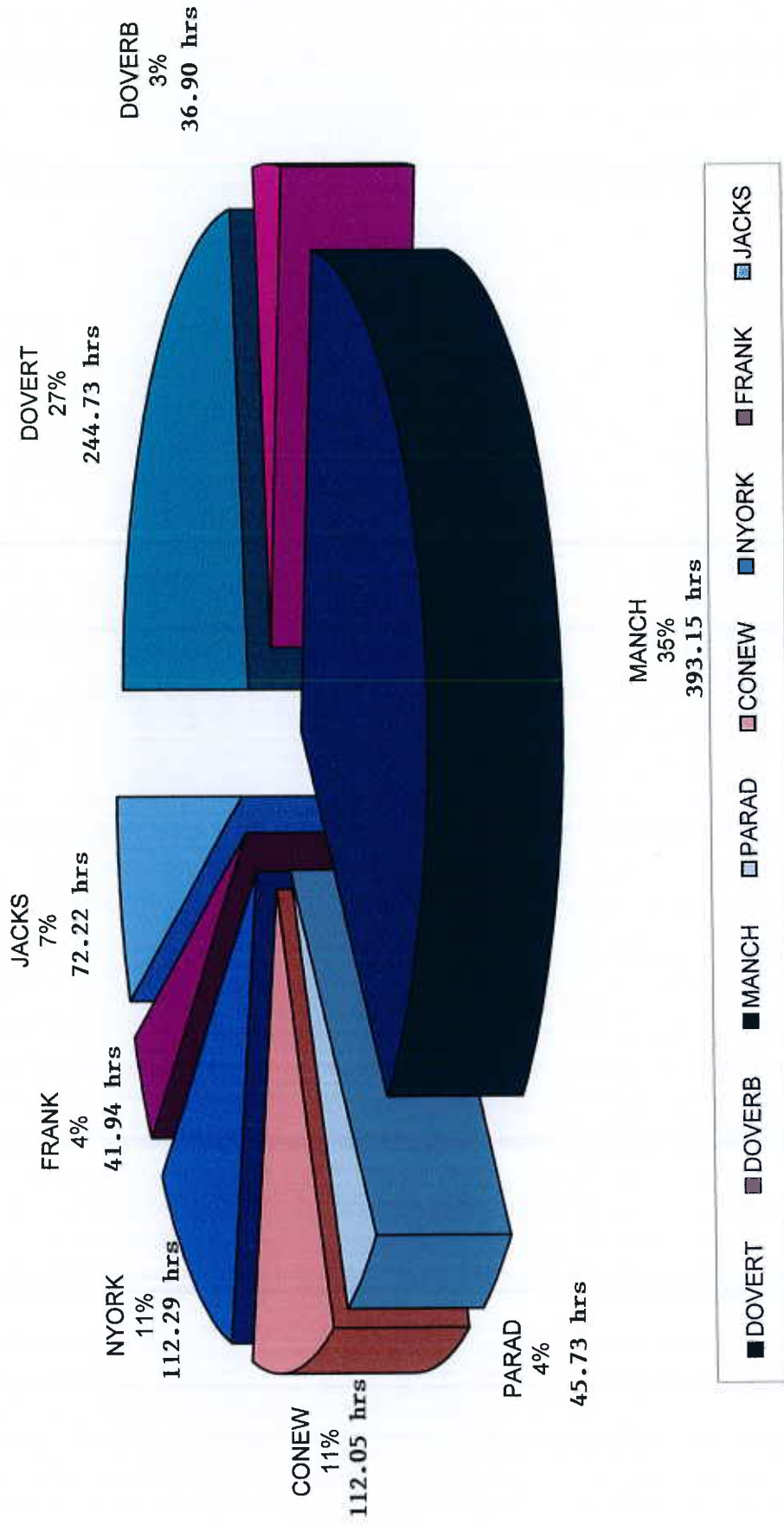
**TABLE I
MUNICIPAL UNITS OF SERVICE**

MUNICIPALITY	HOURS		BALANCE	
	WEEK	YEAR	HOURS	PERCENT
DOVER TOWNSHIP	615	31980	+ 13.05	+ .041
DOVER BOROUGH	65	3380	- 2.09	- .062
MANCHESTER TWP	670	34840	- 27.44	- .079
PARADISE TWP	100	5200	- 0.35	- .007
CONEWAGO TWP	150	7800	+ 10.41	+ .133
N YORK BOROUGH	90	4680	- 1.59	- .034
FRANKLIN TWP	75	3900	+ 3.17	+ .081
JACKSON TOWNSHIP	165	8580	+ 3.19	+ .037
NYCRPD	1930	100360	- 1.65	- .002

In addition to the unit time, another 1,059.01 hours of overtime was worked throughout the year. This was 343.91 hours less than last year. This overtime information is depicted on Chart I.

Also, several other overtime duty details—DUI checkpoints, Drug Task Force operations, and private duty details—were completed for a total of \$29,569.96/418.50 hours. This time is in addition to, but not included in, Table I or Chart I.

CHART I
OVERTIME HOURS



Personnel

Twenty-three (23) members of the Department missed no sick time during 2009. Among these would be DC Bentzel, Lt Bollinger, Sgts Steffen, Wasilko, and Lash, Cpls Burchfield, Foust, Neidigh, Anderson, and Gladfelter, Officers Asper, Becker, Godfrey, Greco, Kulak, Lebo, Migatulski, Morley, Ryman, Wise, Zimmerman and Ms. Stare along with myself. Many of these members have not missed a day in years. The sworn members missed an average 5.13 days this year compared to 4.33 last year. The non-sworn member average was 15.13 days compared to 11.74 days during 2008. One non-sworn member was on leave for three surgeries.

During the year, seven (7) workers compensation claims occurred. One officer was injured while performing CPR, one officer while chasing a suspect on a traffic stop, one officer while arresting a combative suspect, one officer when completing PR 24 Mechanics of Arrest training, one officer while retrieving a camera from the trunk of a vehicle, one officer while shoveling snow and one civilian was injured stepping off a step while helping a individual at the information window.

Department members received 33 letters of commendation from citizens this year. This is 10 more than 2008. In addition to the citizen commendations, the Chief and the Board recognized many officers for the fine work they did throughout 2009.

The Department received and investigated 2 conduct complaints in 2009. The conduct complaints arose as a result of unsatisfactory performance. In each of these cases the officer was suspended. Eleven other infractions occurred that resulted in discipline less than suspension. Those infractions involved traffic accidents, reporting late for duty and other missed district court appearances.



FLEET REPORT

During 2009, the department deployed 21 traditional patrol cars and 2 special services crime scene vehicles. In addition, the fleet includes six 4-wheel drive units—three Ford Explorers, one Jeep Liberty, one Jeep Cherokee, and one Chevrolet Blazer. Not included in this total are a Kawasaki KZ 1000 motorcycle and a Honda motor scooter. These units are occasionally used for parade and other traffic or crowd control assignments. Two speed control trailers and a trailer used to transport Officer Dorothy are also listed in the fleet inventory. In 2009, we added two message boards to be used for traffic and other assignments.

Three (3) vehicles were sold in 2009 at auction for a total of \$8,100. These vehicles brought an average of \$2,700 with an average mileage of 127,448. The amount each vehicle sold for and their description (year, make, model, mileage) are as follows:

- 2005 Ford Crown Victoria - 114,255 miles - \$ 500 + transmission
- 2006 Ford Crown Victoria - 130,952 miles - \$3,000
- 2007 Ford Crown Victoria - 137,137 miles - \$4,600

The fleet traveled 633,610 miles during the course of the year. We consumed 49,109 gallons of fuel for a fleet fuel average of 12.90.

In completing the various tasks and functions associated with the delivery of police service, the department traveled 633,610 miles during 2009. This is an increase of 4,089 miles compared to 2008. We experienced 2 accidents this year as a result of officer culpability. Both officers met with the Operations Lieutenant for "non-formal" discipline. The average cost per crash was \$768. Our overall record during 2009 was good. We will do everything we can to improve during 2010. We continue to try and improve our accident record by participating in EVOC (Emergency Vehicle Operations Course) on a regular basis. It is interesting to note that every minute of every hour of the year a Northern York County Regional Police Patrol Unit was moving throughout our communities. Therefore, as each of the 525,600 minutes of 2009 ticked away, your police officers traveled more than a mile.

FIELD SERVICES DIVISION
Patrol Section

Calls for Service

In order to understand the workload demands placed on the department, it is important to have a historical perspective. In other words, where have we come from and where might we be going. To that end, we offer the following ten-year recap of activities. Our base year for this purpose is 2000.

<u>Year</u>	<u># Calls</u>	<u>% Incr/Decr</u>
2000	22,600	+ 4.14%
2001	22,838	+ 1.05%
2002	23,125	+ 1.26%
2003	26,052*	+ 12.66%
2004	25,292**	+ 1.65%
2005	25,870	+ 2.29%
2006	26,677	+ 3.12%
2007	27,474	+ 2.99%
2008	26,632	- 3.06%
2009	25,440	- 4.48%

*Includes Jackson Township figures from January, February & March 2003

**The decrease in total calls from 2003 to 2004 results from the withdraw of Dillsburg Borough. However, participating members collectively experienced an increase.

This year our call load showed a decrease of 4.48%. In 2009, we serviced 25,440 calls for police assistance, which are 1,192 less calls than the previous year. Therefore, our ten-year annualized average increase is 21.41%, which is a yearly average increase of 2.14%. A four-year review of this information is depicted on Chart II.

At this point, we will discuss, in some detail, the 25,440 calls serviced. As you review this information, it might be beneficial to understand how authorities look at police activity. "Experts report (and authorities generally agree) that of all the calls received for police assistance, approximately 20% will be "Criminal" in nature and 80% will be "Service" in nature". Our figures indicate that 14.45% (3,677) of our total calls (25,440) were criminal in nature and 85.55% (21,763) were service in nature. Therefore, we appear to be experiencing a less than average amount of criminality and a higher than average amount of service activity in our jurisdiction when compared to the norm.

A breakdown of our total activity has been charted in five general areas. Calls that are criminal in nature as defined by the Uniform Crime Report are a combination of 1,046 Part I offenses and 2,631 Part II offenses. Calls that are service in nature are a combination of 1,807 traffic accidents investigated, 271 ordinance violations and 19,685 incidents that have not been classified as criminal in nature and may best be described as service calls.

Activity

The Field Services Division, Patrol Section issued 11,339 traffic citations this year. This is a decrease of 867 compared to 2008. For historical reference, our traffic enforcement index has, in the past years, moved both higher and lower. To wit, the enforcement index for 2006 was 33.48, then it increased to 35.45 in 2007, and then it increased to 38.14 in 2008. In 2009, the index decreased to 36.00. The Board should know that the enforcement index is determined by dividing the number of injury/fatal accidents into the number of citations issued— $(11339/315 = 36.00)$. An optimum enforcement index is 10 to 20 citations for every injury accident according to authorities in the field.

In addition to the 11,339 citations, officers issued 3,260 written warnings, down from 3,367 last year, 1,796 faulty equipment cards, which is down from the 1,912 issued in 2008, 1330 parking tickets, up from 867 last year and 1,533 non-traffic citations, down from 1,684 last year. Also, 81 abandoned vehicle notices were issued along with 30 parking warnings. Therefore, patrol conducted no less than 17,836 traffic-related investigations in 2009 or more than 48 per day, on average, or almost 2.04 each hour of every day. None of this activity is classified as a reportable case and, therefore, is not tallied in the call-load figures expressed elsewhere on this report. Again, the Board should understand that this is self-initiated activity and not counted as a call or calls.

In 2009, 375 persons were charged with "driving under the influence", which is more than the 357 DUIs effected in 2008. Statewide, in 2008, 56,446 drivers under the influence were charged, which is 453.5 per 100,000 of population. Based on that statistic, our rate, in relation to our population, should be 244 DUI arrests, where, in fact, we are 131 more than that ratio. Within the Commonwealth, there are a total of 27,207 full-time police officers. Throughout the state, each police officer makes more than two DUI arrests per year (2.07 arrests per officer per year*). Our 45 police officers (based on the 375 DUIs we arrested in 2009) arrested 8.33 DUIs per officer. Our men arrested 4.02 times as many intoxicated drivers as did their counterparts across the state.

Again this year, the Northern York County Regional Police Department finished ninth in police departments in the Commonwealth for DUI Enforcement.** We finished ahead of many large agencies that are more than double/triple our size, such as Erie, Altoona, Harrisburg, Easton, Johnstown, and Lancaster. Needless to say, no department in central Pennsylvania affected the number of DUI arrests that the Northern York County Regional Police effected. Our 45 police officers averaged 8.33 drunken drivers per officer. The majority of these arrests occurred between midnight and 3 a.m. with most of the arrests occurring after 0200 hours.

*Figures for statewide averages based on the most current UCR Data, which is 2008. Our arrest figures are based on 2009 data.

**Source: The PA DUI Association Newsletter

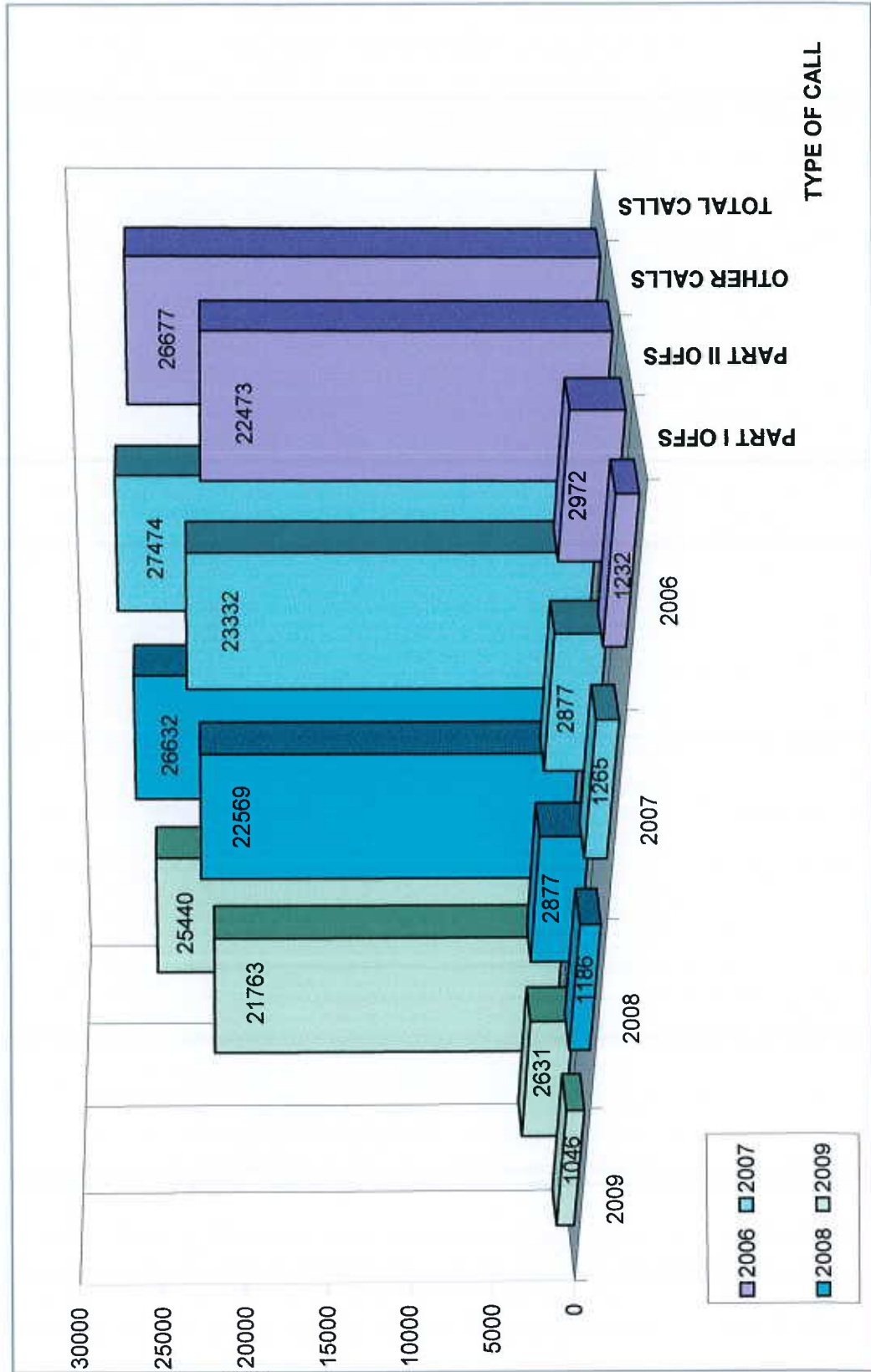
There were 79 drunk drivers involved in motor vehicle accidents, which reflect 21.07% of the total drivers charged with DUI. Of the 375 people arrested, 284 or 75.73% were male and 91 or 24.27% were female. Those arrested for DUI, on average, had a blood alcohol concentration of .22% or more than 2.7588 times the legal limit. The highest blood alcohol reported in 2009 was .363% or 4.54 times the legal limit.

Warrant Activity Report

In a 12-month period during 1995/1996, the Department served 365 warrants or 1 per day. Because of municipal concerns expressed by the Board of Commissioners, a concerted effort was initiated during the last several years to increase the number of warrants served by the department. In 2009, the department served a total of 546 warrants. Included in this total were 477 summary warrants, 11 misdemeanor warrants, 5 felony warrants, and 53 bench warrants.

CHART II

CALLS FOR POLICE SERVICE



Community Police Unit

The "Community Police Unit" presented a total of 62 programs in 2009, reaching out to over 5,951 people. Of these, 16 programs were presented to our local schools and more than 1,836 students were addressed through a variety of assemblies and in-class seminars. These programs ranged from personal safety issues to drug awareness. Also, the CPO Unit hosted 19 civic programs with 680 persons in attendance. There were 37 child car seat checks completed by our certified car seat technician.

In addition, the unit has also been involved with community concerns and activities with everything from problems with traffic flow and speeding motorists to the coordinating of benefit runs, parades and block watch events. The CPO instructed two classes in "Defensive Driving" involving 48 participants, age 16 and older. Throughout the history of the classes, the CPO unit has taught over 550 "students" this defensive driving program.

The Citizen Satisfaction Surveys, which we will discuss later in this report, are an additional task assigned to the CPO Unit.

"Officer Dorothy" was utilized in 25 programs at the schools and at local civic events with more than 3,387 people attending. Several donations were received throughout the year for the "Officer Dorothy" Program, totaling \$2,920.



Photo Courtesy of Byron Wilt

Serious Crime

The 1,046 reported crimes classified as Part I Offenses under the FBI Uniform Crime Report System are the most serious crimes. Serious crime was down 11.80% (140 incidents) in our entire jurisdiction. Part I crimes include Homicide, Manslaughter, Rape Robbery, Aggravated Assault, Burglary, Theft, Auto Theft and Arson. Serious crimes were reported to municipalities numbering 251 cases in Dover Township (43 cases less than last year), 54 cases in Dover Borough (4 cases less than last year), 338 cases in Manchester Township (36 cases less than last year), 47 cases in Paradise Township (4 cases less than last year), 123 cases in Conewago Township (29 cases less than last year), 76 cases in North York Borough (23 cases less than last year), 36 cases in Franklin Township (2 cases less than last year), and 121 cases in Jackson Township (1 case more than last year). Our overall Department clearance rate for these crimes is **29.45%** compared to 34.15% in 2008. The Statewide clearance average in 2008 was 29.2%. The County average in 2008 was 31.2%.*

*Figures for state and county averages based on the most current UCR Data, which is 2008.

A breakdown of the Part I crimes over three years reported to our Department can be viewed on Table II.

TABLE II
PART I - CRIMES

CRIME CLASSIFICATION	REPORTED CASES 2007/2008/2009			2008/2009 INCREASE/DECREASE
HOMICIDE/INVOL MANS	0	1	0	- 1
RAPE	1	2	3	+ 1
ROBBERY	15	24	16	- 8
AGGRAVATED ASSAULT	23	32	26	- 6
BURGLARY	171	125	141	+ 16
THEFT	975	943	815	- 128
AUTO THEFT	73	54	41	- 13
ARSON	7	5	4	- 1
NYCRPD	1265	1186	1046	- 140

A formula is available to numerically chart or indicate a municipality's crime rate in finite terms. The rate is determined by dividing 100,000 by a municipality's population, times the Part I reported crimes. The overall regional jurisdiction experienced an annual decrease (-13.95%) in the crime rate. Municipal crime rates appear for review on Table III.

TABLE III
MUNICIPAL CRIME RATE

MUNICIPALITY POPULATION	PT I CRIMES 2007/2008/2009	2009 CRIME RATE	2008/2009 INCR/DECR
DOVER TWP 21,153	352 294 251	1186.59	- 229.18
DOVER BOROUGH 1,932	74 58 54	2808.11	- 203.31
MANCHESTER TWP 16,932	320 374 338	1996.22	- 231.96
PARADISE TWP 3,972	47 51 47	1183.28	- 107.86
CONEWAGO TWP 6,911	176 152 123	1779.77	- 478.44
N YORK BOROUGH 1,742	85 99 76	4362.80	- 1651.78
FRANKLIN TWP 4,804	60 38 36	749.38	- 39.33
JACKSON TWP 7,905	151 120 121	1530.68	- 152.35
NYCRPD 65,342	1265 1186 1046	1600.81	- 259.53

Less Serious Crime

The 2,631 reported crimes, classified as Part II offenses under the FBI Uniform Crime Report System are less serious crimes. Part II crimes remained the same when compared to 2008. Our overall department clearance rate for these crimes was **77.73%** compared to 75.60% in 2008. The statewide clearance, Part II average in 2008 was 59.0% and the County average was 68.0%.* Our grand total clearance rate for both Part I and Part II crime was **63.99%** compared to 63.50% last year. A three-year review of these crimes appears on Table IV. (*Figures for state and county averages based on the most current UCR Data, which is 2008.)



2007 FORD POLICE INTERCEPTOR

Photo Courtesy of Dave Lash

TABLE IV
PART II CRIMES

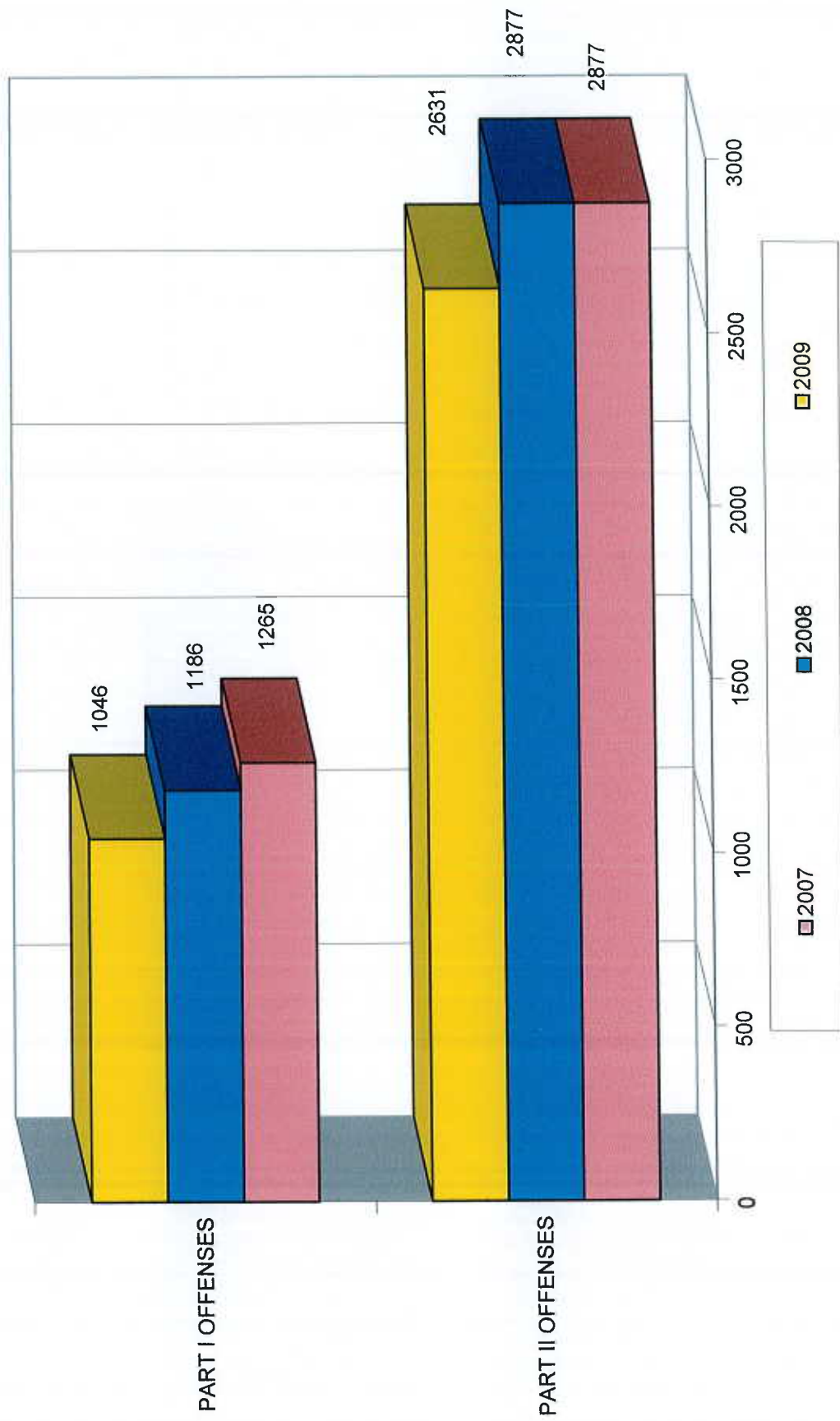
CRIME CLASSIFICATION	REPORTED CASES			2008/2009 INCREASE/DECREASE
	2007	2008	2009	
SIMPLE ASSAULT	554	558	560	+ 2
FORGERY	14	17	16	- 1
FRAUD	75	42	103	+ 61
EMBEZZLEMENT	0	0	0	No change
STOLEN PROPERTY	10	12	8	- 4
VANDALISM	746	813	625	- 188
WEAPONS	25	19	22	+ 3
PROSTITUTION	0	0	0	No change
SEX OFFENSES	7	4	5	+ 1
DRUG LAWS	126	112	70	- 42
GAMBLING	0	0	0	No change
FAMILY OFFENSES	6	1	4	+ 3
DUI*	302	369	398	+ 29
LIQUOR LAWS	52	70	45	- 25
PUBLIC DRUNKENNESS	82	101	89	- 12
DISORDERLY CONDUCT	424	371	381	+ 10
OTHERS**	454	388	305	- 83
NYCRPD	2877	2877	2631	- 246

* DUI arrests where drugs are the cause of intoxication are classified by the higher UCR value attached to drug usage. During 2009, sixteen (16) "drivers under the influence" were found to be under the influence of drugs and, therefore, charged with DUI (Drugs) and, as a result, removed from the population of traditional "drivers under the influence" for accurate reporting.

**See Appendix "A" (all other classifications under UCR; does not include township/borough ordinances)

CHART III

PART I AND PART II OFFENSES CALL HISTORY



Service Calls

As mentioned earlier, national averages indicate that approximately 80% of all calls received by Police will be "service" in nature. We found ours to be 85.55% this year. Municipalities as shown on Table V received these 25,440 calls.

TABLE V
MUNICIPAL CALLS FOR SERVICE

MUNICIPLTY	TOTAL CALLS			SERVICE CALLS			% OF TOTAL	
	2007	2008	2009	2007	2008	2009	2008	2009
Dover Twp	7562	7541	7030	6442	6430	6117	85.27	87.01
Dover Boro	1280	1029	1047	1017	804	866	78.13	82.71
Manch Twp	8661	8499	7864	7556	7333	6692	86.28	85.10
Parad Twp	1157	1187	1104	981	1025	950	86.35	86.05
Conew Twp	3125	2824	2747	2642	2387	2362	84.53	85.98
NYork Boro	1672	1689	1738	1304	1316	1405	77.92	80.84
Frank Twp	1208	1193	1136	1037	998	1012	83.65	89.08
Jacks Twp	2809	2670	2774	2353	2276	2359	85.24	85.04
NYCRPD	27474	26632	25440	23332	22569	21763	84.74	85.55

Because so much of what the department does is service in nature, we recently extrapolated the top ten (highest number in volume) "service calls" that we responded to in 2009. Those "service calls" are listed below in rank order and by frequency:

- Assist fire, ambulance, and/or medic 2,471
- Assist disabled motorist 952
- Non-criminal domestic arguments 652
- Request for civil intervention 484
- Warrant services 437
- Assist other law enforcement agencies 413
- Non-criminal acts of harassment 282
- Check welfare of persons 216
- Property disputes 172
- Non-criminal neighborhood concerns 127

Alarms

Response to alarms is classified as a service call. After several municipal alarm ordinances were revised and fines were increased for false alarms, alarms, by and large, continued to decrease. However, this year, alarms increased by 1.53%.

In 2009, total alarm dispatches accounted for 1,788 of the total call load or 7.03%. Last year, alarms accounted for 1,761 of the total call load or 6.61%.

A municipal alarm overview, which compares the number of alarms to the total number of calls in each municipality, finds that we handled 371 or 5.28% in Dover Township, 51 or 4.87% in Dover Borough, 855 or 10.87% in Manchester Township, 36 or 3.26% in Paradise Township, 147 or 5.35% in Conewago Township, 103 or 5.93% in North York Borough, 48 or 4.23% in Franklin Township, and 177 or 6.38% in Jackson Township. The workload generated by alarms in the Support Services Section remains considerable due to the time-consuming procedures for reporting, invoicing and the associated fiscal record keeping and payments to municipalities in accordance with the revised municipal ordinances.



NYCRPD VEHICLES ON DISPLAY

Photo Courtesy of Mark Baker

Vehicle Accidents

Accident investigations are also classified within the concept of a service call. We experienced an increase in the accidents we investigated this year. The 1,807 accidents reflect an increase of 23 crashes or 1.29% compared to 2008. Injury accidents investigated were 308 compared to 311 in 2008, for a decrease of 3. In addition, we investigated 7 fatal accidents (7 deaths) reflecting a decrease of 3 or 30.00%. Alcohol-related fatalities this year totaled 4. (A municipal breakdown of this information is shown on Table VI.)

TABLE VI
MUNICIPAL ACCIDENT ACTIVITY

MUN	ACCIDENTS			INJURY ACC			FATAL ACC			DEATHS		
	07	08	09	07	08	09	07	08	09	07	08	09
DT	402	372	386	85	79	78	1	2	3	1	2	3
DVB	48	51	32	8	5	4	0	0	0	0	0	0
MT	712	758	701	108	107	100	2	1	0	2	1	0
PT	106	104	108	21	28	23	0	2	0	0	3	0
CT	161	181	183	33	42	29	0	1	1	0	1	1
NYB	91	71	87	11	6	12	0	0	0	0	0	0
FT	78	60	72	25	6	11	2	2	0	5	2	0
JT	183	187	238	35	38	51	2	1	3	2	1	3
NYP	1781	1784	1807	326	311	308	7	9	7	10	10	7

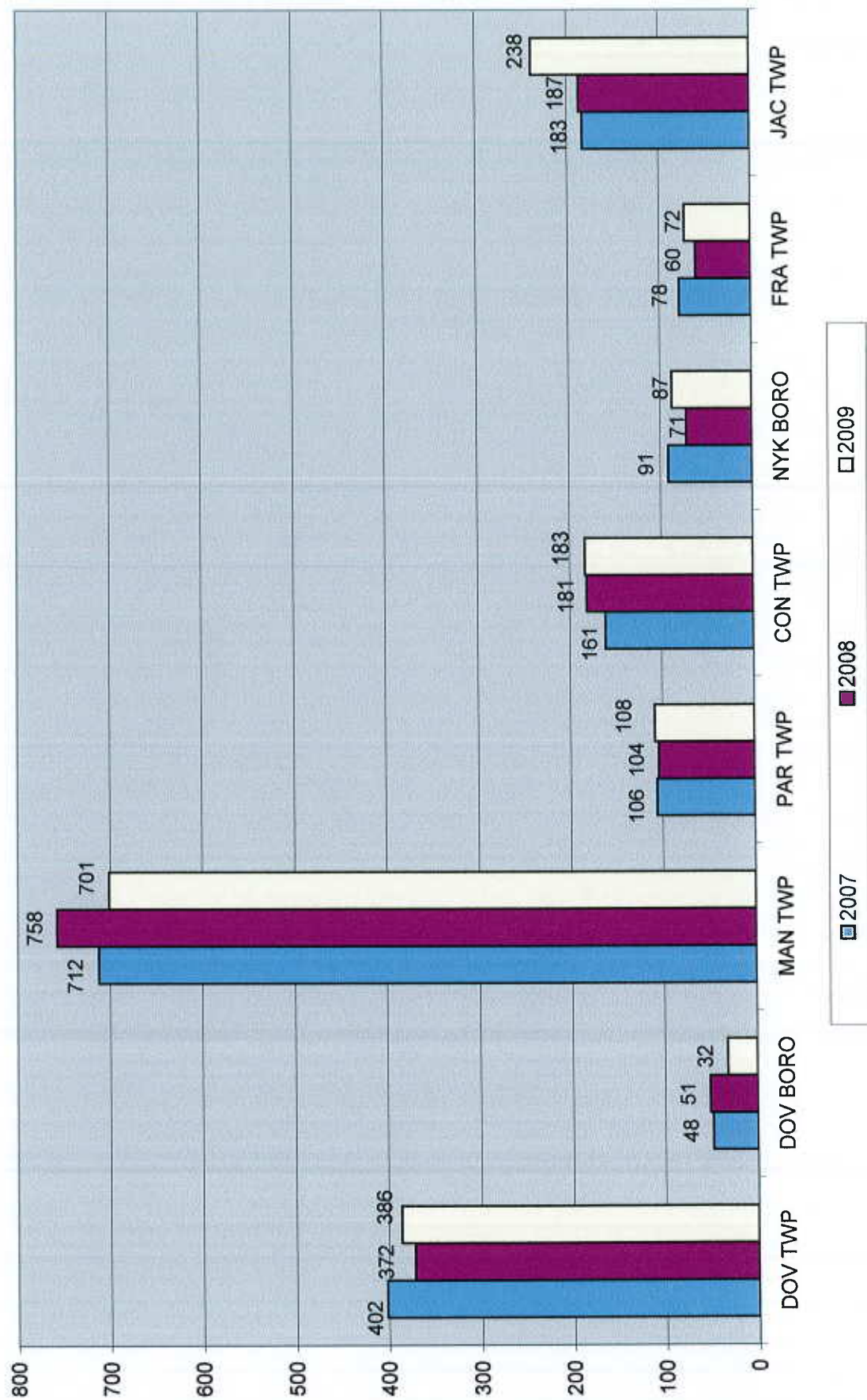


CPL ANDERSON IN COMMUNICATIONS AREA OF SERVICE TRUCK

Photo Courtesy of Dave Lash

CHART IV

ACCIDENT CALL HISTORY



FIELD SERVICES DIVISION
Criminal Investigation Section

The primary responsibility for follow-up investigations of serious crime is vested in the Criminal Investigation Section of the Field Services Division. This section is staffed with a Sergeant, who supervises three full-time investigators and an officer temporarily detached from Patrol.

The Detective Sergeant is responsible for the review of all criminal reports, supervision at all major crime scenes, staff review of all major criminal cases, liaison with other agencies regarding effective information exchange and coordination of investigative efforts, and preparing the Criminal Investigation Section schedule.

The NYCRPD is one of the lead agencies in York County to implement and utilize an automated evidence management system employing bar code technology. The evidence storage area has been reviewed and secure storage arrangements have been made to insure the highest level of security and review for evidence or property seized or stored by the department. This is an area of high priority and serves as a foundation for preservation of the integrity of the evidence for courtroom presentation.

The past and continuing efforts undertaken by the NYCRPD and the resultant professional growth of officers assigned to forensic evidence recovery has resulted in the ability to address a wide array of specialized forensic situations including, but not limited to, bodily fluid identification, blood spatter, forensic light source applications, Krimesite RUVIS applications, chemical applications, presumptive testing of unknown standards, casting of impression evidence, and numerous other applications. The NYCRPD has enjoyed continued success in the linkage of suspects to crime scenes by identification of DNA evidence and via an emergent area of agency expertise in the use of electronic technology to link suspects to particular locations via communication devices and analysis of computer hard drives, GPS units, and cellular telephone records.

The agency continues to handle major crime scenes at the level of advanced proficiency in all aspects of crime scene management. These abilities continue to pay dividends to the agency in identification of offenders and in the prosecution of offenders within the York County Criminal Justice System in both juvenile and adult criminal courts.

Other duties of the Criminal Investigation Section include:

- ◆ Assist the Patrol Division with fatal accident investigations
- ◆ Assist the Patrol Division with death investigations
- ◆ Serves as the system manager of the department's automated evidence management system--this includes tracking, retention, and transportation of evidence for laboratory testing
- ◆ Participation in crime prevention and reduction programs, which include working specialized details in areas where criminal activities are prevalent
- ◆ Assist the York County District Attorney Office Forensic Team in examinations involving advanced specialized forensic applications
- ◆ Process and presumptive analysis of evidence collected pursuant to criminal investigations
- ◆ Acts as a clearinghouse for the majority of automated fingerprint capture and digital imagery of persons charged with crimes
- ◆ Surveillance and specialized electronic video applications
- ◆ Perform polygraph examinations
- ◆ Maintaining evidence in a secure environment consistent with best handling practices for storage of evidence and property.
- ◆ The investigation and reporting of complex and time consuming investigations which require follow up function and dedication of time based assets.

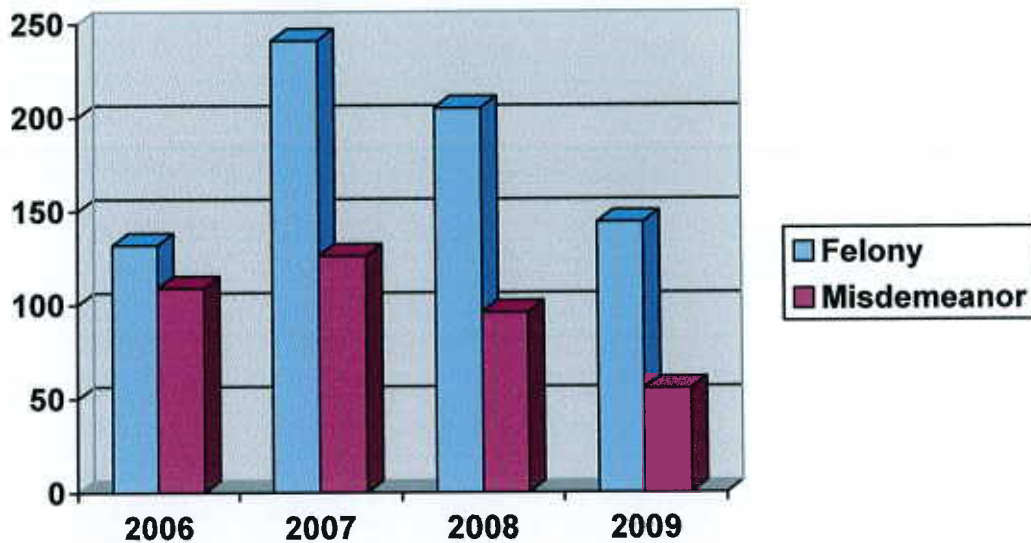
The year 2009 presented a dramatic increase of 11.82% in the total number of crimes assigned to the CID unit for follow up investigation. This included a series of complex investigations in areas including financial crimes, multi-jurisdictional burglary, robbery, rapes, deaths and assaults. In addition, CID members worked to keep NYCRPD patrol officers informed of trends and criminal intelligence information. It should be stated with an absolute degree of confidence that while the total number of cases assigned to CID showed an increase, the complexity of the cases investigated and time required to resolve the cases has increased as well.

Investigators were assisted in this task by the many reports submitted by NYCRPD patrol into the records systems. Automated data searches and constant inter-action with the patrol division has allowed for the identification and development of relationships between crimes and those persons committing the crimes. In many cases suspects were placed in proximity to the crime location by a traffic citation, warning, or faulty equipment card issued by a patrol officer. In addition the NYCRPD has amassed a formidable data base which is the source of information to investigators in our agency and beyond. The reliability of the NYCRPD to identify and retain essential data has been instrumental in solving crimes through out York County and adjacent counties and other state venues as well.

Investigators filed a total of 223 criminal charges, including 144 felony complaints, 55 misdemeanor complaints, and 24 non-traffic summary offenses compared to 301 criminal charges represented by 205 felony arrests and 96 misdemeanor arrests in 2008. During 2009, the Criminal Investigations Section investigated a total of 944 assigned cases, and cleared 546 of the cases assigned. The sections clearance rate is 57.83% this in comparison to 2008 when the Criminal Investigation Section investigated a total of 798 assigned cases, and cleared 656 of the cases assigned. Investigators also submitted over 200 incident reports and more than 3,400 supplemental investigative reports in 2009.

While a decline in the total number of arrests will be noted in this report, there is an explanation for the decrease. This is because of a tactical difference in charging as directed by prosecutors, in the past if a defendant was involved in multiple offenses, he was charged with each crime as an individual offense. This would mean that there was an "arrest" for each of the offenses. Currently the defendant is charged with an "aggregated charge". This means that in most cases the offenses are felony grades and result in a representative disposition and satisfactory victim's outcome. While the crime will be reflected in the NYCRPD data as a "clearance" it will not be an arrest and thus the decline in the number of arrests as reflected in the data. This information is also relative to the trends noted within this report where small groups of individuals are responsible for creation of "hot spots" where criminal acts occur within patrol districts.

The chart listed below compares the data for the period between January 2006 and December 2009. It is clear from the chart that the CID unit focuses efforts on felony offenses and the arrest of serious and repeat offenders.



In the paragraphs that follow, the reader is provided a representative overview of cases handled within each municipality by members of the Criminal Investigations Section during 2009:

DOVER TOWNSHIP

2009 marked a year of undeniable success in the investigation of both commercial and residential burglaries throughout the entire NYCRPD jurisdiction. The trend for the year appeared to depict an increase in the number of persons who were acting either separately or in small groups, operating within the same geographic areas. These areas are identified as "hot spots" and are subject to change dependant entirely on the actions of the persons responsible for the commission of the targeted offenses. This posed a problem for investigators who had to identify the persons responsible for the crimes, and then identify specific locations for the offenses. This problem was compounded by the total numbers of persons and crimes involved as well as the simultaneous time frame during which the crimes were committed. The NYCRPD is committed to preservation of a high quality of life within the jurisdictional communities and aggressive investigation of burglary offenses is part of that ongoing commitment.

NYCRPD investigators used confidential informants, forensics and persistence to arrest nine persons for a crime spree in both Dover Township and Conewago Township. The subjects were entering homes and taking guns, electronics, and jewelry items.

As a result of the investigations the NYCRPD investigators were able to recover firearms, jewelry and other property stolen from citizens within the jurisdiction.

A total of three robbery investigations were Conducted in Dover Township. Each of the incidents resulted in an arrest.



Investigators used surveillance images to identify and arrest subjects from the several convenience store robberies. The suspects varied in age and included adults and juveniles. The adult offenders remain incarcerated awaiting disposition. The juvenile offenders have been adjudicated and are serving their sentences.

A domestic related kidnapping, rape, and suicide was investigated in a Dover Township high density residential neighborhood. In this crime the offender a twenty four year old male forced his ex-girlfriend into a vehicle, restrained her and transported her to his Dover Township residence. At this location the victim was sexually assaulted and threatened with a handgun. The crime concluded with a self inflicted gunshot wound to the head of the offender who succumbed to the injury.

A criminal investigator provided the lead in the investigation of an October fatal crash resulting in criminal charges related to vehicular homicide. This unusually complex investigation required a large delegation of CID resources for interviews, evidence processing, and other related activities. An adult male has been charged and is awaiting trial in connection with this tragic event, where a relative of the defendant was killed in the preventable single car crash.

DOVER BOROUGH

The NYCRPD filed charges of assault against a 45-year old man in connection with the beating of his four year old son. As a result of the arrest the family has had therapeutic intervention from Children and Youth Services and there have been no further acts of abuse reported.

Investigators filed felony burglary charges against two males who were conducting a daylight burglary operation targeting homes in Dover Borough. Both males have been incarcerated since their arrest and are awaiting trial. These same individuals were also charged in connection with other crimes in the NYCRPD jurisdiction.

A 41-year old Cumberland County man faces trial after his arrest in connection with the sexual assault of his four year niece at her home in Dover Borough. NYCPRD investigators conducted numerous interviews and charged the subject with the offenses. The child is receiving appropriate intervention from social agencies to assist the family in dealing with the crimes aftermath.

MANCHESTER TOWNSHIP

In early December 2008 there began a series of commercial burglaries along the I-83 corridor in Manchester and Conewago Townships. This series of offenses included the victimization of small businesses in industrial parks and other venues. It also included two church burglaries. The subjects were also identified as having been responsible for a series of burglaries at other York County locations in a total of six different jurisdictions.

***After charging and negotiated plea agreements
- all defendants are currently serving
sentences in correctional facilities***

As reported in last years report the subject's were arrested in late January 2009 after an intense and complex investigation. The NYCPRD was the lead agency in the investigation which resulted in the recovery of numerous stolen goods. The subjects were linked to a total of 63 burglaries and in the NYCPRD jurisdiction alone were responsible for thefts in excess of \$200,000.00 and criminal mischief in excess of \$ 14,000.00

The safe seen in this image depicts a safe that was stolen, forced open, and later discarded by the offenders.

In addition to the commercial burglaries a large number of residential burglary suspects were also charged by NYCPRD members throughout the year.



A shooting following a gang fight at a nightclub in Manchester Township resulted in the serious injury of a 24-year old York City resident. The NYCRPD processed the crime scene and interviewed numerous persons associated with the event. The victim declined to cooperate with the investigation despite his injury. As a result of his lack of cooperation a felon goes without charges and the potential exists for further similar actions.



Recovered projectile from the shooting scene. Preserved as evidence by NYCRPD.



A thirteen-year old male is in custody after a series of arson fires in a residential area of Manchester Township. The offender was responsible for a burglary and the setting of a fire inside the victim residence. After the investigation of the scene a determination was made that the child posed a serious risk of further offenses and was a threat to himself, other persons and to property.



This child is currently in a residential treatment facility to address his problems in a multi-disciplinary environment to allow community reentry at an appropriate time.

The property was damaged from smoke and was saved from a total loss, due to the prompt response and actions by the department of fire services.

The CID Unit experienced success in the investigation of numerous robberies within the entire jurisdiction including robberies of banks, stores, and other venues. One particular robbery was thwarted by a joint response by NYCRPD patrol and investigators and resulted in the immediate "on scene" arrest of a subject in a shopping center parking lot following a daylight robbery of a victim at knife point.

PARADISE TOWNSHIP

A 31-year old Paradise Township man was arrested for drug related offenses and failure to register as a sex offender. A drug investigation was initiated by investigators who identified the suspect and determined that the suspect was not only involved in the distribution of marijuana and crack cocaine but was a sexually violent predator, who was living within a half mile of an elementary school. The subject was arrested and is currently free on bail. The NYCRPD also made the required community notifications of the sexually violent predator relocation upon his release on bail.

A female driving on Route 234 escaped injury when her vehicle was struck by a projectile fired by a firearm. The vehicle sustained damages, and upon investigation the projectile was recovered, and determined to be from a shotgun firing a rifled slug. A subject was interviewed and arrested, and held for trial.

CONEWAGO TOWNSHIP

Two 23-year old male subjects were charged after they were arrested for the burglary and thefts from numerous self-storage units. The individuals were responsible for the theft of over \$30,000.00 worth of property, much of which was recovered and returned to the owners. Both subjects are free on bail awaiting final case disposition.

A 19-year old male was arrested and incarcerated after a night of thefts from vehicles parked in a Conewago Township housing development. The suspect was confronted by a homeowner, and when the suspect fled he ran to his car and after placing the stolen loot into his car, accidentally locked the car doors and could not flee the scene. The car was impounded and a search warrant was obtained. The stolen property was recovered and returned to the owners.

Sometimes they make **it** easy.



NORTH YORK BOROUGH

The NYCRPD arrested a juvenile subject following a series of occupied dwelling burglaries in the North York area. In the typical offense there would be the entry of the home while occupants were asleep. The subjects would take house and car keys, appliances and cash. After the suspects removed items from the house they would take the car and use the vehicle in other crimes.

Unit members conducted numerous drug related investigations and arrested several individuals for various drug related offenses. These offenders included both juvenile and adults. Enforcement efforts in this area are ongoing.

Two subjects were arrested after a robbery where cash was taken from the victims during store robbery events. The suspects are currently incarcerated awaiting trial.

The NYCRPD arrested several subjects following a series of residential dwelling burglaries in the North York area. In the typical offense there would be the entry of the home while occupants were at work.

Two individuals were arrested following the investigation into a reported stabbing in an alleyway in North York Borough. The victim, a 19-year old male, is recovering from his injuries. The suspects are free on bail and await trial.

The CID unit conducted an anti-crime operation focused on stolen vehicles with use of technology from the auto theft strike force. The "reader" technology allows for multi-directional analysis of vehicle registration plates for stolen vehicles. One stolen vehicle was recovered and two individuals arrested during the operation.

FRANKLIN TOWNSHIP

Investigators arrested two adult males who remain incarcerated following damage to over a dozen vehicles parked within a Franklin Township housing development. The court ordered restitution to the victims of the senseless crime spree.

Investigators conducted an investigation into two Franklin Township residences struck by projectiles fired from an undetermined location. The on-crime scene analysis and trajectory study indicated the shot was fired from a great distance. There were no identified suspects in the incidents and there were no injuries. The investigation remains open pending further new information.



JACKSON TOWNSHIP

NYCRPD investigators charged a 17-year old Camp Hill resident after he repeatedly raped an 8-year old male relative at a Jackson Township residence. The victim and family are currently in counseling and the offender is in treatment and undergoing supervised behavioral modification in a controlled environment.

Two adults remain incarcerated after a residential invasion burglary and assault of the homes occupant, a male whom they were previous associates in another crime. The CID unit members recovered a firearm and filed charges in connection with the case.

Investigators coordinated a marijuana eradication operation based in Jackson Township at the York Airport. Law enforcement assets were used to identify and eradicate a large number of marijuana plants in the week long effort.



In many cases the growers of the marijuana observed from hidden locations as officers arrived and entered fields and harvested the forbidden cash crop that the growers had tended for months prior.

The marijuana was handled in compliance with evidence rules and destroyed.



SPECIAL SERVICES TRUCK

Picture Courtesy of David Lash

SUPPORT SERVICES DIVISION

Records Section

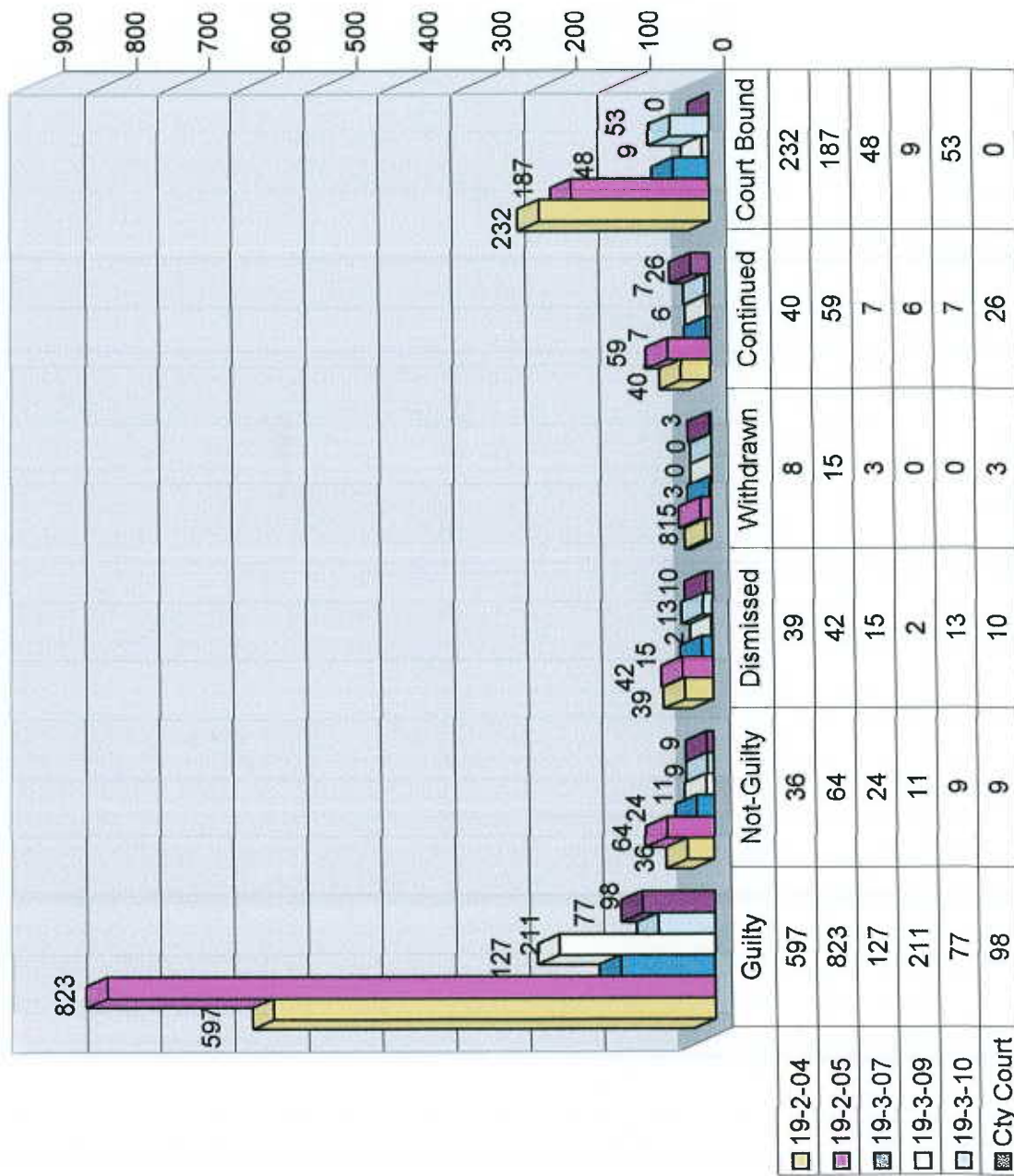
The primary responsibility for gathering, compiling and disseminating information lies with the Records Section. A Corporal (who supervises the civilians) and four civilian employees staff this section. The role of the Records Section is to insure and coordinate the rapid and orderly flow of information between the various components of the police department. One of the many integral functions is to provide data entry into the automated information system. The members also provide other varied services, including the greeting of all visitors to departmental headquarters and processing all insurance or other outside requests for information. The staff assigned to Records processed nearly one million records in 2009.

The information from the automated database continues to be vital in many tasks essential to department effectiveness and efficiency. These tasks include identification of crime patterns and trends, providing information to assist in the scheduling and distribution of manpower and the cohesive exchange of information with other agencies for the solution of crime.

Court Disposition Report

The department continues to enjoy a fair modicum of success as we prosecute before the District Justices. For example, during 2009, 2,910 defendants exercised their Constitutional Option to a hearing. At the District Court level, 85.0% were found guilty in summary (traffic and non-traffic) cases or bound over to County Court for misdemeanor and/or felony cases. At the York County Court of Common Pleas, the department achieved a 67.0% conviction rate. The Board should know that the Northern York County Regional Police Department has no accurate barometer to determine how many misdemeanants and/or felons were channeled to diversionary programs such as ARD and other non-adjudicated programs. That figure, by our estimate, may be as high as 33% of all cases sent through the Court of Common Pleas.

Chart V - Court Dispositions



Types of Dispositions

Citizen Satisfaction Survey

During April 1991, the Department began a "Citizen Survey" questionnaire process whereby randomly selected citizens were asked to evaluate the services provided and the degree of their satisfaction with those services. The questionnaires are purely subjective in nature consisting of eleven yes/no questions. Any questionnaires returned unanswered or marked "N/A" were not used to calculate a response for that question.

The Records Section, in concert with the CPO Unit, mailed out 406 questionnaires during 2009 and has had a response rate of 30.29%. The results as a whole indicate an "excellent" rating from the citizens polled. A recap of the Citizen Satisfaction Survey is as follows:

1. Did the officer arrive in a reasonable amount of time?

Yes - 98.37% No - 0.81% N/A - 0.81%

2. Did the officer appear to know his/her job?

Yes - 96.75% No - 2.44% N/A - 0.81%

3. Did the officer act as if you were wasting his/her time?

Yes - 5.69% No - 93.50% N/A - 0.81%

4. Did the officer resolve the problem to your satisfaction?

Yes - 79.67% No - 8.94% N/A - 11.38%

5. Was the officer polite and considerate?

Yes - 94.31% No - 4.88% N/A - 0.81%

6. Was the officer neat and clean?

Yes - 97.56% No - 0.00% N/A - 2.44%

7. Were you treated with respect?
- Yes - 94.31% No - 4.07% N/A - 1.63%
8. Did the officer express concern about your problem?
- Yes - 90.24% No - 8.13% N/A - 1.63%
9. Overall, were you satisfied with the action of the police?
- Yes - 91.06% No - 7.32% N/A - 1.63%
10. Do you have confidence in the Northern York County Regional Police Department?
- Yes - 93.50% No - 4.88% N/A - 1.63%
11. Do you feel safe in your community?
- Yes - 84.55% No - 5.69% N/A - 9.76%
12. In light of the foregoing contact with the Northern York County Regional Police Department, should your municipality employ additional Northern York County Regional Police Officers to protect your community?
- Yes - 43.90% No - 20.33% N/A - 35.77%

Training

We continue to emphasize training. To that end, we were able to offer 2,664 hours during 2009 compared to 2,814 hours during 2008. Our average officer received just more than 53 hours this year. It should be noted that some received more and some less.

We offered training to both uniform and non-uniform personnel in over 34 separate courses of study. Some of the training attended during 2009 was:

- Basic School Resource Officer (SRO)
- Child Safety Technical Conference
- Child Sexual Abuse
- CLEAN Certification
- CPR Certification
- Crime Prevention Training
- Critical Incident Stress
- ENRADD Certification
- EVOC Certification
- Fall Firearms Certification
- FATS
- Homicide Investigation
- Hostage Negotiations
- IAAP Pennsylvania Division Education Conference
- Law Enforcement Carbine Certification
- Law Enforcement Rifle
- MCSAP Certification
- MDC Certification
- Mechanics of Arrest
- Missing and Abducted Children
- MPOETC Mandatory In-Service
- NCIC Certification
- Northwestern University School of Police Staff & Command
- PR-24 Certification
- Quick Response Team (QRT) Training
- QUAD
- Range Safety Officer
- Safe School Conference
- Sexual Predators on the Internet
- Shotgun Certification
- Spring Firearms Certification
- STOP Unit Protocol
- Survival 101/16 minutes
- VASCAR Certification
- Wiretap Certification

CONCLUSION

In 2009, we handled 25,440 calls, 1192 less than 2008 for a 4.48% decrease. Three municipalities increased and five decreased. The most dramatic increase is Jackson Township (+ 104 calls) and the most dramatic decrease is Manchester Township (- 635 calls). A breakdown of our overall jurisdiction and individual municipal activity appears on Table VII.

TABLE VII

CALLS FOR POLICE SERVICE

MUNICIPLTY	2007	2008	2009	2008/2009 % INCR/DECR	% OF TOTAL CALLS UNITS	
DOVER TWP	7562	7541	7030	- 0.28 - 6.78	27.63	31.87
DOVER BORO	1280	1029	1047	-19.61 + 1.75	4.12	3.37
MANCH TWP	8661	8499	7864	- 1.87 - 7.47	30.91	34.72
PARAD TWP	1157	1187	1104	+ 2.59 - 6.99	4.34	5.18
CONEW TWP	3125	2824	2747	- 9.63 - 2.73	10.80	7.77
NYORK BORO	1672	1689	1738	+ 1.02 + 2.90	6.83	4.66
FRANK TWP	1208	1193	1136	- 1.24 - 4.78	4.47	3.89
JACKS TWP	2809	2670	2774	- 4.95 + 3.90	10.90	8.55
NYCRPD	27474	26632	25440	- 3.06 - 4.48	100	100

When we consider the workload and the demands placed upon our staff, credit must continue to be directed to our individual members. Without question, the personnel associated with the Northern York County Regional Police Department are exceptional! As the studies have indicated, they do more work with less manpower, at less cost, when compared to others. As evidenced by the most recent 1992 study finding, a savings of over \$800,000 annually. It is through their efforts that the Department continues to provide quality service and at the same time, receive recognition that, to date, has been a model for other organizations.

In order to continue to be able to do this, it should be realized that continued support and direction from the Board of Commissioners is imperative. On behalf of all the members--sworn and civilian alike--we are proud to have been provided the opportunity to serve our communities throughout 2009!!

Respectfully submitted,

CARL A. SEGATTI
Chief of Police

sjg

CAVEAT: Although the year-end report is historically submitted and signed by the Chief of Police, it clearly represents the efforts of others. To wit, this report was generated with the assistance of several members of the department, including Deputy Chief Bentzel, Lt Bollinger, Sgt Steffen and Sgt Lash, Cpl Burchfield, Officer Wise, Ms. Maughlin, Ms. Stare, Ms. Wales, and Ms. Mummert.

Special recognition should be offered to Ms. Grim and Ms. Maughlin. Without Sonya's "cheerful" tolerance during rewrites and Lisa's "yeoman's work" in pulling together statistics from several databases, this report would not have been possible!

ALL OTHER CLASSIFICATIONS UNDER UCR

HARASSMENT

HARASSMENT BY COMMUNICATION

TERRORISTIC THREATS

TRESPASS

PUBLIC NUISANCE

FALSE REPORTS

FIREWORKS

RECKLESS ENDANGERING

CRUELTY TO ANIMALS

SCATTERING RUBBISH

OPERATING WITHOUT CONSENT

FALSE IMPRISONMENT

BLUE LAWS

SALE OF STARTER PISTOLS

PROJECTILES

IMPERSONATING PUBLIC SERVANT

OBSCENITY

RESISTING ARREST

CAUSING CATASTROPHE

FALSE ALARMS

OBSTRUCTING HIGHWAYS

UNLAWFUL RESTRAINT

TAMPERING WITH PUBLIC RECORDS

WITNESS TAKING BRIBE

FUGITIVE FROM JUSTICE

OBSTRUCTING ADMINISTRATION OF GOVERNMENT FUNCTION

PUBLIC UTILITIES

TAMPERING WITH WITNESSES

KIDNAPPING

TAMPERING WITH FIRE APPARATUS

CRIMINAL CONSPIRACY

NORTHERN YORK COUNTY REGIONAL POLICE DEPARTMENT
STATISTICAL YEAR TO DATE 2009

Year to Date	Dover Twp		Dover Boro		Manchester Twp		Paradise Twp		Conewago Twp.		North York Boro		Franklin Twp.		Jackson Twp.		NYCRPD		Clearance Rate
	open	closed	open	closed	open	closed	open	closed	open	closed	open	closed	open	closed	open	closed	open	closed	
PART I OFF.																			
Homicide	0	0	0	0	0	0	0	0	0	0	0	0	0	0	0	0	0	0	#DIV/0!
Inv Mans	0	0	0	0	0	0	0	0	0	0	0	0	0	0	0	0	0	0	#DIV/0!
Rape	3	3	0	0	0	0	0	0	0	0	0	0	0	0	0	0	3	4	133.33%
Robbery	3	3	0	0	9	7	1	1	0	0	3	3	0	0	0	0	16	14	87.50%
Agg.Assault	6	6	0	0	6	6	4	5	3	4	6	7	0	0	1	1	26	29	111.54%
Burglary	38	23	3	1	36	14	6	1	22	7	16	3	7	1	13	7	141	57	40.43%
Theft	174	27	34	9	234	43	32	6	87	20	35	4	23	0	97	19	716	128	17.88%
Retail Theft	20	13	16	9	42	24	3	3	6	5	3	1	2	0	7	3	99	58	58.59%
Auto Theft	7	5	1	0	11	3	0	0	5	1	11	2	3	2	3	1	41	14	34.15%
Arson	0	0	0	0	0	0	1	1	0	0	2	2	1	1	0	0	4	4	100.00%
Totals	251	80	54	19	338	97	47	17	123	37	76	23	36	4	121	31	1046	308	29.45%
PART II OFF.																	Totals		
Simp.Assault	158	159	28	27	117	115	25	24	70	72	66	67	25	24	73	73	560	561	100.18%
Forgery	2	2	0	0	6	4	0	0	0	0	8	8	0	0	0	0	16	14	87.50%
Fraud	30	13	1	2	45	41	2	2	13	10	6	6	2	2	4	2	103	78	75.73%
Embezzlmt.	0	0	0	0	0	0	0	0	0	0	0	0	0	0	0	0	0	0	#DIV/0!
RSP	1	1	0	0	2	3	0	0	0	0	2	2	0	0	3	3	8	9	112.50%
Vandalism	182	25	29	3	174	39	28	7	66	7	34	9	36	14	86	18	625	122	19.52%
Weap.Viol.	3	3	0	0	7	6	0	0	0	0	2	2	0	0	10	10	22	21	95.45%
Prostitution	0	0	0	0	0	0	0	0	0	0	0	0	0	0	0	0	0	0	#DIV/0!
Sex Offenses	1	2	0	0	2	4	0	0	0	0	1	1	0	0	1	2	5	9	180.00%
Drug Laws	11	9	4	4	38	43	2	2	2	2	7	7	1	1	5	4	70	72	102.86%
Gambling	0	0	0	0	0	0	0	0	0	0	0	0	0	0	0	0	0	0	#DIV/0!
Of.Family	1	1	0	0	1	1	1	1	0	0	1	1	0	0	0	0	4	4	100.00%
D.U.I.	62	81	9	8	224	206	21	20	23	23	35	34	3	3	21	20	398	375	94.22%
Liq.Laws	4	4	3	3	23	23	2	2	4	4	3	2	0	0	6	6	45	44	97.78%
Pub.Drunk	13	12	4	4	45	45	3	3	7	7	13	13	1	1	3	3	89	88	98.88%
Dis.Conduct	107	99	37	36	71	67	8	8	38	36	53	48	11	11	56	55	381	360	94.49%
Oth.Offense	89	83	12	11	79	78	15	14	49	46	26	26	9	8	26	22	305	288	94.43%
Totals	662	474	127	98	834	675	107	83	262	207	257	226	88	64	294	218	2631	2045	77.73%
Ord.Violations	80	58	16	16	82	81	5	5	20	20	42	41	8	8	38	38	271	267	98.52%
Loitering	0	0	0	0	0	0	0	0	0	0	0	0	0	0	0	0	0	0	#DIV/0!
Part 1&2 Off.	913	554	181	117	1172	772	154	100	385	244	333	249	124	68	415	249	3677	2353	63.99%
Service Calls																	Totals		
Other Calls	5671	5653	818	808	5909	5897	837	844	2159	2155	1276	1270	932	932	2083	2080	19685	19639	99.77%
M.V Accidents	386	386	32	32	701	701	108	108	183	183	87	87	72	72	238	238	1807	1807	100.00%
TOTAL CALLS	7030	6651	1047	973	7864	7451	1104	1057	2747	2602	1738	1647	1136	1080	2774	2805	25440	24066	94.60%

NORTHERN YORK COUNTY REGIONAL POLICE DEPARTMENT
STATISTICAL RECAP FOR YEAR TO DATE 2009

Year to Date	DOVER TWP.	DOVER BORO.	MANCHESTER TWP.	PARADISE TWP.	CONEWAGO TWP.	NORTH YORK BORO.	FRANKLIN TWP.	JACKSON TWP.	N.Y.C.R.P.D.
CRIMINAL									
Crim.Invest.Assigned	254	44	308	26	96	79	39	98	944
Crim. Invest.Closed	181	19	157	11	60	34	31	53	546
Crim.Arrests	535	110	769	90	211	226	56	238	2235

TRAFFIC SUMMARY									
Injury Accidents	78	4	100	23	29	12	11	51	308
Total Injuries	118	6	136	59	46	12	15	73	465
Fatal Accidents	3	0	0	0	1	0	0	3	7
Total Fatalities	3	0	0	0	1	0	0	3	7
Non Injury Accidents	305	28	601	85	153	75	61	184	1492
Total Accidents	386	32	701	108	183	87	72	238	1807
Citations Issued	1851	505	5627	468	547	525	945	871	11339
Warning Cards	745	234	1426	161	109	88	164	333	3260
Faulty Equip. Cards	352	83	812	103	96	182	33	135	1796
Parking Tickets	85	17	768	0	148	305	4	3	1330
Parking Tkt.Warnings	3	1	3	0	11	8	3	1	30

ORD. VIOLATIONS									
Abandoned Vehicles	26	4	21	1	6	14	2	7	81
Curfew	7	1	10	0	0	6	0	6	30
Other Ord.Violations	27	11	51	4	14	22	6	25	160