

NORTHERN YORK COUNTY REGIONAL POLICE DEPARTMENT

2016 ANNUAL REPORT



**DOVER TOWNSHIP
DOVER BOROUGH
MANCHESTER TOWNSHIP
PARADISE TOWNSHIP
CONEWAGO TOWNSHIP
NORTH YORK BOROUGH
FRANKLIN TOWNSHIP
JACKSON TOWNSHIP**

**MATTHEW MENGES
ROBERT DENTLER
ROD BRANDSTEDTER
CLARK CRAUMER
LORRETA WILHIDE
JERRY DUNCAN
DAVID SPRIGG
DAVID BROWN**

**MARK L. BENTZEL
CHIEF OF POLICE**

TABLE OF CONTENTS

Introduction _____	1
Staffing	
Municipal Units of Service _____	2
Organizational Chart _____	4
Personnel _____	5
Field Services Division	
Patrol Section	
Calls for Service _____	7
Activity – Department _____	8
Individual Municipality Overview _____	10
Serious Crime _____	27
Less Serious Crime _____	28
Service Calls _____	29
Vehicle Accidents _____	29
Criminal Investigation Section	
Responsibilities _____	30
Investigative Activity _____	31
Community Policing and School Resource Officers	
Community Programs _____	33
National Night Out _____	34
School Resource Officer Activity _____	35
Support Services Division	
Records Section _____	36
Court Disposition Report _____	36
Court Liaison Officer _____	36
Pennsylvania Right to Know Law _____	39
Training _____	40
Fleet Report _____	41
Social Media _____	44
Conclusion _____	45

**TABLE OF CONTENTS
(CONTINUED)**

Directory of Tables and Charts

Table I	Municipal Units of Service _____	2
Table II	Overtime _____	2
Table III	Part I Crimes _____	27
Table IV	Municipal Crime Rate _____	27
Table V	Part II Crimes _____	28
Table VI	Municipal Calls for Service _____	29
Table VII	Calls for Police Service _____	45

Chart I	Overtime Hours _____	3
Chart II	Department Criminal Arrests _____	32
Chart III	Court Appearances - Conviction Rates _____	37
Chart IV	Court Appearances – On Duty/Off Duty _____	38

**TO: CHAIRMAN AND MEMBERS OF THE NORTHERN YORK COUNTY
REGIONAL POLICE BOARD OF COMMISSIONERS**

FROM: CHIEF MARK L. BENTZEL

SUBJECT: ANNUAL REPORT 2016

INTRODUCTION

In 2016, the Department experienced the busiest call load in our history. We finished our third year using 12 hour rotating patrol shifts. We have for the third year, seen positive results with this shift scheduling.

The 2016 year gave us complete data on the administration of Naloxone to heroin/opioid overdose patients. In our jurisdiction, 41 people were given Naloxone which is 16.9% of the total 243 people treated in York County. Heroin continues to be the driving force for crime and is a serious public health concern.

We expanded the use of PowerDMS, which is a document management system, to include weekly exams to test the knowledge of policy and procedure by officers. This will have long term positive results for the agency.

The Department had two retirements in 2016 and a third in early 2017. Two positions will be filled as soon as possible.

The governing body (the Commission) is comprised of one elected official from each municipality. As such, Mr. Matthew Menges represented Dover Township; Mr. Robert Dentler represented Dover Borough; Mr. Rod Brandstedter represented Manchester Township; Mr. Clark Craumer represented Paradise Township; Ms. Lorreta Wilhide represented Conewago Township; Mr. Jerry Duncan represented North York Borough; Mr. David Sprigg represented Franklin Township; Mr. David Brown represented Jackson Township. Mr. Joseph Rudolf from Clark Hill in Philadelphia, PA represented our Department and Commission as solicitor. Kochenour, Earnest, Smyser, and Burg conducted an audit of our financial records.

These eight municipalities together encompass 145 square miles or 15.9% of the total landmass for York County. In accordance with generally accepted population figures, service is provided to about 68,125 citizens. The population, by municipality, is Dover Township – 21,286, Dover Borough – 1,991, Manchester Township – 18,439, Paradise Township – 3,870, Conewago Township – 7,896, North York Borough – 1,974, Franklin Township – 4,885, and Jackson Township – 7,784.

STAFFING

Units of Service

In keeping with the dictates of the "Articles of Agreement", municipalities purchase time by using a "unit of service" concept. Units are currently measured by a formula of 10 hours equaling one unit. Time is monitored in fifteen-minute increments on a daily, weekly and annual basis. This year, the Department managed 106,080 hours of service—102,960 hours of service to the municipalities and an additional 3,120 hours contracted to Spring Grove School District and Dover Area School District. These hours are specifically earmarked to/for our School Resource Officer's efforts in schools.

**TABLE I
MUNICIPAL UNITS OF SERVICE**

MUNICIPALITY	HOURS		BALANCE	
	Week	Year	Hours	Percent
Dover Twp	620	32,240	-0.16	0.0000
Dover Borough	70	3,640	-12.75	-0.0035
Manchester Twp	670	34,840	4.79	0.0001
Paradise Twp	100	5,200	0.95	0.0002
Conewago Twp	190	9,880	14.72	0.0015
North York Boro	90	4,680	-6.4	-0.0014
Franklin Twp	75	3,900	-12.43	-0.0032
Jackson Twp	165	8,580	12.52	0.0015
NYCRPD	1,980	102,960	1.24	0.000012

In addition to the unit time, another 652.69 hours of overtime was worked throughout the year. This was **245.89** hours more than last year. This overtime information is depicted on Chart I.

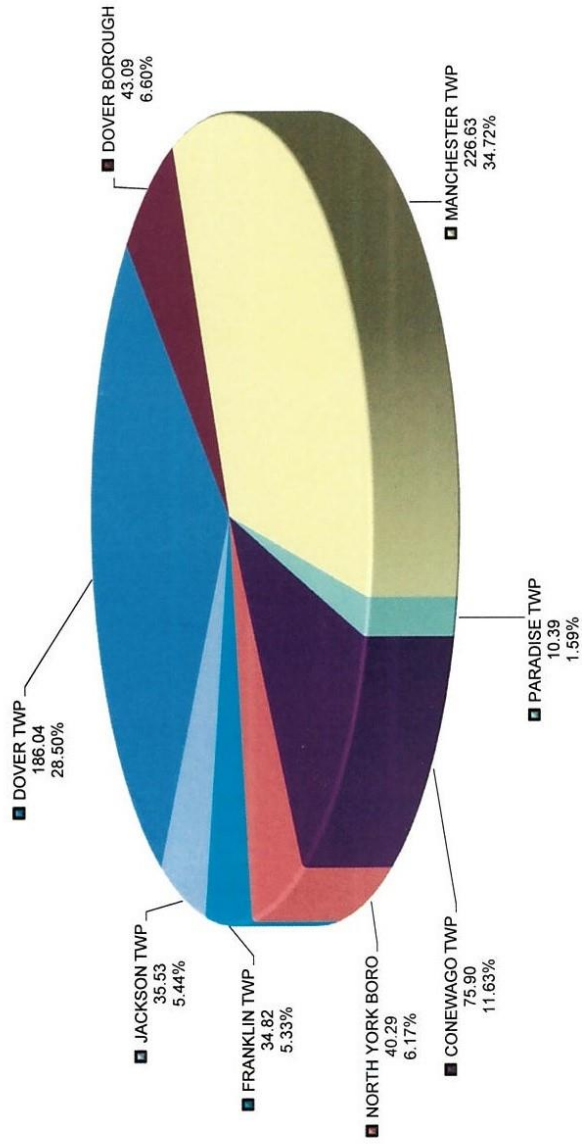
Also, several other overtime duty details— York County Drug Task Force, Center for Traffic Safety DUI Checkpoints, United States Marshal's Fugitive Task Force, FBI-Philadelphia Crimes Against Children Task Force and private duty details—were completed for a total reimbursement of \$75,903.96/975.50 hours. The 652.69 hours of overtime, plus the additional 975.50 hours of billed overtime.

**TABLE II
OVERTIME**

Center for Traffic Safety	202.25
United States Marshal Service	85.00
FBI - Crimes Against Children	179.00
York County Drug Task Force	260.50
Private Duty Details	206.50
TOTAL REIMBURSED HOURS	975.50

Dover Township	186.04
Dover Borough	43.09
Manchester Township	226.63
Paradise Township	10.39
Conewago Township	75.90
North York Borough	40.29
Franklin Township	34.82
Jackson Township	35.53
TOTAL MUNICIPAL HOURS	652.69

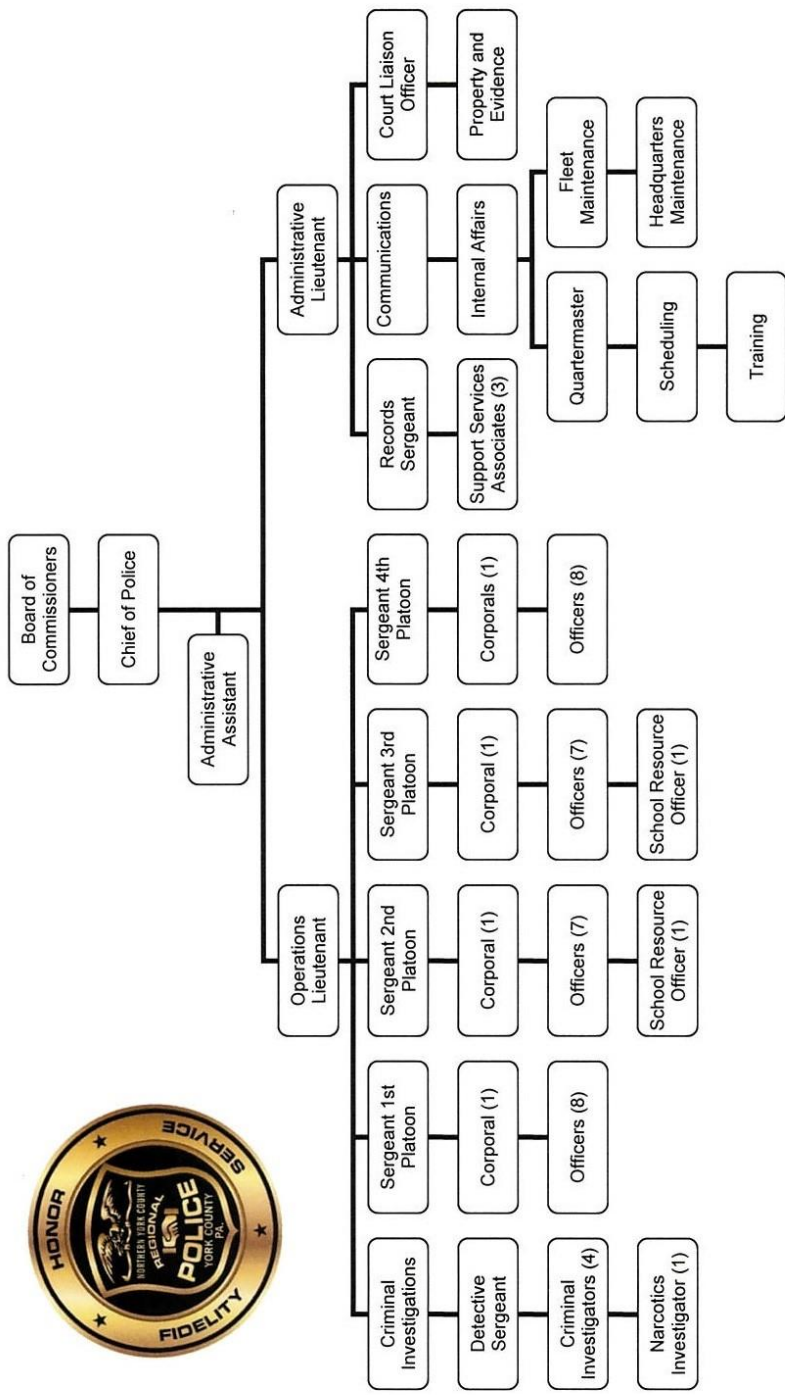
CHART I
OVERTIME HOURS



DOVER TWP	DOVER BOROUGH	MANCHESTER TWP	PARADISE TWP
CONEWAGO TWP	NORTH YORK BORO	FRANKLIN TWP	JACKSON TWP

2016 TOTAL HOURS = 652.69

NORTHERN YORK COUNTY REGIONAL POLICE DEPARTMENT ORGANIZATIONAL CHART



PERSONNEL

<u>NAME</u>	<u>RANK</u>	<u>ASSIGNMENT</u>
Mark L. Bentzel	Chief of Police	Administration
David L. Lash	Lieutenant	Operations
George Wasilko	Lieutenant	Administration
Gregg A. Anderson	Sergeant	Support Services
Jeremy J. Neidigh	Sergeant	Patrol
John C. Migatulski	Sergeant	Investigations
John J. Vaughn II	Sergeant	Patrol
Jack C Asper II	Sergeant	Patrol
Jeffrey M. Foust	Corporal/Retired	Support Services
J. Jeffrey Sierotowicz	Corporal	Patrol
James E. Kulak Jr.	Corporal/Sergeant	Patrol
Cody M. Becker	Corporal	Patrol
Christopher A. Irwin	Corporal	Patrol
John P. Morley	Officer/Corporal	Patrol
Donald L. Godfrey Jr.	Officer	Patrol
Michael L. Hoffman	Officer	Patrol
Mark W. Allen	Officer	Patrol/SRO
Kirk D. Wallace	Officer/Retired	Patrol
Joseph T. Jones	Officer	Patrol/CLO
Todd E. Wise	Officer	Patrol
Joel A. Hopta	Officer	Patrol
Jody L. Brininger	Officer	Patrol
Patrick G. Gartrell Jr.	Officer	Investigations
Michael Hine	Officer	Investigations
Daniel E. Sanger	Officer	Patrol
Edward A. Pague	Officer	Patrol
Jason D. Greco	Officer	Patrol
Matthew T. Chetaitis	Officer	Patrol/SRO
Mark E. Baker	Officer	Investigations
Robert H. Ryman	Officer	Investigations
William D. Haller	Officer	Investigations
Isaiah E. Emenheiser	Officer	Patrol
Stephen E. Lebo	Officer	Patrol
Daniel W. Zimmerman	Officer	Patrol
Erika L. Eiker	Officer	Patrol
Lynn E. Anderson Jr.	Officer	Patrol
Stephen K. McClure	Officer	Patrol
Joshua G. Reimers	Officer	Patrol
Andrew W. Miller	Officer	Patrol
Jonathan A. Bailey	Officer	Patrol
Matthew S. Straub	Officer	Patrol
Zachary T. Grey	Officer	Patrol
Noah S. Potteiger	Officer	Patrol
Matthew T. Cicale	Officer	Patrol
Kevin S. Mengel	Officer	Patrol
Maxwell A. Ruby	Officer	Patrol
Andrew D. Shaffer	Officer	Patrol
Patrick T. McBreen	Officer	Patrol
William I. Nailor	Officer	Patrol
Andrew C. Long	Officer	Patrol
Benjamin S. Weaver	Officer	Patrol
Tyler J. Zeller	Officer	Patrol
Tanner N. Tyson	Officer	Patrol

<u>NAME</u>	<u>RANK</u>	<u>ASSIGNMENT</u>
Diane M. Wales	Admin Assistant	Administration
Lisa M. Maughlin	Sr Supp Serv Assoc	Support Services
Rendy L. Stare	Supp Serv Assoc I	Support Services
Lori A. Mummert	Supp Serv Assoc II	Support Services

Thirty four (34) members of the Department missed no sick time during 2016. Among those members are Lts. Lash and Wasilko, Sgts Anderson, Asper, Kulak, Migatulski, Neidigh and Vaughn, Officers Allen, Baker, Chetaitis, Gartrell, Godfrey, Haller, Jones, Lebo, Long, McBreen, Miller, Nailor, Pague, Potteiger, Reimers, Ryman, Straub, Tyson, Wise and Zeller as well as Ms. Maughlin, Ms. Mummert and Ms. Stare. Many of these members have not missed a day in years. The sworn members missed an average of 1.05 days this year which is up from 2015. The non-sworn member average was 1.25 days compared to 0.50 days during 2015. Five sworn members were on leave for surgeries and were not calculated in the average.

This year we experienced five Worker's Compensation claims – two less than last year, however, three claims resulted in time missed from work. The Department established a Safety Committee to review duty-related injuries, discuss ways to prevent injuries, and improve the overall safety of employees while working.

The Department and its members received 97 commendations this year. Sixty-four commendations recognized individual officers or groups of officers and 33 commendations recognized the Department. The Officers and the Department were commended for a job well done by:

York County District Attorney's Office	Immaculate Heart of Mary Church
Dover Borough	Anderson's Day Care
York County Solid Waste Authority	Central York School District
Mountain Grove Chapel Church	Windy Hill Senior Center
MDJ Thomas Reilly	Conewago Township Police Department
Mission BBQ	YWCA Safe Homes
York City Police Department	Not One More - York Chapter
Glatfelter Memorial Library	Heritage Senior Center
Dover Ten Miler	York County Sheriff's Department
Franklin Township	Strinestown Church
Cub Scouts	Junior Achievement
Newberry Township Police Department	

We are very proud of this recognition by our peers and the public. The Chief and the Board of Commissioners recognized another 8 officers for their work in 2016. Officer Donald Godfrey was named the Department's Officer of the Year. Officer Andrew Shaffer received the American Red Cross "Good Neighbor" Award for helping a widow mow her yard. A Certificate of Appreciation was given to North York Borough resident, Bill Jackson, for his assistance in the apprehension of a drug suspect.

The Department investigated one conduct complaint that resulted in a suspension. Twelve other infractions occurred and were investigated which resulted in discipline less than a suspension. In this area, we will continue to focus our efforts on improving.

**FIELD SERVICES DIVISION
Patrol Section**

Calls for Service

In order to understand the workload demands placed on the Department, it is important to have a historical perspective. In other words, where have we come from and where might we be going. To that end, we offer the following ten-year recap of activities. Our base year for this purpose is 2007.

<u>Year</u>	<u># Calls</u>	<u>% Increase/Decrease</u>
2007	27,474	+ 2.99
2008	26,632	- 3.06
2009	25,440	- 4.48
2010	26,827	+ 5.45
2011	28,145	+ 4.91
2012	26,936	- 4.30
2013	25,893	- 3.87
2014	26,127	+ 0.90
2015	26,707	+ 2.22
2016	28,616	+ 7.15

This year our call load showed an increase of 7.15%. In 2016, we serviced 28,616 calls for police assistance, which are 1,909 more calls than the previous year. 2016 marked the largest increase in 10 years and the highest total calls serviced in Department history. Therefore, our ten-year annualized average increase is 7.91%, which is a yearly average increase of 0.791%.

At this point, we will discuss, in some detail, the 28,616 calls serviced. As you review this information, it might be beneficial to understand how authorities look at police activity. Experts report (and authorities generally agree) that of all the calls received for police assistance, approximately 20% will be "Criminal" in nature and 80% will be "Service" in nature. Our figures indicate that 12.84% (3,673) of our total calls (28,616) were criminal in nature and 87.16% (24,943) were service in nature. Therefore, we appear to be experiencing a less than average amount of criminality and a higher than average amount of service activity in our jurisdiction when compared to the norm.

A breakdown of our total activity has been charted in five general areas. Calls that are criminal in nature, as defined by the Uniform Crime Report, are a combination of 794 Part I offenses and 2,879 Part II offenses. Calls that are service in nature are a combination of 1,777 traffic accidents investigated, 375 ordinance violations and 22,791 incidents that have not been classified as criminal in nature and may best be described as service calls.

Activity

The Field Services Division, Patrol Section, issued 13,738 traffic citations this year. This is an increase of 2,765 compared to 2015. For historical reference, our traffic enforcement index has, in the past years, moved both higher and lower.

The Board should know that the enforcement index is determined by dividing the number of injury/fatal accidents into the number of citations issued. An optimum enforcement index is 10-20 citations for every injury accident according to authorities in the field. A five year overview is as follows:

<u>Year</u>	<u>Citations</u>	<u>Injury/Fatal Accidents</u>	<u>Traffic Enforcement Index</u>
2016	13,738	310	44.32
2015	10,973	313	35.05
2014	13,245	240	55.18
2013	10,286	309	33.28
2012	10,120	338	29.94

TRAFFIC ENFORCEMENT	2015	2016	15/16
Citations	10973	13738	2765
Written Warnings	2978	3818	840
Faulty Equipment Cards	2625	2020	-605
Parking Tickets	331	223	-108
Abandoned Vehicles	99	99	0
Parking Warnings	30	13	-17

Patrol conducted no less than 19,812 traffic-related investigations in 2016 or more than 54 per day, on average, or almost 2.25 each hour of every day. None of this activity is classified as a reportable case and, therefore, is not tallied in the call-load figures expressed elsewhere on this report. Again, the Board should understand that this is self-initiated activity and not counted as a call or calls.

In 2016, 373 persons were charged with "Driving Under the Influence" (DUI), which decreased from 393 DUIs effected in 2015. Northern York County Regional Police officers continue to arrest intoxicated drivers at a far greater rate than their counterparts across the state. A ten-year recap illustrates the efforts made to keep our citizens safe.

2016 - 373
2015 - 393
2014 - 365
2013 - 431
2012 - 424
2011 - 472
2010 - 394
2009 - 398
2008 - 369
2007 - 302

During this period, we have arrested 3,921 persons for DUI or an average of 392.1 per year. Officers Erika Eiker and Daniel Zimmerman were recognized by the Pennsylvania DUI Association for his outstanding efforts in 2015.

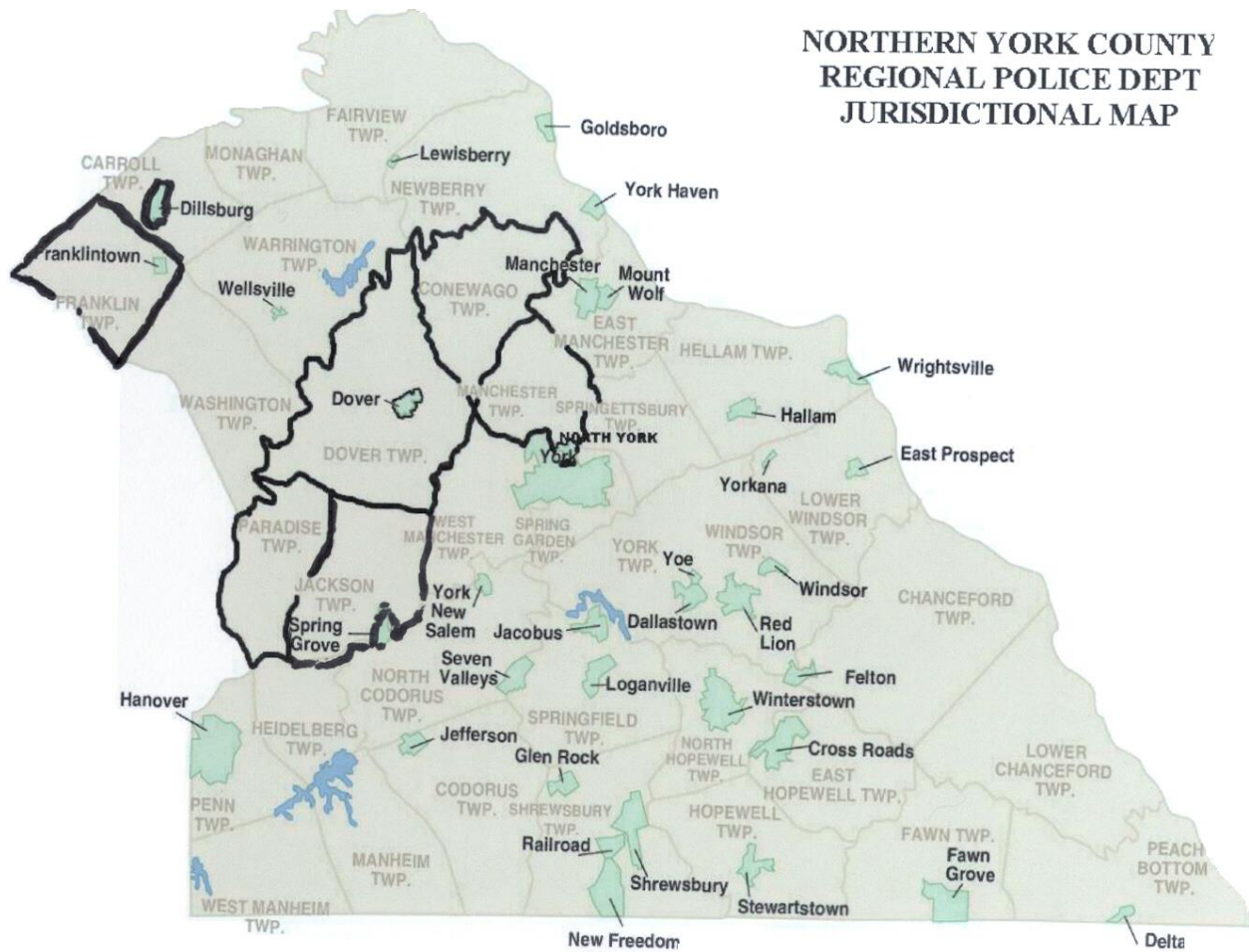
There were 52 drunk drivers involved in motor vehicle accidents, which reflects 13.94% of the total drivers charged with DUI. Of the 373 people arrested, 280 or 75.17% were male and 93 or 24.83% were female. Those arrested for DUI, on average, had a blood alcohol concentration of .147% more 1.84 times the legal limit. The highest blood alcohol reported in 2016 was 3.01% or 3.76 times the legal limit.

There were 26 DUI offenders who were under the age of 21. This accounted for 6.97% of the total.

DUI arrests, where drugs are the cause of intoxication, are classified by the higher UCR value attached to drug usage. During 2016, seventy-seven (77) "Drivers Under the Influence" were found to be under the influence of drugs and, therefore, charged with DUI/Drugs and, as a result, removed from the population of traditional "Drivers Under the Influence" for accurate reporting.

The Department also engaged in a York County program called "Target 25". Statistically, 25% of the DUI offenders have been charged with DUI previously. Offenders that are not first time offenders are charged, and arraigned and placed under supervision immediately. The purpose of this program is to monitor repeat offenders quicker, thus making the roadways safer. During 2016, we processed 103 offenders as "Target 25".

INDIVIDUAL MUNICIPALITY OVERVIEW



DOVER TOWNSHIP	2014	2015	2016	15/16
Service Hours per Week	620	620	620	0
Overtime Hours	160.08	307.38	186.04	-121.34
SERIOUS CRIME-PART I OFFENSES				
Homicide/Inv. Manslaughter	0	0	0	0
Rape	1	0	6	6
Robbery	2	2	3	1
Aggravated Assault	6	6	2	-4
Burglary	30	30	22	-8
Theft	154	153	162	9
Auto Theft	2	4	9	5
Arson	4	1	2	1
*TOTAL PART I CRIMES	199	196	206	10
CRIME RATE/CRIMES PER 100,000	944.11	929.88	967.77	37.89
LESS SERIOUS CRIME - PART II OFFENSES				
Simple Assault	150	154	149	-5
Forgery	5	5	14	9
Fraud	27	22	33	11
Receiving Stolen Property	0	1	4	3
Vandalism	88	146	99	-47
Possession of Weapons	5	3	7	4
Prostitution	0	0	0	0
Sex Offenses	8	6	32	26
Drugs Laws	60	72	91	19
Family Offenses	2	4	26	22
DUI	46	47	51	4
Liquor Law	10	4	6	2
Public Drunkenness	10	16	12	-4
Disorderly Conduct	99	111	105	-6
All Others	103	101	133	32
*TOTAL PART II CRIMES	613	692	762	70
TOTAL CRIMINAL ARRESTS	508	546	559	13
MUNICIPAL ORDINANCE VIOLATIONS				
Abandoned Vehicles	28	31	37	6
Curfew Violations	7	8	7	-1
Other Ordinance Violations	47	37	41	4
*TOTAL ORDINANCE VIOLATIONS	82	76	85	9
CRASH DATA				
Injury Accidents	49	67	67	0
Non-Injury Accidents	269	312	264	-48
Fatal Accidents	2	0	1	1
*TOTAL CRASHES	320	379	332	-47
*ALL OTHER CALLS	6441	6430	6824	394
* = TOTAL CALLS FOR SERVICE	7655	7773	8209	436

DOVER TOWNSHIP	2014	2015	2016	15/16
ENFORCEMENT - TRAFFIC				
Traffic Citations	2342	1819	2378	559
Warnings/Equipment Violations	1124	1201	726	-475
Parking Tickets/Warnings	66	74	31	-43
Traffic Enforcement Index	45.92	27.15	35.49	8.34
ALARM DATA				
Burglary	249	223	200	-23
Fire	34	37	44	7
Hold Up/Panic	18	27	18	-9
Medical	20	26	33	7
OTHER NOTABLE CALLS				
Non-Criminal Death Investigations	39	29	21	-8
Mental Health Calls	82	87	84	-3
Non-Criminal Domestic Violence	211	160	121	-39
Naloxone	0	4	5	1
Warrants	47	44	58	14
PFA Filed			77	
CRIMINAL INVESTIGATIONS				
Criminal Investigations Assigned	98	280	381	101
Criminal Investigations Closed	281	207	332	125
Criminal Arrests	508	546	559	13

NOTABLE CRIMINAL INVESTIGATIONS:

A 30 year old Middletown man and 22 year old Lebanon City man were charged with Robbery. The two actors entered the Rite Aid store on Carlisle Road and handed the pharmacist a note demanding oxycodone pills. The note was forensically processed, and both subjects were identified by their fingerprints. The two actors committed similar robberies in other jurisdictions.

A 21 year old York City man and a 19 year old West Manchester Township man were charged with Robbery. Both subjects entered the Turkey Hill located at 2820 Carlisle Road and one subject displayed a black handgun demanding cash from the cashier. One subject was identified later by the clothing he wore during the robbery.

An arrest was made for thefts from vehicles in Dover Township. An investigator found that two 21 year old Dover Township residents, with the help of two juveniles, had committed a total of 13 thefts from vehicles. After using some of the stolen items, the investigator was able to track down the subjects through video surveillance.

DOVER BOROUGH	2014	2015	2016	15/16
Service Hours per Week	70	70	70	0
Overtime Hours	34.9	46.55	43.09	-3.46
SERIOUS CRIME-PART I OFFENSES				
Homicide/Inv. Manslaughter	0	0	0	0
Rape	2	0	0	0
Robbery	1	1	0	-1
Aggravated Assault	0	1	0	-1
Burglary	1	1	3	2
Theft	19	20	23	3
Auto Theft	1	0	2	2
Arson	0	1	0	-1
*TOTAL PART I CRIMES	24	24	28	4
CRIME RATE/CRIMES PER 100,000	1195.81	1195.81	1406.33	210.51
LESS SERIOUS CRIME - PART II OFFENSES				
Simple Assault	23	23	22	-1
Forgery	0	0	1	1
Fraud	3	3	3	0
Receiving Stolen Property	0	0	0	0
Vandalism	11	17	9	-8
Possession of Weapons	4	3	1	-2
Prostitution	0	0	0	0
Sex Offenses	0	2	4	2
Drugs Laws	13	8	11	3
Family Offenses	0	0	1	1
DUI	3	12	6	-6
Liquor Law	2	3	0	-3
Public Drunkenness	2	2	2	0
Disorderly Conduct	39	30	40	10
All Others	18	20	16	-4
*TOTAL PART II CRIMES	118	123	116	-7
TOTAL CRIMINAL ARRESTS	99	98	99	1
MUNICIPAL ORDINANCE VIOLATIONS				
Abandoned Vehicles	3	2	2	0
Curfew Violations	3	1	2	1
Other Ordinance Violations	6	4	12	8
*TOTAL ORDINANCE VIOLATIONS	12	7	16	9
CRASH DATA				
Injury Accidents	2	7	5	-2
Non-Injury Accidents	41	39	56	17
Fatal Accidents	0	0	0	0
*TOTAL CRASHES	43	46	61	15
*ALL OTHER CALLS	772	810	952	142
* = TOTAL CALLS FOR SERVICE	969	1010	1173	163

DOVER BOROUGH	2014	2015	2016	15/16
ENFORCEMENT - TRAFFIC				
Traffic Citations	589	459	653	194
Warnings/Equipment Violations	279	260	333	73
Parking Tickets/Warnings	36	22	6	-16
Traffic Enforcement Index	294.50	65.57	130.60	65.03
ALARM DATA				
Burglary	17	15	26	11
Fire	4	10	7	-3
Hold Up/Panic	3	2	4	2
Medical	6	6	3	-3
OTHER NOTABLE CALLS				
Non-Criminal Death Investigations	2	8	2	-6
Mental Health Calls	15	12	15	3
Non-Criminal Domestic Violence	23	19	13	-6
Naloxone	0	0	0	0
Warrants	8	7	12	5
PFA Filed			3	
CRIMINAL INVESTIGATIONS				
Criminal Investigations Assigned	31	29	22	-7
Criminal Investigations Closed	35	18	23	5
Criminal Arrests	99	98	99	1

NOTABLE CRIMINAL INVESTIGATIONS:

A Dover Borough resident came home and interrupted a burglary of his garage. When the subjects fled, they dropped their wallets and a cell phone. The two were later interviewed and confessed, admitting their knowledge that the family had been away on vacation when they went to the home to commit the burglary.

A 40 year old Dover Borough man was charged with Indecent Assault and Corruption of Minors, after an investigation revealed that he had engaged in sexual acts with three juvenile victims, ranging in ages from 5 to 14. The children were acquaintances of the male.

MANCHESTER TOWNSHIP	2014	2015	2016	15/16
Service Hours per Week	670	670	670	0
Overtime Hours	179.2	283.69	226.63	-57.06
SERIOUS CRIME-PART I OFFENSES				
Homicide/Inv. Manslaughter	0	0	0	0
Rape	1	0	2	2
Robbery	5	7	5	-2
Aggravated Assault	4	6	5	-1
Burglary	29	13	13	0
Theft	193	163	225	62
Auto Theft	12	8	15	7
Arson	1	3	1	-2
*TOTAL PART I CRIMES	245	200	266	66
CRIME RATE/CRIMES PER 100,000	1349.04	1101.26	1442.59	341.33
LESS SERIOUS CRIME - PART II OFFENSES				
Simple Assault	115	119	127	8
Forgery	8	45	9	-36
Fraud	29	31	105	74
Receiving Stolen Property	5	7	5	-2
Vandalism	88	103	74	-29
Possession of Weapons	2	5	7	2
Prostitution	1	3	12	9
Sex Offenses	6	8	18	10
Drugs Laws	67	118	151	33
Family Offenses	2	5	16	11
DUI	169	179	154	-25
Liquor Law	12	11	11	0
Public Drunkenness	39	42	33	-9
Disorderly Conduct	106	94	74	-20
All Others	96	86	122	36
*TOTAL PART II CRIMES	745	856	918	62
TOTAL CRIMINAL ARRESTS	661	812	905	93
MUNICIPAL ORDINANCE VIOLATIONS				
Abandoned Vehicles	22	35	25	-10
Curfew Violations	6	10	9	-1
Other Ordinance Violations	40	33	45	12
*TOTAL ORDINANCE VIOLATIONS	68	78	79	1
CRASH DATA				
Injury Accidents	75	112	100	-12
Non-Injury Accidents	627	620	646	26
Fatal Accidents	2	0	0	0
*TOTAL CRASHES	704	732	746	14
*ALL OTHER CALLS	6007	6170	6587	417
* = TOTAL CALLS FOR SERVICE	7769	8036	8596	560

MANCHESTER TOWNSHIP	2014	2015	2016	15/16
ENFORCEMENT - TRAFFIC				
Traffic Citations	6005	5056	6541	1485
Warnings/Equipment Violations	2731	2596	2793	197
Parking Tickets/Warnings	171	77	34	-43
Traffic Enforcement Index	77.99	45.14	65.41	20.27
ALARM DATA				
Burglary	724	708	648	-60
Fire	106	119	136	17
Hold Up/Panic	18	23	41	18
Medical	24	23	26	3
OTHER NOTABLE CALLS				
Non-Criminal Death Investigations	25	30	25	-5
Mental Health Calls	54	59	80	21
Non-Criminal Domestic Violence	165	125	108	-17
Naloxone	0	11	20	9
Warrants	168	185	211	26
PFA Filed			15	
CRIMINAL INVESTIGATIONS				
Criminal Investigations Assigned	107	169	248	79
Criminal Investigations Closed	130	158	219	61
Criminal Arrests	661	812	905	93

NOTABLE CRIMINAL INVESTIGATIONS:

A York City man was shot in the parking lot of the EconoLodge located on Arsenal Road. After processing the scene, it was determined that a total of 26 rounds had been fired between four subjects including the victim. Through video surveillance and interviews, a total of four York City males were charged with Attempted Homicide. Several other adults were charged with firearms violations.

A Manchester Township female was charged with one count of Identity theft after it was found that she had been involved in a credit card scheme. Investigators determined that she had been involved in a credit card fraud that totaled around \$150,000.00 over a several year period.

A 37 year old Edison, New Jersey man was charged with Rape and Possession of Child Pornography. An investigation found that the adult male traveled from New Jersey and picked up a 14 year old female in York City. The male then proceeded to a Manchester Township Hotel where he sexually assaulted her. The two had met through electronic communications.

A 19 year old male was charged with multiple counts of burglary and thefts of motor vehicles after he and a group of other subjects entered occupied houses in the Outdoor Country Club and Penn State Estates developments. The male subject was also responsible for vehicle thefts which occurred throughout the York County area. Additional charges pending.

In 2016, a total of 3 prostitution details were conducted in Manchester Township by the Criminal Investigations Unit. The special details targeted prostitution in the local motels. During these details, 13 persons were arrested for prostitution and two females were found to be victims of human trafficking.

PARADISE TOWNSHIP	2014	2015	2016	15/16
Service Hours per Week	100	100	100	0
Overtime Hours	23.85	19.58	10.39	-9.19
SERIOUS CRIME-PART I OFFENSES				
Homicide/Inv. Manslaughter	0	0	0	0
Rape	1	0	0	0
Robbery	0	1	0	-1
Aggravated Assault	2	2	1	-1
Burglary	3	5	9	4
Theft	39	18	26	8
Auto Theft	0	0	2	2
Arson	0	0	0	0
*TOTAL PART I CRIMES	45	26	38	12
CRIME RATE/CRIMES PER 100,000	1132.93	654.58	981.91	327.33
LESS SERIOUS CRIME - PART II OFFENSES				
Simple Assault	22	20	33	13
Forgery	1	0	0	0
Fraud	4	2	4	2
Receiving Stolen Property	0	1	0	-1
Vandalism	22	21	12	-9
Possession of Weapons	0	0	0	0
Prostitution	0	0	0	0
Sex Offenses	2	1	1	0
Drugs Laws	7	4	3	-1
Family Offenses	1	0	4	4
DUI	21	13	11	-2
Liquor Law	1	1	2	1
Public Drunkenness	2	3	5	2
Disorderly Conduct	8	10	15	5
All Others	13	10	7	-3
*TOTAL PART II CRIMES	104	86	97	11
TOTAL CRIMINAL ARRESTS	81	68	80	12
MUNICIPAL ORDINANCE VIOLATIONS				
Abandoned Vehicles	2	3	1	-2
Curfew Violations	0	0	2	2
Other Ordinance Violations	3	9	6	-3
*TOTAL ORDINANCE VIOLATIONS	5	12	9	-3
CRASH DATA				
Injury Accidents	31	28	32	4
Non-Injury Accidents	82	72	72	0
Fatal Accidents	1	3	1	-2
*TOTAL CRASHES	114	103	105	2
*ALL OTHER CALLS	915	819	1010	191
* = TOTAL CALLS FOR SERVICE	1183	1046	1259	213

PARADISE TOWNSHIP	2014	2015	2016	15/16
ENFORCEMENT - TRAFFIC				
Traffic Citations	580	530	583	53
Warnings/Equipment Violations	314	301	299	-2
Parking Tickets/Warnings	3	1	0	-1
Traffic Enforcement Index	18.13	17.10	17.67	0.57
ALARM DATA				
Burglary	43	23	48	25
Fire	6	9	10	1
Hold Up/Panic	2	2	4	2
Medical	2	4	3	-1
OTHER NOTABLE CALLS				
Non-Criminal Death Investigations	3	3	5	2
Mental Health Calls	8	7	15	8
Non-Criminal Domestic Violence	20	22	18	-4
Naloxone	0	0	2	2
Warrants	9	13	8	-5
PFA Filed			3	
CRIMINAL INVESTIGATIONS				
Criminal Investigations Assigned	17	23	30	7
Criminal Investigations Closed	22	12	21	9
Criminal Arrests	81	68	80	12

NOTABLE CRIMINAL INVESTIGATIONS:

An 83 year old Maryland man was charged with Recklessly Endangering Another Person and disorderly conduct, after throwing nails into the driveway of Messick's Farm Equipment on at least 11 separate occasions. Members of Criminal Investigations set up surveillance on the business after it was determined that the incidents were occurring on Saturday. The 83 year old male was a disgruntled customer and was caught throwing the nails from his vehicle.

A 32 year old Thomasville man was charged with Arson, Theft and Receiving Stolen Property, after patrol responded to a call of a motorcycle on fire, along the 5400 Block of Admire Road. Investigators found there had been a dispute over the title of the motorcycle between the owner and a potential buyer. When the deal fell through the potential buyer stole the motorcycle and set it on fire.

CONEWAGO TOWNSHIP	2014	2015	2016	15/16
Service Hours per Week	190	190	190	0
Overtime Hours	48.79	67.63	75.9	8.27
SERIOUS CRIME-PART I OFFENSES				
Homicide/Inv. Manslaughter	0	0	0	0
Rape	0	0	0	0
Robbery	3	0	0	0
Aggravated Assault	7	6	3	-3
Burglary	22	21	19	-2
Theft	102	54	70	16
Auto Theft	5	1	3	2
Arson	1	0	1	1
*TOTAL PART I CRIMES	140	82	96	14
CRIME RATE/CRIMES PER 100,000	1864.18	1091.88	1215.81	123.93
LESS SERIOUS CRIME - PART II OFFENSES				
Simple Assault	69	103	70	-33
Forgery	12	42	1	-41
Fraud	18	40	83	43
Receiving Stolen Property	2	0	0	0
Vandalism	32	26	25	-1
Possession of Weapons	0	3	0	-3
Prostitution	0	0	0	0
Sex Offenses	4	4	12	8
Drugs Laws	10	7	11	4
Family Offenses	3	0	15	15
DUI	16	12	14	2
Liquor Law	3	5	1	-4
Public Drunkenness	12	6	3	-3
Disorderly Conduct	32	32	42	10
All Others	38	50	38	-12
*TOTAL PART II CRIMES	251	330	315	-15
TOTAL CRIMINAL ARRESTS	261	275	264	-11
MUNICIPAL ORDINANCE VIOLATIONS				
Abandoned Vehicles	5	3	8	5
Curfew Violations	0	1	0	-1
Other Ordinance Violations	15	22	16	-6
*TOTAL ORDINANCE VIOLATIONS	20	26	24	-2
CRASH DATA				
Injury Accidents	35	35	32	-3
Non-Injury Accidents	150	163	189	26
Fatal Accidents	0	0	2	2
*TOTAL CRASHES	185	198	223	25
*ALL OTHER CALLS	2329	2393	2435	42
* = TOTAL CALLS FOR SERVICE	2925	3029	3093	64

CONEWAGO TOWNSHIP	2014	2015	2016	15/16
ENFORCEMENT - TRAFFIC				
Traffic Citations	676	539	727	188
Warnings/Equipment Violations	212	248	218	-30
Parking Tickets/Warnings	8	22	4	-18
Traffic Enforcement Index	19.31	15.40	21.38	5.98
ALARM DATA				
Burglary	124	126	78	-48
Fire	56	47	48	1
Hold Up/Panic	8	19	5	-14
Medical	5	5	4	-1
OTHER NOTABLE CALLS				
Non-Criminal Death Investigations	12	9	14	5
Mental Health Calls	6	31	38	7
Non-Criminal Domestic Violence	81	90	56	-34
Naloxone	0	6	4	-2
Warrants	36	33	32	-1
PFA Filed			12	
CRIMINAL INVESTIGATIONS				
Criminal Investigations Assigned	87	148	150	2
Criminal Investigations Closed	89	138	142	4
Criminal Arrests	261	275	264	-11

NOTABLE CRIMINAL INVESTIGATIONS:

A Raveena, Ohio husband and wife were charged with 30 counts each of Theft By Deception and Receiving Stolen Property. An investigator found, that the two had contracted to sell cemetery plots and vaults to customers and never followed through with ordering the items. The total amount of money taken from victims is in excess of \$60,000.00.

A 23 year old Conewago Township man was arrested for 4 separate burglaries, after he broke into several garages and stole four-wheelers and dirt bikes. An investigator determined he had been taking the stolen items to Chambersburg, Franklin County to dismantle and resell the parts.

A 27 year old Conewago Township woman was arrested after investigators discovered that she had given her 4 year old child opioid medication to make her sleep.

NORTH YORK BOROUGH	2014	2015	2016	15/16
Service Hours per Week	90	90	90	0
Overtime Hours	92.34	45.4	40.29	-5.11
SERIOUS CRIME-PART I OFFENSES				
Homicide/Inv. Manslaughter	0	0	0	0
Rape	2	0	0	0
Robbery	1	4	0	-4
Aggravated Assault	2	5	11	6
Burglary	18	11	9	-2
Theft	42	46	31	-15
Auto Theft	4	11	5	-6
Arson	0	2	0	-2
*TOTAL PART I CRIMES	69	79	56	-23
CRIME RATE/CRIMES PER 100,000	3605.02	4127.48	2836.88	-1290.60
LESS SERIOUS CRIME - PART II OFFENSES				
Simple Assault	60	55	71	16
Forgery	1	0	1	1
Fraud	2	5	7	2
Receiving Stolen Property	1	0	0	0
Vandalism	42	31	31	0
Possession of Weapons	1	4	3	-1
Prostitution	0	0	0	0
Sex Offenses	0	6	3	-3
Drugs Laws	18	27	33	6
Family Offenses	1	0	7	7
DUI	34	38	31	-7
Liquor Law	3	0	3	3
Public Drunkenness	19	13	12	-1
Disorderly Conduct	35	39	41	2
All Others	23	20	43	23
*TOTAL PART II CRIMES	240	238	286	48
TOTAL CRIMINAL ARRESTS	219	216	247	31
MUNICIPAL ORDINANCE VIOLATIONS				
Abandoned Vehicles	11	15	15	0
Curfew Violations	7	1	2	1
Other Ordinance Violations	24	11	21	10
*TOTAL ORDINANCE VIOLATIONS	42	27	38	11
CRASH DATA				
Injury Accidents	2	10	11	1
Non-Injury Accidents	67	62	51	-11
Fatal Accidents	0	0	0	0
*TOTAL CRASHES	69	72	62	-10
*ALL OTHER CALLS	1126	1129	1369	240
* = TOTAL CALLS FOR SERVICE	1546	1545	1811	266

NORTH YORK BOROUGH	2014	2015	2016	15/16
ENFORCEMENT - TRAFFIC				
Traffic Citations	556	563	814	251
Warnings/Equipment Violations	380	365	349	-16
Parking Tickets/Warnings	54	106	133	27
Traffic Enforcement Index	278.00	56.30	74.00	17.70
ALARM DATA				
Burglary	39	35	40	5
Fire	11	13	20	7
Hold Up/Panic	1	1	1	0
Medical	1	2	6	4
OTHER NOTABLE CALLS				
Non-Criminal Death Investigations	2	3	6	3
Mental Health Calls	42	30	45	15
Non-Criminal Domestic Violence	52	54	52	-2
Naloxone	0	2	4	2
Warrants	46	43	73	30
PFA Filed			12	
CRIMINAL INVESTIGATIONS				
Criminal Investigations Assigned	28	41	56	15
Criminal Investigations Closed	26	33	42	9
Criminal Arrests	219	216	247	31

NOTABLE CRIMINAL INVESTIGATIONS:

A 19 year old North York Borough resident was charged with Burglary and Theft after he stole two motorized bikes out of another borough resident's garage. An investigator used video surveillance from the area to identify the subject.

A 48 year old York man was charged with Home Improvement Fraud and Theft By Deception after he agreed to make repairs to a North York Borough resident's home. The 77 year old victim had paid for repairs on her house that were never performed.

FRANKLIN TOWNSHIP	214	2015	2016	15/16
Service Hours per Week	75	75	75	0
Overtime Hours	10.16	10.16	34.82	24.66
SERIOUS CRIME-PART I OFFENSES				
Homicide/Inv. Manslaughter	0	0	0	0
Rape	0	0	0	0
Robbery	0	0	0	0
Aggravated Assault	2	0	1	1
Burglary	2	6	5	-1
Theft	14	18	34	16
Auto Theft	0	1	2	1
Arson	0	0	0	0
*TOTAL PART I CRIMES	18	25	42	17
CRIME RATE/CRIMES PER 100,000	384.78	534.42	859.77	325.36
LESS SERIOUS CRIME - PART II OFFENSES				
Simple Assault	22	19	28	9
Forgery	0	0	1	1
Fraud	4	6	5	-1
Receiving Stolen Property	0	0	1	1
Vandalism	8	8	11	3
Possession of Weapons	0	0	0	0
Prostitution	0	0	0	0
Sex Offenses	1	2	5	3
Drugs Laws	4	4	8	4
Family Offenses	1	1	5	4
DUI	6	7	4	-3
Liquor Law	0	1	1	0
Public Drunkenness	1	2	1	-1
Disorderly Conduct	14	5	12	7
All Others	13	18	27	9
*TOTAL PART II CRIMES	74	73	109	36
TOTAL CRIMINAL ARRESTS	65	67	70	3
MUNICIPAL ORDINANCE VIOLATIONS				
Abandoned Vehicles	1	3	0	-3
Curfew Violations	1	0	0	0
Other Ordinance Violations	5	3	3	0
*TOTAL ORDINANCE VIOLATIONS	7	6	3	-3
CRASH DATA				
Injury Accidents	10	8	11	3
Non-Injury Accidents	42	45	46	1
Fatal Accidents	1	0	1	1
*TOTAL CRASHES	53	53	58	5
*ALL OTHER CALLS	994	957	975	18
* = TOTAL CALLS FOR SERVICE	1146	1114	1187	73

FRANKLIN TOWNSHIP	2014	2015	2016	15/16
ENFORCEMENT - TRAFFIC				
Traffic Citations	1580	1217	1047	-170
Warnings/Equipment Violations	172	175	183	8
Parking Tickets/Warnings	4	4	2	-2
Traffic Enforcement Index	143.64	152.13	87.25	-64.88
ALARM DATA				
Burglary	34	31	17	-14
Fire	5	5	4	-1
Hold Up/Panic	2	4	1	-3
Medical	2	4	5	1
OTHER NOTABLE CALLS				
Non-Criminal Death Investigations	2	5	5	0
Mental Health Calls	11	5	15	10
Non-Criminal Domestic Violence	38	20	16	-4
Naloxone	0	0	1	1
Warrants	4	1	8	7
PFA Filed			6	
CRIMINAL INVESTIGATIONS				
Criminal Investigations Assigned	15	18	40	22
Criminal Investigations Closed	9	12	30	18
Criminal Arrests	65	67	70	3

NOTABLE CRIMINAL INVESTIGATIONS:

A 23 year old Franklin Township man was charged with Involuntary Deviate Sexual Intercourse, indecent assault and Corruption of Minors, after it was found that he had engaged in sexual relations with a 14 year old female. A forensic analysis of the suspect's phone was done to corroborate the victim's allegations.

A 63 year old Franklin Township man was arrested for Theft and Access Device Fraud after an investigator found that he had misused his power of attorney for her estate. The 81 year old victim in this case lost around \$5,000.00.

JACKSON TOWNSHIP	2014	2015	2016	15/16
Service Hours per Week	165	165	165	0
Overtime Hours	42.92	75.96	35.53	-40.43
SERIOUS CRIME-PART I OFFENSES				
Homicide/Inv. Manslaughter	0	0	2	2
Rape	0	0	1	1
Robbery	3	0	0	0
Aggravated Assault	1	5	2	-3
Burglary	19	10	6	-4
Theft	81	56	50	-6
Auto Theft	2	2	1	-1
Arson	0	2	0	-2
*TOTAL PART I CRIMES	106	75	62	-13
CRIME RATE/CRIMES PER 100,000	1414.46	1000.80	796.51	-204.29
LESS SERIOUS CRIME - PART II OFFENSES				
Simple Assault	68	73	57	-16
Forgery	1	4	1	-3
Fraud	9	7	12	5
Receiving Stolen Property	2	0	1	1
Vandalism	78	42	39	-3
Possession of Weapons	5	6	10	4
Prostitution	0	0	0	0
Sex Offenses	3	4	8	4
Drugs Laws	20	16	9	-7
Family Offenses	0	0	6	6
DUI	22	16	25	9
Liquor Law	6	5	2	-3
Public Drunkenness	8	5	6	1
Disorderly Conduct	45	41	45	4
All Others	42	37	55	18
*TOTAL PART II CRIMES	309	256	276	20
TOTAL CRIMINAL ARRESTS	212	260	278	18
MUNICIPAL ORDINANCE VIOLATIONS				
Abandoned Vehicles	3	7	11	4
Curfew Violations	1	2	3	1
Other Ordinance Violations	35	18	107	89
*TOTAL ORDINANCE VIOLATIONS	39	27	121	94
CRASH DATA				
Injury Accidents	30	40	46	6
Non-Injury Accidents	141	150	152	2
Fatal Accidents	0	2	1	-1
*TOTAL CRASHES	171	192	199	7
*ALL OTHER CALLS	2385	2605	2639	34
* = TOTAL CALLS FOR SERVICE	3010	3155	3297	142

JACKSON TOWNSHIP	2014	2015	2016	15/16
ENFORCEMENT - TRAFFIC				
Traffic Citations	917	789	995	206
Warnings/Equipment Violations	452	457	471	14
Parking Tickets/Warnings	52	55	26	-29
Traffic Enforcement Index	30.57	18.79	21.17	2.38
ALARM DATA				
Burglary	138	167	143	-24
Fire	26	21	22	1
Hold Up/Panic	8	6	5	-1
Medical	6	14	14	0
OTHER NOTABLE CALLS				
Non-Criminal Death Investigations	12	8	12	4
Mental Health Calls	22	28	42	14
Non-Criminal Domestic Violence	72	70	43	-27
Naloxone	0	0	6	6
Warrants	22	19	21	2
PFA Filed			9	
CRIMINAL INVESTIGATIONS				
Criminal Investigations Assigned	43	67	70	3
Criminal Investigations Closed	44	50	43	-7
Criminal Arrests	212	260	278	18

NOTABLE CRIMINAL INVESTIGATIONS:

A 30 year old Thomasville woman was arrested for Criminal Homicide after officers responded to a residence in the 200 block of Chesapeake Estate's. Investigators on scene found the deceased body of a 3 year old child in the residence. Through investigation and statements from the accused it was found that the mother had taken the child's life.

A 22 year old Baltimore man was charged with Possession of Child Pornography and Corruption of Minors, after investigators found that he engaged in communications with a 15 year old Jackson Township youth. Through the forensic analysis of a cell phone and video surveillance, an investigator uncovered the two had met in person and conversed numerous times.

An investigation was conducted into a murder-suicide which occurred in the 1200 Block of Summit Run Drive. Investigators found a 42 year old male had forced his way into his estranged wife's residence. Once inside the residence the male shot the 50 year old female and then took his own life.

Serious Crime

The 794 reported crimes classified as Part I Offenses under the FBI Uniform Crime Report System are the most serious crimes. Serious crime was up 10.96% (87 incidents) in our entire jurisdiction. Part I crimes include: Homicide, Manslaughter, Rape, Robbery, Aggravated Assault, Burglary, Theft, Auto Theft and Arson. Our overall Department clearance rate for these crimes is **38.79%** compared to 40.45% in 2015. The Statewide clearance average in 2015 was 32.2%. The County average in 2015 was 37.2%.*

*Figures for state and county averages based on the most current UCR Data, which is 2015.

TABLE III
PART I – CRIMES

CRIME CLASSIFICATION	REPORTED CASES			2015/2016
	2014	2015	2016	Inc/Dec
Homicide/Inv. Man	0	0	2	2
Rape	7	0	9	9
Robbery	15	15	8	-7
Aggravated Assault	24	31	25	-6
Burglary	124	97	86	-11
Theft	644	528	621	93
Auto Theft	26	27	39	12
Arson	6	9	4	-5
NYCRPD	846	707	794	87

A formula is available to numerically chart or indicate a municipality's crime rate in finite terms. The rate is determined by dividing 100,000 by a municipality's population; times the Part I reported crimes. The overall regional jurisdiction experienced an annual increase (9.21%) in the crime rate. Municipal crime rates appear for review on Table IV.

TABLE IV
MUNICIPAL CRIME RATE

MUNICIPALITY	POPULATION	FORMULA	2016	CRIME RATE	INC/DEC
Dover Twp	21,286	100,000/21286*206	206	967.77	37.89
Dover Borough	1,991	100,000/1991*28	28	1,406.33	210.51
Manchester Twp	18,439	100,000/18439*266	266	1,442.59	341.33
Paradise Twp	3,870	100,000/3870*38	38	981.91	327.33
Conewago Twp	7,896	100,000/7869*96	96	1,215.81	123.93
North York Boro	1,974	100,000/1974*56	56	2,836.88	-1,290.60
Franklin Twp	4,885	100,000/4885*42	42	859.77	325.36
Jackson Twp	7,784	100,000/7784*62	62	796.51	-204.29
NYCRPD	68,125	100,000/68125*794	794	1,165.50	107.34

Less Serious Crime

The 2,879 reported crimes, classified as Part II offenses under the FBI Uniform Crime Report System are less serious crimes. Part II Crimes increased (225 cases) or 7.82% in 2016. Our overall Department clearance rate for these crimes was **87.60%** compared to 86.36% in 2015. The statewide clearance, Part II average in 2015 was 59.20% and the County average was 62.4%.* Our grand total clearance rate for both Part I and Part II crime was **77.05%** compared to 76.70% last year. A three-year review of these crimes appears on Table V.

*Figures for state and county averages based on the most current UCR Data, which is 2015.

TABLE V
PART II CRIMES

CRIME CLASSIFICATION	REPORTED CASES			2015/2016
	2014	2015	2016	Inc/Dec
Simple Assault	529	566	557	-9
Forgery	28	96	28	-68
Fraud	96	116	252	136
Embezzlement	0	0	0	0
Rec. Stolen Property	10	9	11	2
Vandalism	369	394	300	-94
Poss. of Weapons	17	24	28	4
Prostitution	1	3	12	9
Sex Offenses	24	33	83	50
Drug Laws	199	256	317	61
Gambling	0	0	0	0
Family Offenses	10	10	80	70
DUI*	317	324	296	-28
Liquor Laws	37	30	26	-4
Public Drunkenness	93	89	74	-15
Disorderly Conduct	378	362	374	12
Others**	346	342	441	99
NYCRPD	2,454	2,654	2,879	225

Service Calls

As mentioned earlier, national averages indicate that approximately 80% of all calls received by police will be "service" in nature. We found ours to be 87.16% this year. Municipalities as shown on Table VI generated these 28,616 calls.

TABLE VI
MUNICIPAL CALLS FOR SERVICE

MUNICIPALITY	TOTAL CALLS			SERVICE CALLS			% of TOTAL	
	2014	2015	2016	2014	2015	2016	2015	2016
Dover Twp	7,653	7,773	8,209	6,841	6,885	7,241	88.58%	88.21%
Dover Borough	969	1,010	1,173	827	863	1,029	85.45%	87.72%
Manchester Twp	7,769	8,036	8,586	6,779	6,980	7,402	86.86%	86.21%
Paradise Twp	1,109	1,045	1,260	960	933	1,125	89.28%	89.29%
Conewago Twp	2,925	3,029	3,093	2,534	2,617	2,682	86.40%	86.71%
North York Boro	1,546	1,545	1,811	1,237	1,228	1,469	79.48%	81.12%
Franklin Twp	1,146	1,114	1,187	1,054	1,016	1,036	91.20%	87.28%
Jackson Twp	3,010	3,155	3,297	2,595	2,824	2,959	89.51%	89.75%
NYCRPD	26,127	26,707	28,616	22,827	23,346	24,943	87.42%	87.16%

Vehicle Accidents

Accident investigations are also classified within the concept of a service call. This year we experienced an increase in the accidents we investigated. The 1,777 accidents reflected an increase of 4 crashes or 0.23% compared to 2015. Injury accidents investigated were 304, which decreased by 3 from 2015. In addition, we investigated 6 fatal accidents (7 deaths) reflecting an increase of 1.

Over the past 10 years, 69 people were killed in fatal traffic accidents. We continue to seek ways to reduce accidents and save lives using various methods. The enforcement of traffic offenses continues to be of high priority. We hope that our uniformed presence during traffic enforcement will have some deterrent effect on not only the violator, but also the motoring public. We continue to offer educational programs to the public in defensive driving and addressing community concerns with traffic issues. We remain vigilant in reporting dangerous road conditions to both our municipalities and PennDot. Our goal is to continue all of these efforts in an attempt to make our highways safer.

FIELD SERVICES DIVISION Criminal Investigation Section

The primary responsibility for follow-up investigations of serious crime is vested in the Criminal Investigation Section of the Field Services Division. This section is staffed with a Sergeant who supervises four full-time investigators and an officer assigned to the Drug Task Force.

The Detective Sergeant is responsible for the review of all criminal reports, supervision at all major crime scenes, staff review of all major criminal cases, liaison with other agencies regarding effective information exchange and coordination of investigative efforts, and preparing the Criminal Investigation Section schedule.

Other duties of the Criminal Investigation Section include:

- Assist the Patrol Division with fatal accident and death investigations
- Serves as the system manager of the Department's automated evidence management system—this includes tracking, retention, storage, and transportation of evidence for laboratory testing
- Participating in crime prevention and reduction programs, which includes working specialized details in areas where criminal activities are prevalent
- Surveillance and specialized electronic applications
- Perform Voice Stress Analysis examinations
- Investigation and reporting of complex and time-intensive investigations, which require follow-up function and dedication of time-based assets
- Liaison and analysis of information between Federal, State, and other local law enforcement agencies

Part I and Part II crimes showed an increase during 2016, and the total number of cases referred to the investigative division increased. A full-time detective dedicated to drug enforcement accounts for the increased case load. The promotion of former investigators to the patrol supervision ranks is paying dividends. We can be more selective of the cases assigned to the investigative division which has yielded higher arrest numbers.

In 2016, 997 incidents were investigated by the Criminal Investigations Divisions (CID) as compared to 775 in 2015. Two of those cases were classified as Homicide. The Criminal Investigation Division closed 852 or 85.5% of the 997 incidents investigated. In 2016, the CID effected 446 arrests which is more than the 360 made in 2015.

In 2016, there were 298 felony arrests as compared to 257 in 2015. There were 146 misdemeanor arrests in 2016 as compared to the 103 in 2015. Non-traffic summary arrests were down from 21 in 2015 to 2 in 2016. Other areas of CID activity include the submission of 1,372 reports and the generation of 4,166 supplemental reports.

During 2016, 3,491 pieces of evidence were catalogued. Some of this evidence is transported to a forensic laboratory for testing (800 pieces) and other pieces are preserved for court presentations at a later date. The Court Liaison Officer (CLO) working with the Criminal Investigations Division handles all of the incoming evidence at the Department.

The forensic analysis of computer related items continued this year for our agency and other partnering police departments. In 2016, 478 pieces of electronic equipment were analyzed which is an increase from the 473 completed in 2015. The total pieces of equipment analyzed for outside agencies were 324 (127 computers and 197 cell phones). There were 154 pieces of equipment (29 computers and 125 cell phones) analyzed for our agency. The time spent processing cell phones and other types of media amounted to 1,310.75 hours. Of those hours, 1011.250 hours (77.15%) were for outside agencies and 299.50 hours (22.85%) were for our agency. It should be noted that the FBI Crimes Against Children Task Force reimbursed the Department \$11,776 for 179 hours of computer forensics analysis.

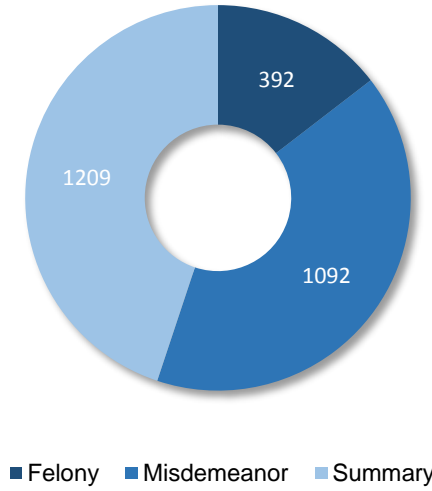
In 2016, there were 112 interviews conducted at the Children's Advocacy Center (CAC) compared to 94 conducted at the CAC in 2015. The CAC is a neutral location used to interview children who are victims of sexual and physical abuse. With the changes to Title 23, Section 6311, which deals with the mandatory reporting of suspected child abuse, we continue to experience an increase of CAC interviews.

One member of the Criminal Investigation Division was assigned to the York County Drug Task Force in 2016. The drug task force is a county-wide specialty unit that consists of officers from multiple departments focusing their efforts on drug investigations and arrests. The assigned Detective effected 52 felony arrests, 23 misdemeanor arrests, submitted 412 reports and wrote 310 supplemental reports. Due to the ongoing impact of heroin-related issues in our communities, this assignment is necessary and has the ability to impact crime from many different perspectives.

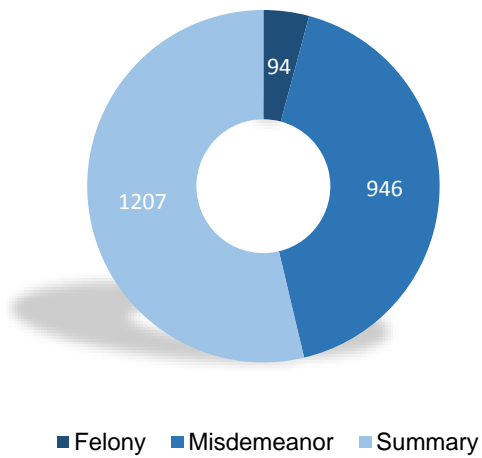
During 2016, the Department participated in the York County Heroin Task Force. The task force provided educational seminars, directed families to recovery/addiction resources, and provided feedback to the public. This is a continuing and ongoing effort to help combat the heroin epidemic. The task force has presented to the public at three locations in our jurisdiction.

CHART II

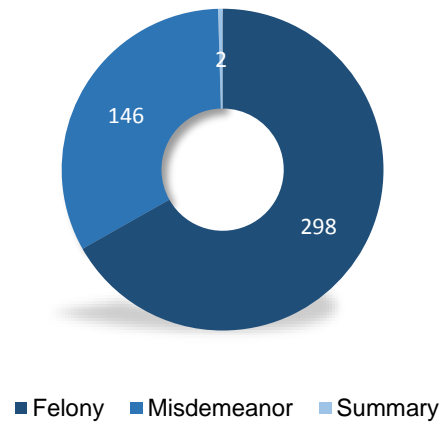
Total Department Criminal Arrests



Patrol Division Arrests



Criminal Investigations Division



Community Police Unit

The “Community Police Unit” presented a total of 28 civic programs in 2016, reaching out to over 3,600 people. These programs ranged from personal safety issues to drug awareness. There were 36 child car seat checks completed by our certified car seat technician.

In late 2012, the Department began participating in the Drug Enforcement Administration’s (DEA) National Drug Take-Back Program. This program offers the public a convenient way to dispose of unused and expired prescription medication.

The York County Solid Waste Authority contacted the Department and purchased a permanent drug take back box for our lobby. The drug box is accessible to the public during business hours. During 2016, we collected more than 853 pounds of prescription medication for destruction.

In addition, the Unit has also been involved with community concerns and activities with everything from problems with traffic flow and speeding motorists to the coordinating of benefit runs, parades, and block watch events. The Community Police Officer (CPO) instructed two classes in “Defensive Driving” involving 20 participants, age 16 and older. Throughout the history of the classes, the CPO unit has taught over 767 “students” this defensive driving program.

“Officer Dorothy” was utilized in 7 programs at the schools and at local civic events with more than 1500 people attending.





The Northern York County Regional Police Department held its fourth National Night Out Event on Tuesday August 2, 2016 at the Union Fire and Hose Company in Dover Borough.

The premise behind National Night Out is to forge partnerships between law enforcement and members of the community to aid in crime prevention and create a safer community for families. The evening was a complete success!

Over 2,200 members of our community attended National Night Out. The evening included a free community cookout with displays/demonstrations from local emergency responders, businesses, and social agencies. Activities for children included a bounce house, face painting, and a dunk tank. The event was made possible by donations from local businesses and corporate sponsorship and several of our municipalities.

The NYCPRD is grateful to the National Night Out Steering Committee, the Union Fire and Hose Company, the Dover Lions Club, Weiglestown Lions Club, and all the volunteers for their countless hours that made National Night Out a colossal success.

School Resource Officers (SRO)

Spring Grove Area School District:

Since 2008, the NYCRPD has been providing a School Resource Officer to the Spring Grove Area School District. The SRO, based at the high school, works 1,560 hours annually. The SRO is responsible for all law enforcement-related issues at all district facilities with the exception of York New Salem Elementary School and the District Administration Building. This program has been well received and has generated many positive student/officer relationships. The SRO coordinates all security issues for school-related events.

During 2016, 440 incidents were handled. This is 52 less than 2015. Of the 440 incidents, 285 or 65.0% were at the high school, 70 or 16.09% were at the middle school, 21 or 4.8% were at the intermediate school, 23 or 5.39% were at the elementary schools, and 41 or 9.37% of the incidents related to security at school events.

The SRO instructed 82 classes at Spring Grove Schools during the calendar year 2016. Through these instructional activities, the SRO had the opportunity to interact with nearly 2,530 students or 67.5% of the total enrollment of 3,750. A breakdown of the SRO's instructional activities by grade level is as follows:

- High School: 52 instructional activities, 1220 students
- Middle/Intermediate Schools: 28 instructional activities, 960 students
- Elementary Schools: 5 instructional activities, 350 students

Dover Area School District:

In February 2014, the Northern York County Regional Police Department began providing a School Resource Officer (SRO) to the Dover Area School District.

During 2016, 454 incidents were handled. This is 5 more than 2015. Of the 454 incidents, 324 or 71.4% were at the high school, 43 or 9.5% were at the intermediate school, 62 or 13.6% were at the elementary school, and 25 or 5.5% of the incidents related to security at school events.

The SRO instructed 35 classes during the calendar year 2016. Through these instructional activities, the SRO had the opportunity to interact with over 1700 students or 50% of the total enrollment of 3400. A breakdown of the SRO's instructional activities by grade level is as follows:

- High School: 25 instructional activities, 1200 students
- Intermediate Schools: 5 instructional activities, 255 students
- Elementary Schools: 5 instructional activities, 300 students

SUPPORT SERVICES DIVISION

Records Section

The primary responsibility for gathering, compiling, and disseminating information lies with the Records Section. A Sergeant (who supervises the civilians) and three civilian employees staff this section. The role of the Records Section is to insure and coordinate the rapid and orderly flow of information between the various components of the police department. One of the many integral functions is to provide data entry into the automated information system. The members also provide other varied services, including the greeting of all visitors to departmental headquarters and processing all insurance or other outside requests for information. The staff assigned to Records processed nearly one million records in 2016.

The information from the automated database continues to be vital in many tasks essential to department effectiveness and efficiency. These tasks include identification of crime patterns and trends, providing information to assist in the scheduling and distribution of manpower and the cohesive exchange of information with other agencies for the solution of crime.

Court Disposition Report

During 2016, 2,309 defendants exercised their constitutional option to a hearing at the District Court level. This is a 7.66% increase from 2015. Of the 2,390 hearings, 1,966 or 82.26% were found guilty in summary (traffic and non-traffic) cases. At the York County Court of Common Pleas, 115 defendants appeared which is an increase of 9.57% from 2015. Of the 115 cases, 95 or 82.60% were convicted. The 115 cases represented felony and misdemeanor charges as well as Summary Appeals and Indirect Criminal Contempt of Court cases.

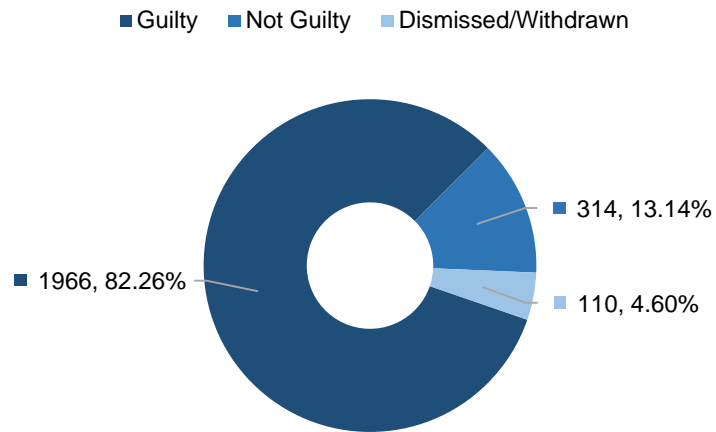
Of all court cases during 2016, 89.90% were held while the officer was on duty. Patrol officers had court appearances on duty 89.80% of the time and criminal investigators were on duty 100% of the time.

Court Liaison Officer

Overall, our court-related cases that were held in an on-duty status increased 3.58% by patrol officers and criminal investigators. The CLO was the Department's primary representative for traffic-related cases at Magisterial District Judges offices 19-02-04, 19-03-07, and 19-03-10. In total, the CLO appeared at 1,226 traffic hearings or 51.29% of all summary hearings and had a 86.0% conviction rate.

CHART III

Total MDJ Hearings



Total County Court Trials/Hearings

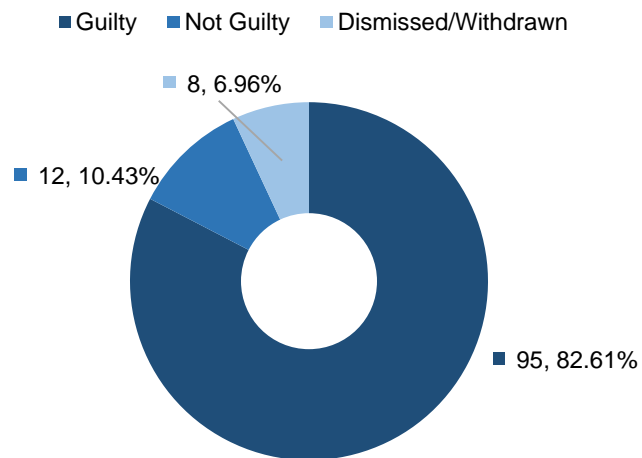
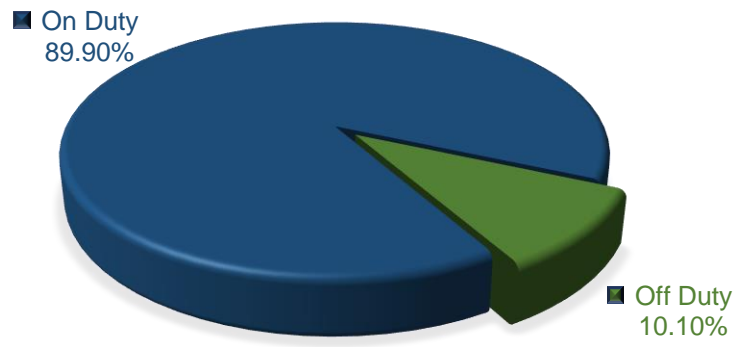
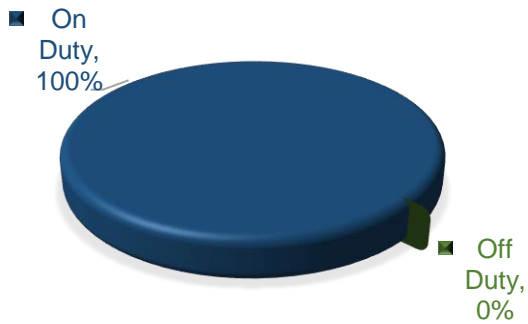


CHART IV

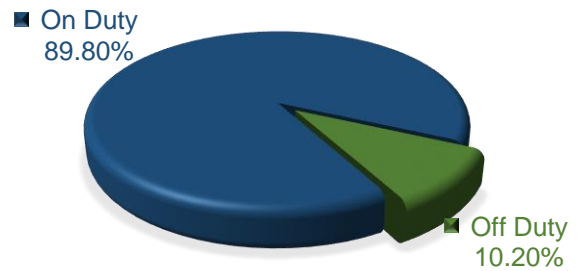
TOTAL HEARINGS/COMMON PLEAS COURT: On-Duty/Off-Duty



CID HEARINGS On-Duty/Off-Duty



PATROL HEARINGS On-Duty/Off-Duty



Pennsylvania's Right to Know Law (Act 3 of 2008)

An added responsibility was placed on the Support Services Supervisor in the last five years that has become very time consuming. The "Right to Know" law requires an "Open Records Compliance Officer" (ORCO), which currently is the supervisor of Support Services.

Throughout the year, there are many requests for documents by the public and other entities. These requests are handled by the ORCO. The process to respond to the requests is as follows:

- Department receives written request for document
- Document is researched and located
- Document is reviewed to determine what information can be released
- Redact all information that must be excluded
- Provide a written response to the requestor
- Maintain a written log of all requests and actions taken

In 2016, we processed 261 "Right to Know" requests compared to 222 in 2015. Also, 279 court-ordered records were expunged during the year.

TRAINING REPORT

The Department continues in its efforts to provide as much training as possible. Our philosophy being that mandated training is a minimum standard, not a maximum. The Department provides its members, both sworn and non-sworn, the opportunity to receive as much training as scheduling and budget permit. In addition to the annual training mandated by MPOETC, the Department affords both sworn and non-sworn staff the opportunity to attend a variety of training in many functional areas, all geared toward better accomplishing the Department's mission. To that end, we were able to offer 3,521 hours of training during 2016.

Some of the notable training accomplishments for 2016 were:

- An officer, assigned to the patrol division, completed the Electrical Arson Investigation course at the National Fire Academy.
- Five additional patrol officers were certified in crime scene processing.
- An officer assigned to Criminal Investigations completed the Class A Wiretapping course.

The Department continues to host various training events. By hosting the events at our facility, we can save on travel and lodging expenses while receiving complimentary tuition for our officers as the host agency. During 2016 the Department received \$4,325.00 in tuition or fees in exchange for hosting various training courses. Since 2011 the Department has received \$38,893.00 in tuition or fees in exchange for hosting various training events.

The following training was attended by NYCRPD staff during 2016:

Accident Reconstruction	MCSAP Certification
Advanced Traffic Crash Investigations	MDC Certification
Advanced Glock Armorer	Mechanics of Arrest
ARIDE	Missing and Abducted Children
Armed Suspect Recognition	Motorcycle Crash Investigation
Child Sexual Abuse	MPOETC In-Service Training
CLEAN Certification	Manadnock Baton Instructor
Colt AR-15 Armorer	Narcotics Officer Conference
CPR/First Aid Instructor	NCIC Certification
Crime Prevention Training	Officer-Involved Shooting Investigations
Crime Scene Investigative Techniques	Patrol Rifle
Crowd Control Operations	QUAD
Dealing with the Sovereign Citizen	Right-to-Know Law
Drug Identification	Simulation-based Response to Active Shooter
DUI Check Point Operations	Spring Firearms Qualification
ENRADD Certification	Sobriety Checkpoints
EVOC Certification	Source Development
Fall Firearms Certification	Sovereign Citizen Encounters
FATS	Standardized Field Sobriety Testing
Field Training Officer (FTO)	Tactical Medicine
Forensic Cell Phone Examiner	Tactical Shield Instructor
Glock Armorer	Truck and Bus Vehicle Code Enforcement
Hazardous Materials First Responders	UCR Training
High Impact Supervision	VALOR Training
Interview and Interrogation in Arson Investigations	VASCAR Certification
Law Enforcement Firearms Instructor	V-SPEC
Lights, Sights, and Lasers (Dimlight Shooting Course)	

Total Training Hours = 3,521

FLEET REPORT

FLEET DEPLOYMENT

During 2016 the Department deployed twenty-six vehicles and six trailers during its operations. The vehicles and trailers are organized into three distinct functional areas:

Patrol vehicles
Administrative vehicles
Special-service vehicles and trailers.



2016 Ford Taurus



2016 Ford Explorer Utility

The fleet deployment is as follows:

2016 Fleet Deployment

Patrol Vehicles	Administrative Vehicles	Special Service Vehicles
2014 Ford Taurus Interceptor 101	2015 Ford Fusion 109	2013 Ford Explorer Utility 108
2016 Ford Taurus Interceptor 102	2007 Ford 500 105	1999 Carmate Trailer
2013 Ford Taurus Interceptor 104	2006 Jeep Liberty 120	2001 SMART Trailer
2013 Ford Taurus Interceptor 106	2008 Ford Explorer 123	2001 SMART Trailer
2016 Ford Explorer Utility 107	2004 Ford Explorer 124	2004 Carry-On Trailer
2014 Ford Taurus Interceptor 111	2010 Ford Explorer 103	2000 Kubota Tractor
2015 Ford Taurus Interceptor 114	2013 Ford Explorer Utility 112	2009 Trafcon Trailer
2013 Ford Taurus Interceptor 115	2008 Chevrolet Impala 125	2009 Trafcon Trailer
2014 Ford Taurus Interceptor 116	2008 Chevrolet Impala 126	2013 Ford Taurus Interceptor 118
2015 Ford Taurus Interceptor 117	2008 Ford Taurus 110	2000 Chevrolet 3500 113
2013 Ford Taurus Interceptor 119	2011 Ford Taurus 122	
2016 Ford Explorer Utility 121		

2016 Miles Traveled

Patrol Vehicles	Administrative Vehicles	Special Service Vehicles
441,699	98,488	38,114

RETIRED VEHICLES

The three (3) vehicles sold at auction brought an average of \$ 2633.00 return on the initial investment per vehicle. The vehicles had an average mileage of 149,550 and an average service life of 6 years for patrol vehicles and 9 years for the administrative vehicles. The amount each vehicle sold for and their description are as follows:

Retired Vehicles

Vehicle	Mileage	Sales Price
2007 Ford Explorer*	158,420	\$3000.00
2010 Ford Crown Victoria	139,534	\$1800.00
2007 Ford Explorer*	150,695	\$3100.00

*Administrative vehicle

VEHICLE DAMAGE

AT-FAULT ACCIDENTS

During 2016 the Department experienced a total of four (4) accidents in which the officer was culpable. The monetary loss due to these accidents was \$2,021.38. This represents over a 22% reduction in monetary loss due to culpable accidents compared to 2015. Each of the responsible officers received disciplinary action for their negligence. Though four at-fault accidents are by no means acceptable, our overall safety record was outstanding given that the officers traveled 144,575 miles for every at-fault accident. Considering that the officer's drive in every conceivable type of weather, often times in an emergency response mode, and the number of accidents remains extremely low.

The Department also experienced a total loss of a vehicle due to significant damage as a result of an accident. The accident occurred when an approaching motorist abruptly turned into the travel lane of an officer, who was on routine patrol. The officer was struck by the vehicle and subsequently went off the roadway and struck a utility pole. The resulting loss was \$20,525.00. The officer had no culpability in the accident.

PRISONER DAMAGE

Occasionally, suspects who are in custody and secured within a patrol vehicle, intentionally inflict damage to the vehicle. Most often this results from suspects kicking the interior door panels or windows. During 2016, we again experienced no prisoner damage. The officers did an exceptional job at securing and controlling prisoners while in Department vehicles.

WEBSITE **<http://nycrpd.org>**

In early 2010, we recognized the need to improve upon our Department website. Our goal was to create a user-friendly site that could be used by the community, media, law enforcement, and others as a means to provide accurate and timely information.

The website provides easily accessible ways to contact the Department. Visitors can provide information to specific units such as traffic, criminal, and community policing. Department forms commonly requested by the public are printable from the website.

There were 154 press releases in 2016.

In January 2016, we introduced the “Daily Police Call Log” to better inform the community on the types of calls we handle on a daily basis. In 2016, we published 256 “Daily Police Call Logs”.

In 2016, www.nycrpd.org averaged 1232 visitors a day, totaling more than 450,000 for the year. Since the new website was launched on April 23, 2010, more than 1.65 million visitors have used our site.

TWITTER **@nycrpd**

In May 2013, we began a Twitter account to give us a presence in social media. The twitter account @nycrpd is used to send out timely information on active incidents, road closures and road conditions.

This form of social media has allowed us to send messages out to a broader range of our constituents. During 2016, 632 tweets were sent out to our 3,370 followers.

FACEBOOK

In July 2014, we launched a Facebook Page to broaden our social media exposure. During 2016, we posted 456 posts and now have 6,346 “likes”.

CONCLUSION

In 2016, we handled 28,616 calls, 1,909 more than 2015 for a 7.15% increase. All municipalities increased during 2016. A breakdown of our overall jurisdiction and individual municipal activity appears on Table VIII.

TABLE VII
CALLS FOR POLICE SERVICE

MUNICIPALITY	% of Inc/Dec		% of Total		Units
	2015	2016	2015	2016	
Dover Township	7,773	8,209	1.57	5.61	31.31
Dover Borough	1,010	1,173	4.23	16.14	3.54
Manchester Township	8,036	8,586	3.44	6.84	33.84
Paradise Township	1,045	1,260	-5.77	20.57	5.05
Conewago Township	3,029	3,093	3.56	2.11	9.6
North York Borough	1,545	1,811	-0.06	17.22	4.55
Franklin Township	1,114	1,187	-2.07	6.55	3.79
Jackson Township	3,155	3,297	4.82	4.5	8.33
NYCRPD	26,707	28,616	2.22	7.15	100

When we consider the workload and the demands placed upon our staff, credit must continue to be directed to our individual members. Without question, the personnel associated with the Northern York County Regional Police Department are exceptional! As the studies have indicated, they do more work with less manpower, at less cost, when compared to others. It is through their efforts that the Department continues to provide quality service and at the same time, receive recognition that, to date has been a model for other organizations.

In order to continue to be able to do this, it should be realized that continued support and direction from the Board of Commissioners is imperative. On behalf of all the members--sworn and civilian alike--we are proud to have been provided the opportunity to serve our communities throughout 2016!

Respectfully submitted,

Mark L. Bentzel
Chief of Police

dmw

CAVEAT: Although the year-end report is historically submitted and signed by the Chief of Police, it clearly represents the efforts of others. To wit, this report was generated with the assistance of several members of the Department, including: Lt Lash, Lt Wasilko, Sgt Anderson, Sgt Migatulski, Ofc Allen, Ofc Chetaitis, Ofc Brininger, Ms. Wales, Ms. Stare, Ms. Mummert and Ms. Maughlin.

NORTHERN YORK COUNTY REGIONAL POLICE DEPARTMENT
STATISTICAL YEAR TO DATE 2016

Year to Date	Dover Twp		Dover Boro		Manchester Twp		Paradise Twp		Conewago Twp.		North York Boro		Franklin Twp.		Jackson Twp.		NYCRPD		Clearance
PART I OFF.	open	closed	open	closed	open	closed	open	closed	open	closed	open	closed	open	closed	open	closed	open	closed	Rate
Homicide	0	0	0	0	0	0	0	0	0	0	0	0	0	0	2	2	2	2	100.00%
Inv.Mans	0	0	0	0	0	0	0	0	0	0	0	0	0	0	0	0	0	0	#DIV/0!
Rape	6	4	0	0	2	3	0	0	0	0	0	1	0	0	1	1	9	10	111.11%
Robbery	3	3	0	0	5	3	0	0	0	0	0	0	0	0	0	0	8	6	75.00%
Agg.Assault	2	2	0	0	5	7	1	1	3	3	11	8	1	1	2	1	25	23	92.00%
Burglary	22	8	3	2	13	6	9	3	19	12	9	1	5	0	6	2	66	34	39.53%
Theft	143	42	23	7	205	60	26	8	67	25	29	11	34	3	50	12	577	168	29.12%
RetailTheft	19	15	0	0	20	11	0	0	3	3	2	2	0	0	0	0	44	31	70.45%
Auto Theft	9	7	2	2	15	12	2	1	3	2	5	3	2	0	1	1	39	28	71.79%
Arson	2	2	0	0	1	1	0	0	1	1	0	0	0	0	0	2	4	6	150.00%
Totals	206	83	28	11	266	103	38	13	96	47	58	26	42	4	62	21	794	308	38.79%
PART II OFF.	Dover Twp		Dover Boro		Manchester Twp		Paradise Twp		Conewago Twp.		North York Boro		Franklin Twp.		Jackson Twp.		Totals		
Simp.Assault	149	152	22	22	127	124	33	33	70	70	71	72	28	29	57	58	557	560	100.54%
Forgery	14	12	1	2	9	13	0	1	1	1	1	1	1	0	1	2	28	32	114.29%
Fraud	33	12	3	4	105	89	4	3	83	75	7	2	5	3	12	9	252	197	78.17%
Embezzlmt.	0	0	0	0	0	0	0	0	0	0	0	0	0	0	0	0	0	0	#DIV/0!
RSP	4	5	0	0	5	4	0	0	0	0	0	0	1	1	1	1	11	11	100.00%
Vandalism	99	19	9	3	74	21	12	3	25	6	31	7	11	3	39	10	300	72	24.00%
Weap.Viol.	7	7	1	1	7	6	0	0	0	0	3	4	0	0	10	12	28	30	107.14%
Prostitution	0	0	0	0	12	13	0	0	0	0	0	0	0	0	0	0	12	13	108.33%
SexOffenses	32	27	4	4	18	14	1	1	12	7	3	3	5	4	8	6	83	66	79.52%
DrugLaws	91	83	11	11	151	162	3	4	11	13	38	35	8	7	9	10	317	325	102.52%
Gambling	0	0	0	0	0	0	0	0	0	0	0	0	0	0	0	0	0	0	#DIV/0!
Or.Family	26	19	1	1	16	11	4	4	15	11	7	3	5	2	6	3	80	54	67.50%
D.U.I.	51	49	6	6	154	162	11	12	14	15	31	30	4	3	25	23	296	290	97.97%
Liq.Laws	6	6	0	0	11	11	2	2	1	1	3	3	1	2	2	2	26	27	103.85%
Pub.Drunk	12	12	2	2	33	34	5	5	3	3	12	12	1	1	6	7	74	76	102.70%
Dis.Conduct	105	105	40	39	74	73	15	19	42	38	41	42	12	12	45	41	374	369	98.66%
Oth.Offense	133	121	16	17	122	110	7	7	38	37	43	38	27	19	55	51	441	400	90.70%
Totals	762	629	116	112	918	837	97	94	315	277	286	252	109	86	276	235	2879	2522	87.60%
Ord.Violations	85	85	16	16	79	81	9	9	24	24	38	37	3	3	121	121	375	376	100.27%
Loitering	0	0	0	0	0	0	0	0	0	0	0	0	0	0	0	0	0	0	#DIV/0!
Part 1&2 Off.	968	712	144	123	1164	940	135	107	411	324	342	278	151	90	338	256	3673	2830	77.05%
Service Calls																	Totals		
Other Calls	5824	5835	952	944	5587	5582	1010	1006	2435	2429	1369	1374	975	959	2639	2634	2791	2273	99.92%
M.V.Accidents	332	332	61	61	736	736	106	106	223	223	62	62	58	58	199	199	1777	1777	100.00%
TOTAL CALLS	8209	7964	1173	1144	8586	8339	1260	1228	3093	3000	1811	1751	1187	1120	3257	3210	28616	27756	96.99%

NORTHERN YORK COUNTY REGIONAL POLICE DEPARTMENT
STATISTICAL RECAP FOR YEAR TO DATE 2016

Year to Date	DOVER TWP.	DOVER BORO.	MANCHESTER TWP.	PARADISE TWP.	CONEWAGO TWP.	NORTH YORK BORO.	FRANKLIN TWP.	JACKSON TWP.	N.Y.C.R.P.D.
CRIMINAL									
Crim.Invest.Assigned	381	22	248	30	150	56	40	70	997
Crim. Invest.Closed	332	23	219	21	142	42	30	43	852
Crim.Arrests	559	99	905	80	264	247	70	278	2502

TRAFFIC SUMMARY									
Injury Accidents	67	5	100	32	32	11	11	46	304
Total Injuries	95	8	138	53	35	16	12	66	423
Fatal Accidents	1	0	0	1	2	0	1	1	6
Total Fatalities	1	0	0	2	2	0	1	1	7
Non Injury Accidents	264	56	636	72	189	51	46	152	1466
Total Accidents	332	61	736	106	223	62	58	199	1777
Citations Issued	2378	653	6541	583	727	814	1047	995	13738
Warning Cards	726	213	1856	205	135	186	165	332	3618
Faulty Equip. Cards	466	120	937	94	83	163	18	139	2020
Parking Tickets	27	6	29	0	4	130	2	25	223
Parking Tkt .Warnings	4	0	5	0	0	3	0	1	13

ORD. VIOLATIONS									
Abandoned Vehicles	37	2	25	1	8	15	0	11	99
Curfew	7	2	9	2	0	2	0	3	25
Other Ord.Violations	41	12	45	6	16	21	3	107	251