

NORTHERN YORK COUNTY REGIONAL POLICE DEPARTMENT

2012 ANNUAL REPORT



40 Years of Consolidated Policing
September 27, 1972 - September 27, 2012

DOVER TOWNSHIP	MATTHEW MENGES
DOVER BOROUGH	RICHARD POPE
MANCHESTER TOWNSHIP	LARRY YOUNG
PARADISE TOWNSHIP	CLARK CRAUMER
CONEWAGO TOWNSHIP	LORRETA WILHIDE
NORTH YORK BOROUGH	KENNETH STAAB
FRANKLIN TOWNSHIP	EDWARD CAMPBELL
JACKSON TOWNSHIP	STEPHEN TANSEY

MARK L. BENTZEL
CHIEF OF POLICE

TABLE OF CONTENTS

Introduction	1
Staffing	
Municipal Units of Service	3
Organizational Chart	6
Personnel	7
Field Services Division	
Patrol Section	
Calls for Service.	10
Activity - Department.	12
Overall Criminal Activity.	14
Activity - Municipal by Geographic District.	15
Serious Crime	27
Less Serious Crime	28
Service Calls	31
Alarms	31
Vehicle Accidents	32
Criminal Investigation Section	
Responsibilities	33
Investigative Activity	34
Municipal Overview	34
Community Policing and School Resource Officer	
Community Programs	38
National Night Out	39
School Resource Officer Activity	40
Support Services Division	
Records Section	41
Court Disposition Report	41
Pennsylvania Right to Know Law	44
Training	45
Fleet Report	46
Department Website	49
Conclusion	50

TABLE OF CONTENTS
(CONTINUED)

Directory of Tables and Charts

Table I	Municipal Units of Service	3
Table II	Activity by Municipality.	14
Table III	Part I Crimes	27
Table IV	Municipal Crime Rate.	28
Table V	Part II Crimes.	29
Table VI	Municipal Calls for Service	31
Table VII	Municipal Accident Activity	32
Table VIII	Calls for Police Service.	50
Chart I	Overtime Hours	4
Chart II	Overtime Hours by Category	5
Chart III	Calls for Police Service	11
Chart IV	Part I - Part II Offense Call History .	30
Chart V	Department Criminal Arrests	37
Chart VI	Court Appearances - Conviction Rates. .	42
Chart VII	Court Appearances - On Duty/Off Duty. .	43

Appendices

All Other Classifications under UCR.	52
Annual Statistical Report.	53

**TO: CHAIRMAN AND MEMBERS OF THE
NORTHERN YORK COUNTY REGIONAL POLICE
BOARD OF COMMISSIONERS**

FROM: CHIEF MARK L. BENTZEL

SUBJECT: ANNUAL REPORT 2012

INTRODUCTION

Our main priorities during 2012 were to advance technology and seek ways to improve efficiency while remaining fiscally responsible.

The technological advancements achieved were the "in car reporting" by use of a mobile data computer. This initiative provided officers with "real time" reporting and access from the patrol car, to the department data as well as all York County police department's data. The increase of marked police cars in communities will be the positive result of this initiative.

In the third quarter, the agency began a "Court Liaison Officer" project. One officer is assigned to represent the Department at traffic related court appearances in three Magisterial District Judge (MDJ) offices. Thus far, the "CLO" has appeared in 424 summary hearings. This initiative is designed to keep more officers on the street and out of the courtroom as well as reduce court-related overtime.

As an agency, we continue to strive for excellence in providing a high quality service to our communities in a cost effective manner.

This year, our Department continued to provide services to eight municipalities, the Townships of Dover, Manchester, Paradise, Conewago, Franklin, and Jackson and the Boroughs of Dover and North York. As well as Spring Grove School District.

The governing body (the Commission) is comprised of one elected official from each municipality. As such, Mr. Matthew Meneges represented Dover Township; Mr. Richard Pope represented Dover Borough; Mr. Larry Young represented Manchester Township; Mr. Clark Craumer represented Paradise Township; Ms. Lorreta Wilhide represented Conewago Township; Mr. Kenneth Staab represented North York Borough; Mr. Edward Campbell represented Franklin Township; Mr. Stephen Tansey represented Jackson Township. Mr. Joseph Rudolf from Dilworth Paxson LLP in Philadelphia, PA represented our Department and Commission as solicitor. Kochenour, Earnest, Smyser, and Burg conducted an audit of our financial records.

These eight municipalities together encompass 145 square miles or 15.9% of the total landmass for York County. In accordance with generally accepted population figures, service is provided to about 66,608 citizens. The population, by municipality, is Dover Township - 21,078, Dover Borough - 2,007, Manchester Township - 18,161, Paradise Township - 3,766, Conewago Township - 7,510, North York Borough - 1,914, Franklin Township - 4,678, and Jackson Township - 7,494.

STAFFING

Units of Service

In keeping with the dictates of the "Articles of Agreement", municipalities purchase time by using a "unit of service" concept. Units are currently measured by a formula of 10 hours equaling one unit. Time is monitored in fifteen-minute increments on a daily, weekly and annual basis. This year, the Department managed 104,000 hours of service—102,440 hours of service to the municipalities and an additional 1,560 hours contracted to Spring Grove School District. These hours are specifically earmarked to/for our school resource officer's efforts in Spring Grove Schools.

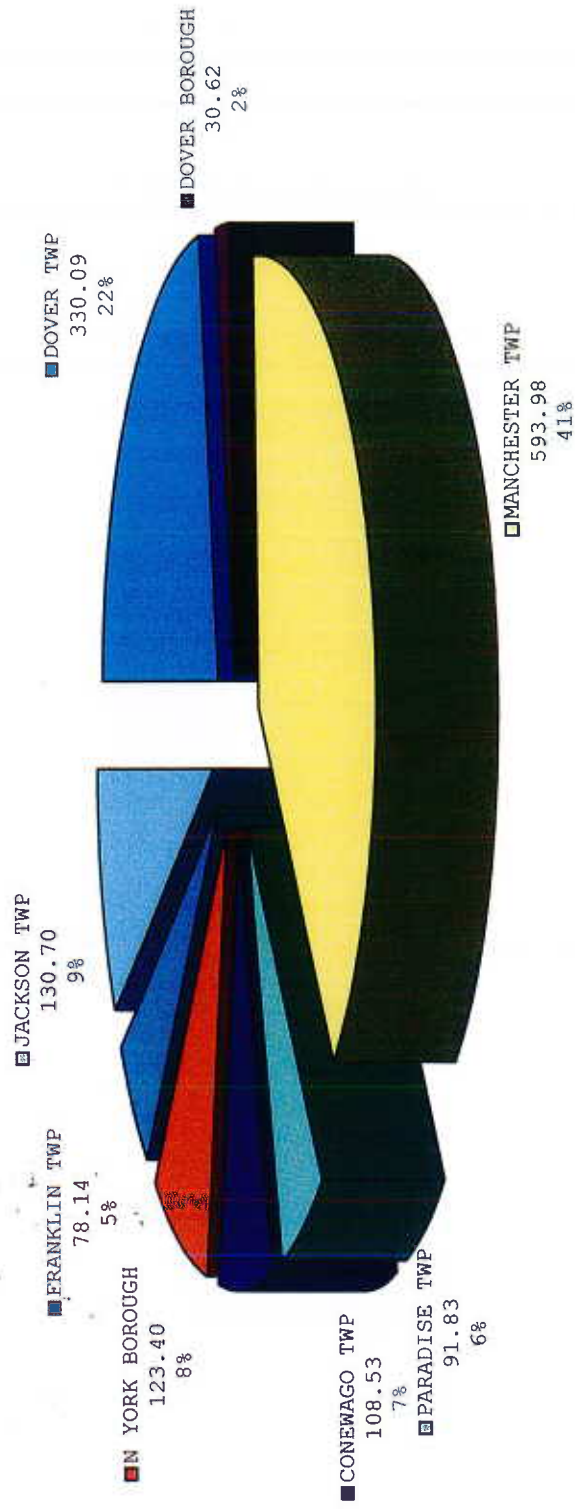
**TABLE I
MUNICIPAL UNITS OF SERVICE**

MUNICIPALITY	HOURS		BALANCE	
	WEEK	YEAR	HOURS	PERCENT
DOVER TOWNSHIP	615	31980	+ 3.79	+ .012
DOVER BOROUGH	65	3380	- 0.84	- .025
MANCHESTER TWP	670	34840	+15.28	+ .044
PARADISE TWP	100	5200	- 4.72	- .090
CONEWAGO TWP	190	9880	+ 5.08	+ .065
N YORK BOROUGH	90	4680	- 6.24	- .133
FRANKLIN TWP	75	3900	- 9.92	- .254
JACKSON TOWNSHIP	165	8580	- 4.03	- .047
NYCRPD	1970	102,440	- 1.60	- .001

In addition to the unit time, another 1487.29 hours of overtime was worked throughout the year. This was 181.66 hours more than last year. This overtime information is depicted on Chart I.

Also, several other overtime duty details—DUI checkpoints, Drug Task Force operations, United States Marshal's Fugitive Task Force, South Central Terrorism Task Force and private duty details—were completed for a total reimbursement of \$37,645.67/489.05 hours. The 1487.29 hours of overtime, plus the additional 489.05 hours of billed overtime is depicted in Chart II.

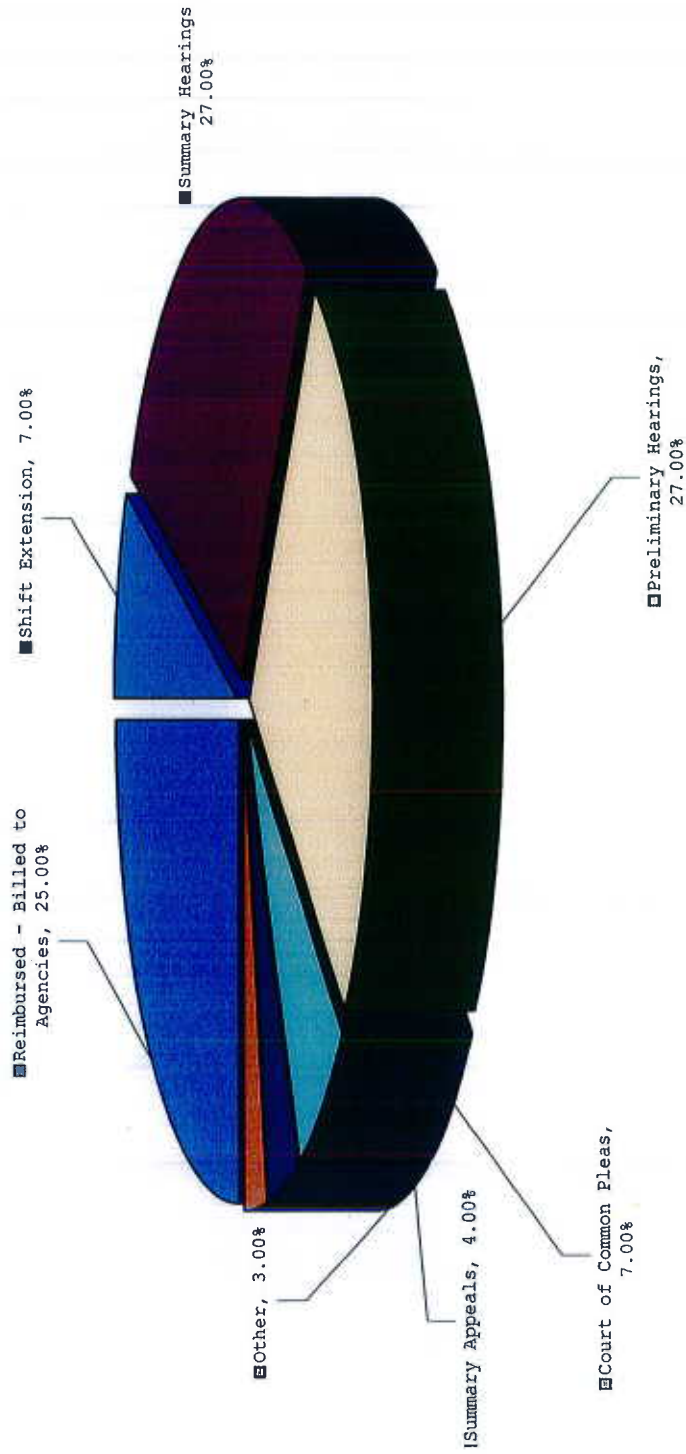
CHART I
OVERTIME HOURS



DOVER TWP	DOVER BOROUGH	MANCHESTER TWP	PARADISE TWP
CONEWAGO TWP	N YORK BOROUGH	FRANKLIN TWP	JACKSON TWP

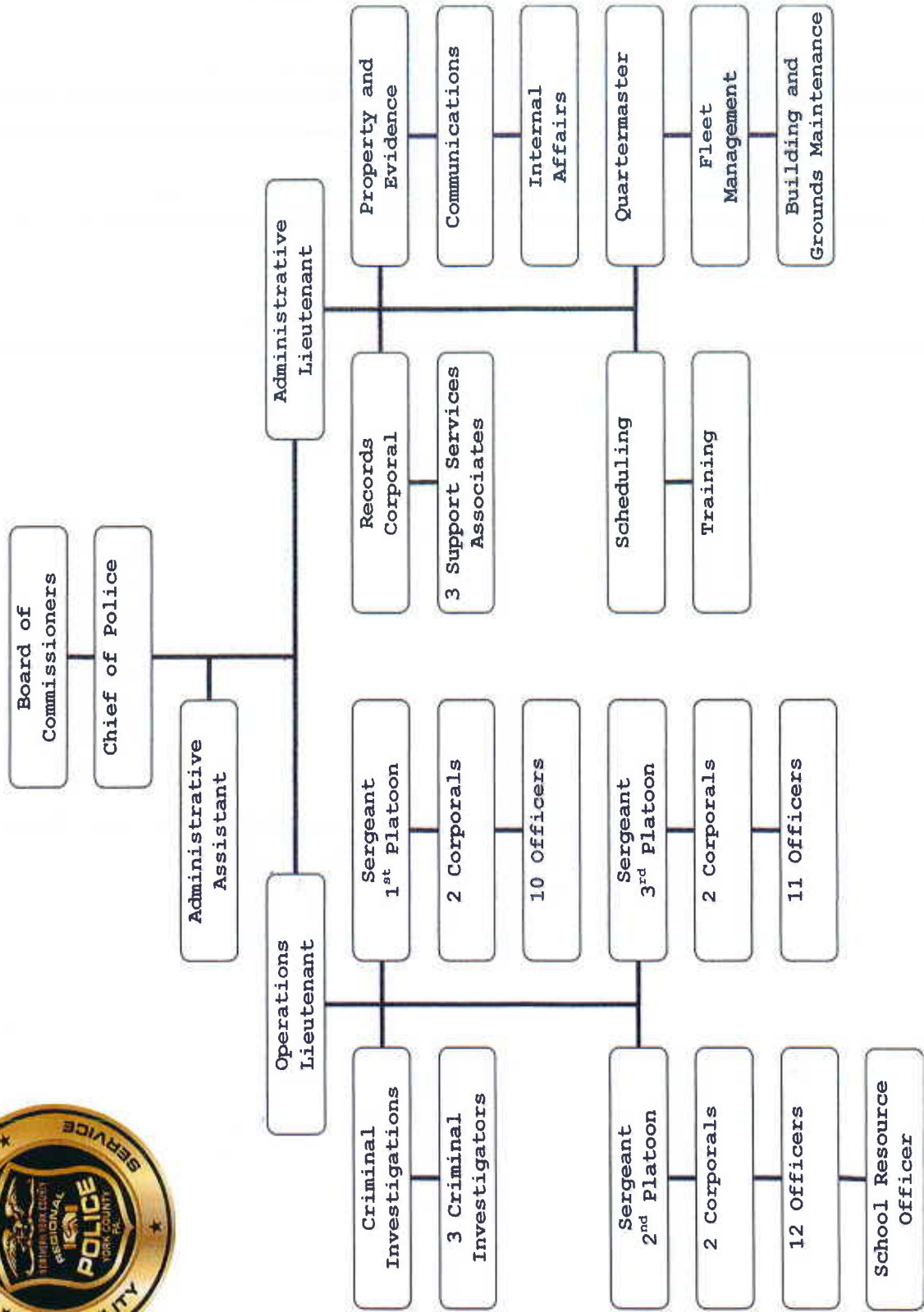
2012 TOTAL HOURS = 1487.29

CHART II
OVERTIME BY CATEGORY



- Shift Extension
- Preliminary Hearings
- Summary Appeals
- Reimbursed - Billed to Agencies
- Summary Hearings
- Court of Common Pleas
- Other

Northern York County Regional Police Department Organizational Chart



PERSONNEL

<u>NAME</u>	<u>RANK</u>	<u>ASSIGNMENT</u>
Mark L. Bentzel	Chief of Police	Administration
David L. Lash	Lieutenant	Operations
George Wasilko	Lieutenant	Administration
William F. Gearhart	Sergeant	Patrol
Gregg A. Anderson	Sergeant	Investigations
Jeremy J. Neidigh	Sergeant	Patrol
John C. Migatulski	Sergeant	Patrol
Philip P. Blazosky	Corporal	Patrol/Retired
Jeffrey M. Foust	Corporal	Support Services
Blake S. Gladfelter	Corporal	Patrol
John R. Hartley Jr.	Corporal	Patrol
J. Jeffrey Sierotowicz	Corporal	Patrol
Jack C Asper II	Corporal	Patrol
James E. Kulak Jr.	Corporal	Patrol
John J. Vaughn II	Officer/Corporal	Investigations/Patrol
Donald L. Godfrey Jr.	Officer	Patrol
Michael L. Hoffman	Officer	Patrol
John P. Morley	Officer	Patrol
Mark W. Allen	Officer	Patrol
Kirk D. Wallace	Officer	Patrol
Joseph T. Jones	Officer	Patrol
Todd E. Wise	Officer	Patrol/SRO
Joel A. Hopta	Officer	Patrol
Jody L. Briningner	Officer	Patrol
Patrick G. Gartrell Jr.	Officer	Patrol
Michael Hine	Officer	Patrol
Daniel E. Sanger	Officer	Patrol
Edward A. Pague	Officer	Patrol
Jason D. Greco	Officer	Patrol
Christopher A. Irwin	Officer	Patrol
Matthew T. Chetaitis	Officer	Patrol
Mark E. Baker	Officer	Investigations
Robert H. Ryman	Officer	Patrol
William D. Haller	Officer	Investigations
Isaiah E. Emenheiser	Officer	Patrol
Andrew O. Neff	Officer	Patrol
Stephen E. Lebo	Officer	Patrol
Daniel W. Zimmerman	Officer	Patrol
Cody M. Becker	Officer	Patrol
Erika L. Eiker	Officer	Patrol
Matthew J. Groff	Officer	Patrol
Lynn E. Anderson Jr.	Officer	Patrol
Stephen K. McClure	Officer	Patrol
Joshua G. Reimers	Officer	Patrol
J. Franklin Biesecker	Officer	Patrol
Andrew W. Miller	Officer	Patrol
Jonathan A. Bailey	Officer	Patrol
Matthew S. Straub	Officer	Patrol
Zachary T. Grey	Officer	Patrol

NAME**RANK****ASSIGNMENT**

Diane M. Wales	Admin Assistant	Administration
Lisa M. Maughlin	Sr Supp Serv Assoc	Support Services
Rendy L. Stare	Supp Serv Assoc I	Support Services
Lori A. Mummert	Supp Serv Assoc II	Support Services

Twenty-seven (27) members of the Department missed no sick time during 2012. Among these would be Lts Lash and Wasilko, Sgts Anderson, Gearhart, Migatulski and Neidigh, Cpls Asper, Foust and Kulak, Officers Anderson, Bailey, Baker, Becker, Biesecker, Chetaitis, Eiker, Emenheiser, Grey, Haller, Miller, Morley, Pague, Reimers, Ryman, and Ms. Mummert and Ms. Stare along with myself. Many of these members have not missed a day in years. The sworn members missed an average of 1.22 days this year which is up from 2011. The non-sworn member average was 0.875 days compared to 4.47 days during 2011. Five sworn members were on leave for surgeries and were not calculated in the average.

This year we did not experience a Worker's Compensation claim. This is one less claim than submitted in 2011. The Department established a Safety Committee in 2010 to review duty-related injuries, discuss ways to prevent injuries, and improve the overall safety of employees while working.

The Department and its members received 83 commendations this year. Fifty-eight commendations recognized individual officers or groups of officers and 25 commendations recognized the Department. The Officers and the Department were commended for a job well done by:

- | | |
|---|----------------------------------|
| - Pennsylvania DUI Association | - Dover Borough Recreation Board |
| - York County District Attorney's Office | - Dover Borough |
| - Southwestern Regional Police Dept | - Conewago Township |
| - West Manchester Township Police Dept | - Jackson Township |
| - Springettsbury Township Police Dept | - Station 6 Fire Department |
| - York City Police Dept | - Cub Scouts |
| - Drug Enforcement Agency - Philadelphia Division | - Sirens Media |
| - Pennsylvania State Police | - US Secret Service |
| - Northern Lancaster Co. Regional Police Dept. | - "Olde Tyme Days" |
| - Spring Grove Area School District | - Civil Air Patrol |
| - Northern York County School District | - Junior Achievement |
| - Spring Grove Parks and Recreation | - CGA Law Firm |
| - York County Communities That Care | - WellSpan |
| - York Suburban High School | - Giant Food Stores |
| - York County Solid Waste Authority | - WalMart |
| - Susquehanna Village Condo Association | - York County Probation |
| - Prudential Insurance | - Turkey Hill |
| - York Saw and Knife | - ALS Incorporated |
| - Pennsylvania Council of Government | - Outdoor Country Club |

We are very proud of this recognition by our peers and the public. The Chief and the Board of Commissioners recognized another 29 officers for their work in 2012. Officer William Haller was named the Department's Officer of the Year. Officer Jason Greco received the Life Saving Award.

Thirteen officers were recognized for their work on March 6 during a barricaded-gunman incident in Conewago Township and another eleven officers for their efforts on June 8 at a barricaded homicide suspect in Manchester Township. The Board of Commissioners also recognized the York County Quick Response Team for their exceptional work at both incidents.

The Department investigated four conduct complaints that resulted in officers being suspended without compensation. Twelve other infractions occurred and were investigated that resulted in discipline less than a suspension. In this area, we will focus our efforts on improvement without sacrificing accountability.

FIELD SERVICES DIVISION
Patrol Section

Calls for Service

In order to understand the workload demands placed on the Department, it is important to have a historical perspective. In other words, where have we come from and where might we be going. To that end, we offer the following ten-year recap of activities. Our base year for this purpose is 2003.

<u>Year</u>	<u># Calls</u>	<u>% Increase/Decrease</u>
2003	26,052*	+ 12.66
2004	25,292**	+ 1.65
2005	25,870	+ 2.29
2006	26,677	+ 3.12
2007	27,474	+ 2.99
2008	26,632	- 3.06
2009	25,440	- 4.48
2010	26,827	+ 5.45
2011	28,145	+ 4.91
2012	26,936	- 4.30

*Includes Jackson Township figures from January, February & March 2003

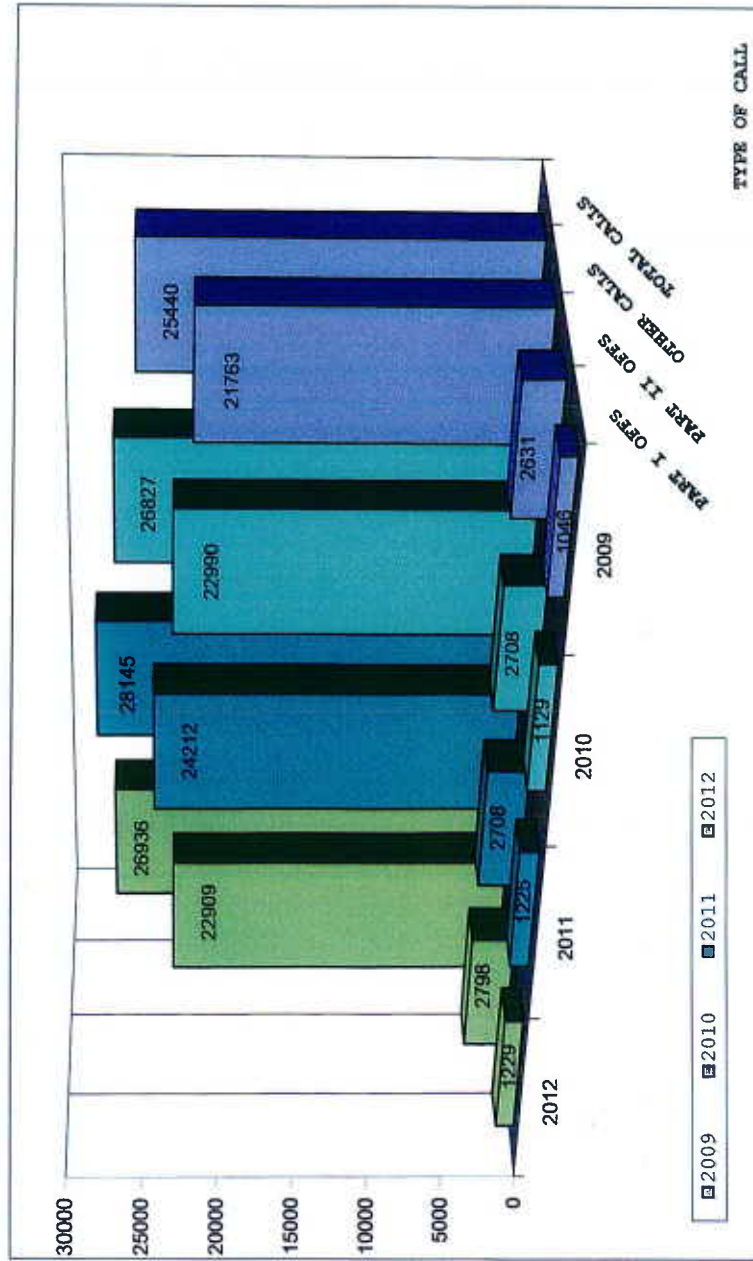
**The decrease in total calls from 2003 to 2004 results from the withdraw of Dillsburg Borough. However, participating members collectively experienced an increase.

This year our call load showed a decrease of 4.30%. In 2012, we serviced 26,936 calls for police assistance, which are 1,209 less calls than the previous year.

Therefore, our ten-year annualized average increase is 21.23%, which is a yearly average increase of 2.12%. A four-year review of this information is depicted on Chart III.

At this point, we will discuss, in some detail, the 26,936 calls serviced. As you review this information, it might be beneficial to understand how authorities look at police activity. "Experts report (and authorities generally agree) that of all the calls received for police assistance, approximately 20% will be "Criminal" in nature and 80% will be "Service" in nature". Our figures indicate that 14.95% (4,027) of our total calls (26,936) were criminal in nature and 85.05% (22,909) were service in nature. Therefore, we appear to be experiencing a less than average amount of criminality and a higher than average amount of service activity in our jurisdiction when compared to the norm.

CHART III
CALLS FOR POLICE SERVICE



A breakdown of our total activity has been charted in five general areas. Calls that are criminal in nature, as defined by the Uniform Crime Report, are a combination of 1,229 Part I offenses and 2,798 Part II offenses. Calls that are service in nature are a combination of 1,737 traffic accidents investigated, 294 ordinance violations and 20,878 incidents that have not been classified as criminal in nature and may best be described as service calls.

Activity

The Field Services Division, Patrol Section, issued 10,120 traffic citations this year. This is a decrease of 222 compared to 2011. For historical reference, our traffic enforcement index has, in the past years, moved both higher and lower.

The Board should know that the enforcement index is determined by dividing the number of injury/fatal accidents into the number of citations issued. An optimum enforcement index is 10-20 citations for every injury accident according to authorities in the field. A five year overview is as follows:

<u>Year</u>	<u>Citations</u>	<u>Injury Accidents</u>	<u>Traffic Enforcement Index</u>
2012	10,120	338	29.94
2011	10,342	316	32.72
2010	10,602	312	33.98
2009	11,339	315	36.00
2008	12,206	320	38.14

In addition to the 10,120 citations, officers issued 3,137 written warnings, down from 3,235 last year, 1,982 faulty equipment cards, which is up from the 1,694 issued in 2011, 718 parking tickets, up from 556 last year and 1,498 non-traffic citations, up from 1,298 last year. Also, 48 abandoned vehicle notices were issued along with 45 parking warnings. Therefore, patrol conducted no less than 16,002 traffic-related investigations in 2012 or more than 43 per day, on average, or almost 1.82 each hour of every day. None of this activity is classified as a reportable case and, therefore, is not tallied in the call-load figures expressed elsewhere on this report. Again, the Board should understand that this is self-initiated activity and not counted as a call or calls.

The average Patrol Officer did the following during the year:

- Responds to 769 incidents
- Responds to 50 traffic accidents
- Arrests 37 felons and misdemeanants
- Arrests 43 summary criminal violators
- Contacts 457 traffic violators
- Drives 12,850 miles on patrol

In 2012, 424 persons were charged with "Driving Under the Influence" (DUI), which decreased from 472 DUIs effected in 2011. Northern York County Regional Police officers continue to arrest intoxicated drivers at a far greater rate than their counterparts across the state. A ten-year recap illustrates the efforts made to keep our citizens safe.

2012	-	424
2011	-	472
2010	-	394
2009	-	398
2008	-	369
2007	-	302
2006	-	278
2005	-	295
2004	-	258
2003	-	314

During this period, we have arrested 3,504 persons for DUI or an average of 350.4 per year. Officers Isaiah Emenheiser, Erika Eiker, and Cody Becker were recognized by the Pennsylvania DUI Association for their outstanding efforts in 2012.

There were 88 drunk drivers involved in motor vehicle accidents, which reflects 20.75% of the total drivers charged with DUI. Of the 424 people arrested, 314 or 74.06% were male and 110 or 25.94% were female. Those arrested for DUI, on average, had a blood alcohol concentration of .16% or two times the legal limit. The highest blood alcohol reported in 2012 was .376% or 4.7 times the legal limit.

There were 40 DUI offenders who were under the age of 21. This accounted for 9.4% of the total.

DUI arrests, where drugs are the cause of intoxication, are classified by the higher UCR value attached to drug usage. During 2012, thirty-five (35) "Drivers Under the Influence" were found to be under the influence of drugs and, therefore, charged with DUI/Drugs and, as a result, removed from the population of traditional "Drivers Under the Influence" for accurate reporting.

The Department also engaged in a York County pilot program called "Target 25". Statistically, 25% of the DUI offenders have been charged with DUI previously. Offenders that are not first time offenders are charged, and arraigned and placed under supervision immediately. The purpose of this program is to monitor repeat offenders quicker, thus making the roadways safer. During 2012, we processed 101 offenders as "Target 25".

Overall Criminal Activity

For reporting purposes, each municipality's geographic area is identified as a "district" or multiple "districts". The district concept is what allows us to track specific issues or trends in smaller geographic regions of a municipality.

A map of each municipality's district(s) are included in this report along with five general types of activity--Part I Crimes, Part II Crimes, Motor Vehicle Accidents, Municipal Ordinance Violations, and All Other Incidents. This will show the activity type and the percentage as it pertains to each district in your municipality.

Table II reflects each municipality's overall activity by total number and percentage. Refer to pages 15 through 26 for individual municipal district activity.

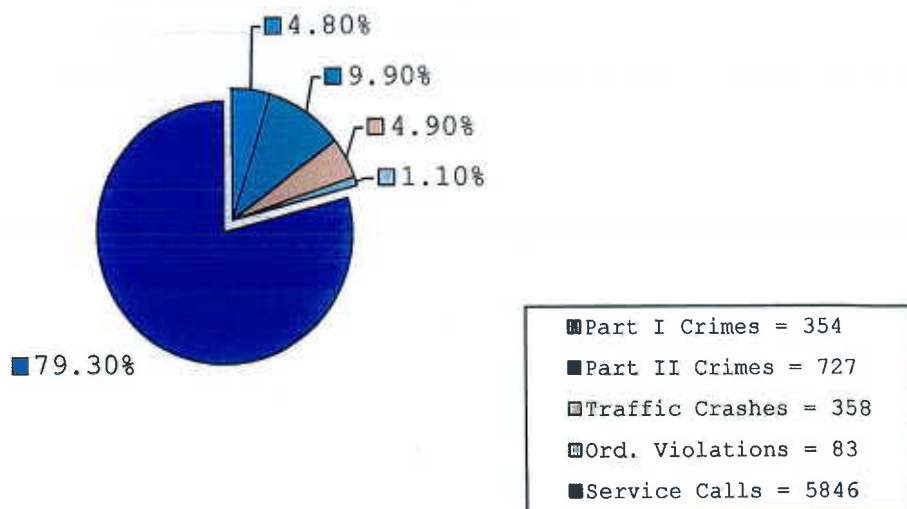
TABLE II
ACTIVITY BY MUNICIPALITY

Municiplty	Part I Crimes	Part II Crimes	Traffic Crashes	Ordinance Violations	All Other Calls	Total Calls
Dover Twp	354 4.8%	727 9.9%	358 4.9%	83 1.1%	5846 79.3%	7368
Dover Boro	59 6.0%	109 11.0%	44 4.4%	11 1.1%	766 77.5%	989
Manch Twp	434 5.1%	911 10.7%	679 8.0%	96 1.1%	6385 75.1%	8505
Parad Twp	60 4.6%	139 10.8%	117 9.1%	12 0.9%	963 74.6%	1291
Conew Twp	124 4.1%	266 8.7%	189 6.2%	27 0.9%	2438 80.1%	3044
NYork Boro	62 3.9%	257 16.2%	87 5.5%	34 2.1%	1148 72.3%	1588
Frank Twp	29 2.7%	86 8.0%	54 5.0%	7 0.6%	901 83.7%	1077
Jacks Twp	107 3.5%	303 9.9%	209 6.8%	24 0.7%	2431 79.1%	3074
NYCRPD	1229 4.6%	2798 10.4%	1737 6.4%	294 1.1%	20878 77.5%	26936

Dover Township District Map



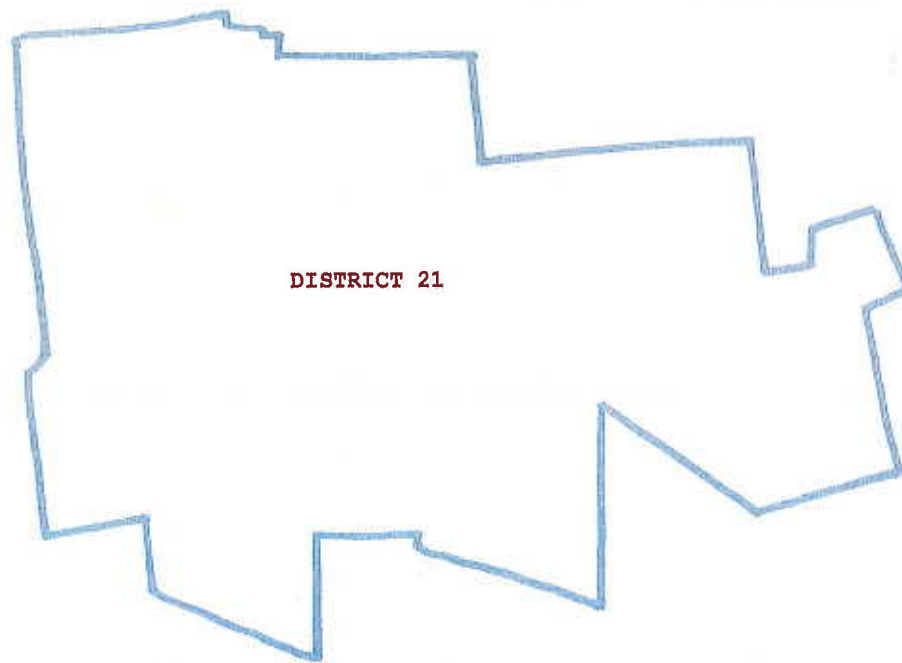
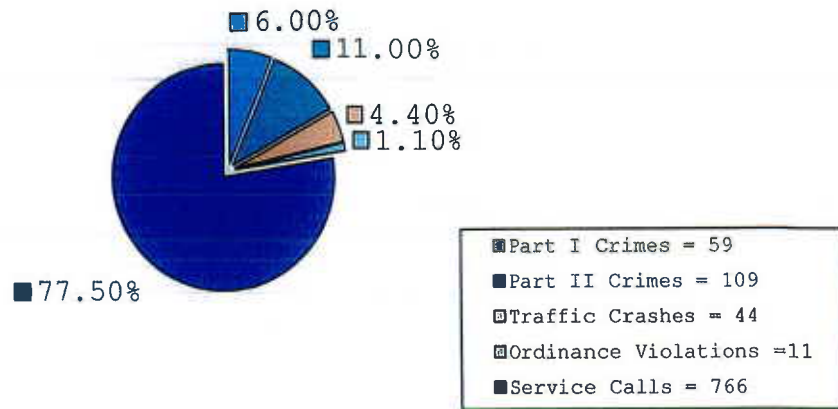
Dover Township Activity



Dover Township Activity by District

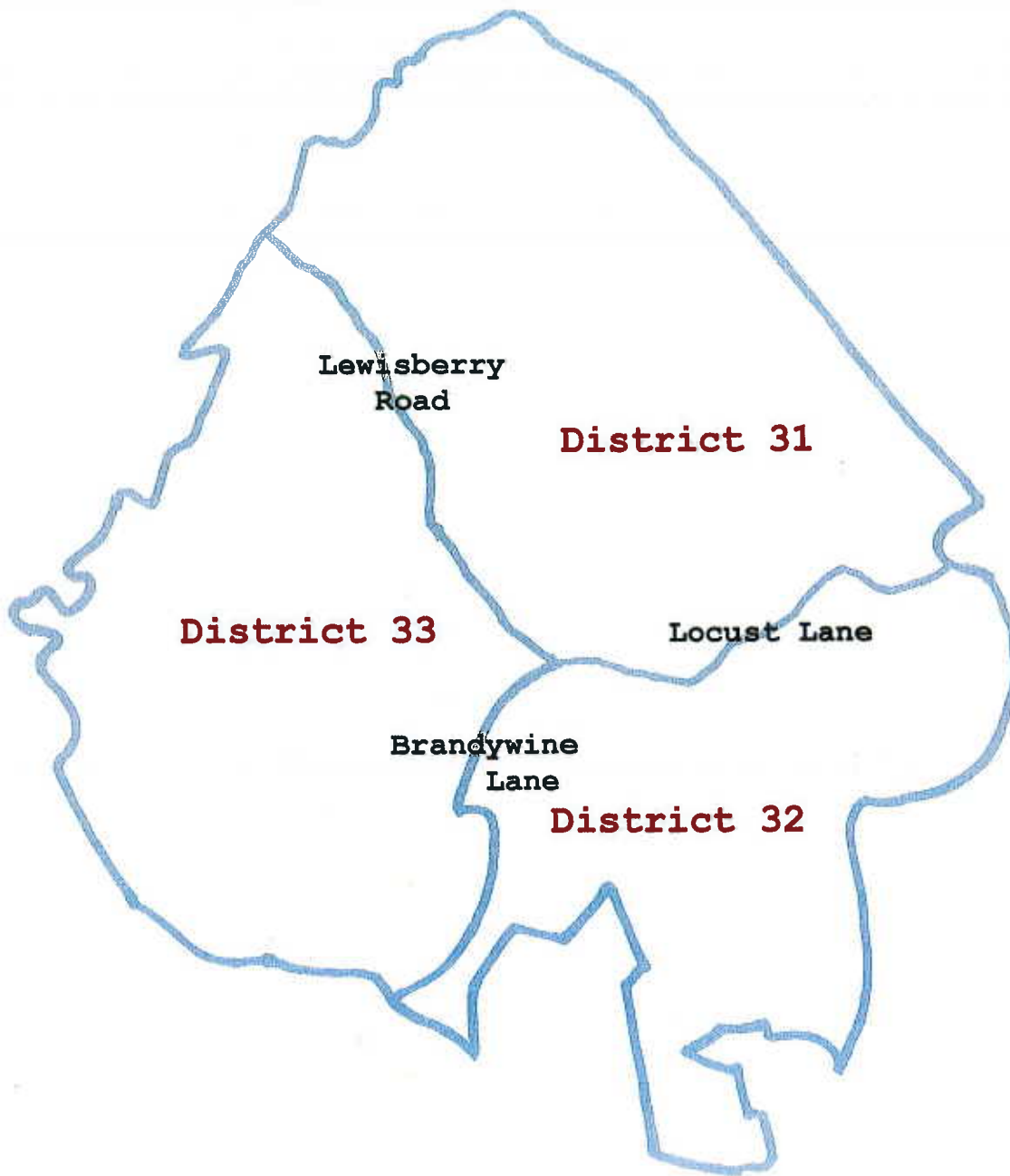
Incident Type	Totals	District 11		District 12		District 13		District 14	
Part I Crimes	354	265	75.0%	43	12.2%	15	4.0%	31	8.8%
Part II Crimes	727	547	75.2%	62	8.5%	50	6.9%	68	9.4%
Traffic Crashes	358	222	62.1%	47	13.1%	56	15.6%	33	9.2%
Ordinance Violations	83	72	86.6%	1	1.2%	5	6.1%	6	6.1%
Service Calls	5846	3940	67.4%	935	16.0%	433	7.4%	538	9.2%

Dover Borough Activity

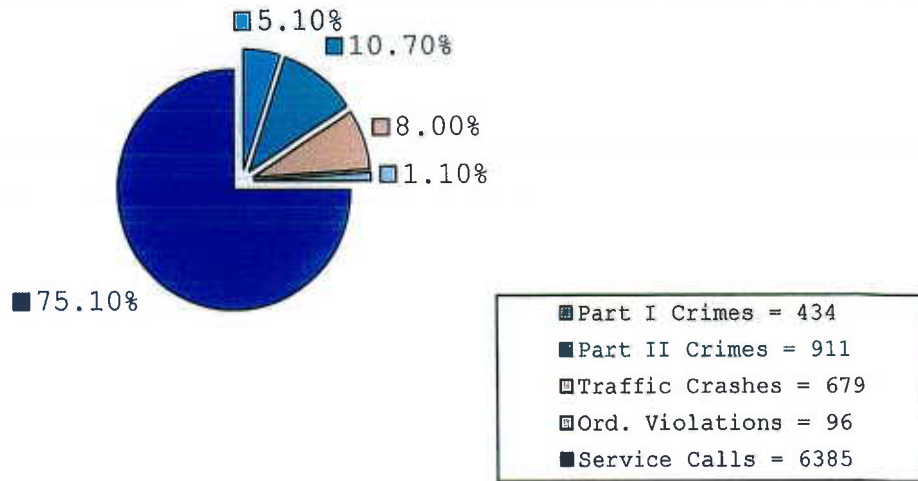


Total	Part I Crimes		Part II Crimes		Traffic Crashes		Ordinance Violations		Service Calls	
989	59	6.0%	109	11.0%	44	4.4%	11	1.1%	766	77.5%

Manchester Township District Map



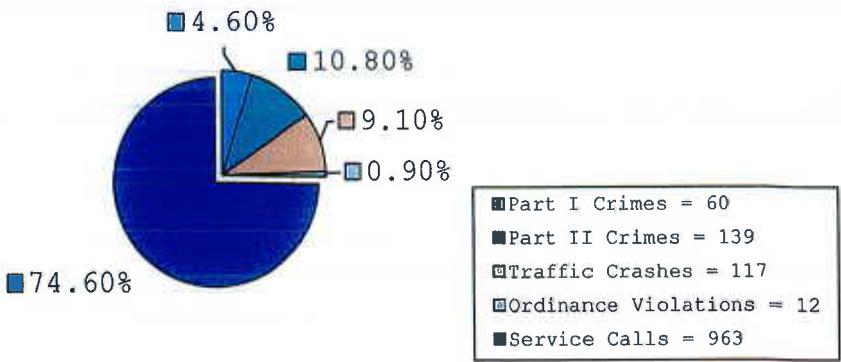
Manchester Township Activity



Manchester Township Activity by District

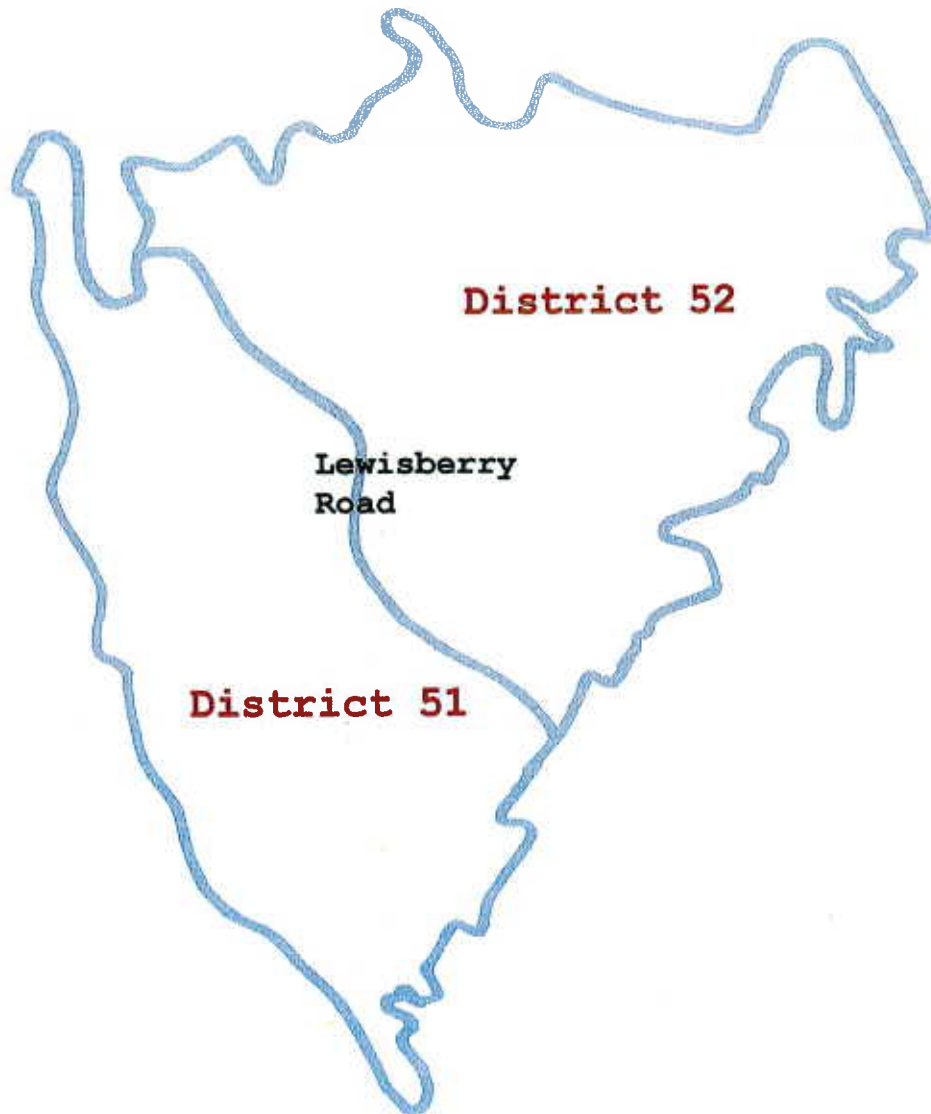
Incident Type	Totals	District 31		District 32		District 33	
Part I Crimes	434	128	29.4%	218	50.2%	88	20.4%
Part II Crimes	911	96	10.5%	653	71.7%	162	17.8%
Traffic Crashes	679	156	22.9%	443	65.3%	80	11.8%
Ordinance Violations	96	8	8.3%	51	53.1%	37	38.6%
Service Calls	6385	1181	18.5%	3767	59.0%	1437	22.5%

Paradise Township Activity

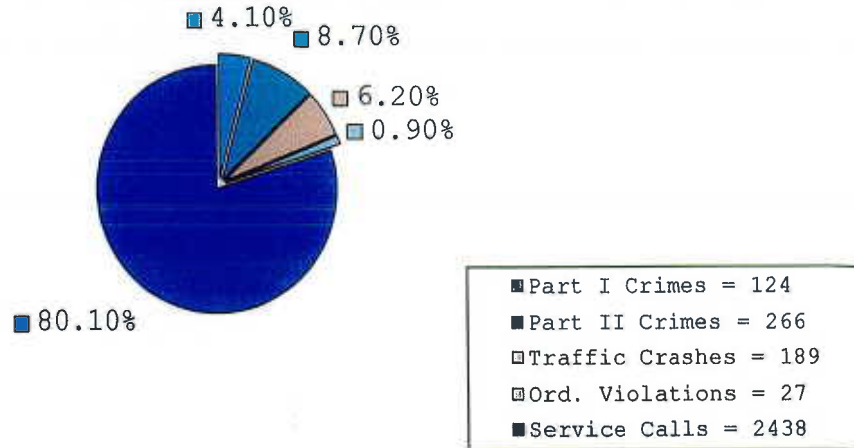


Total Calls	Part I Crimes	Part II Crimes	Traffic Crashes	Ordinance Violations	Service Calls
1291	60 4.6%	139 10.8%	117 9.1%	12 0.09%	963 74.6%

Conewago Township District Map




Conewago Township Activity



Conewago Township Activity by District

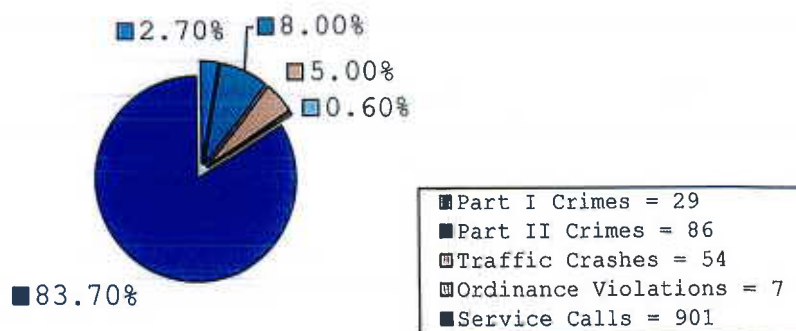
Incident Type	Totals	District 51		District 52	
Part I Crimes	124	46	37.6%	78	62.4%
Part II Crimes	266	99	37.3%	167	62.7%
Traffic Crashes	189	54	28.2%	135	71.8%
Ordinance Violations	27	5	19.2%	22	80.8%
Service Calls	2438	736	30.2%	1702	69.8%

North York Borough Activity



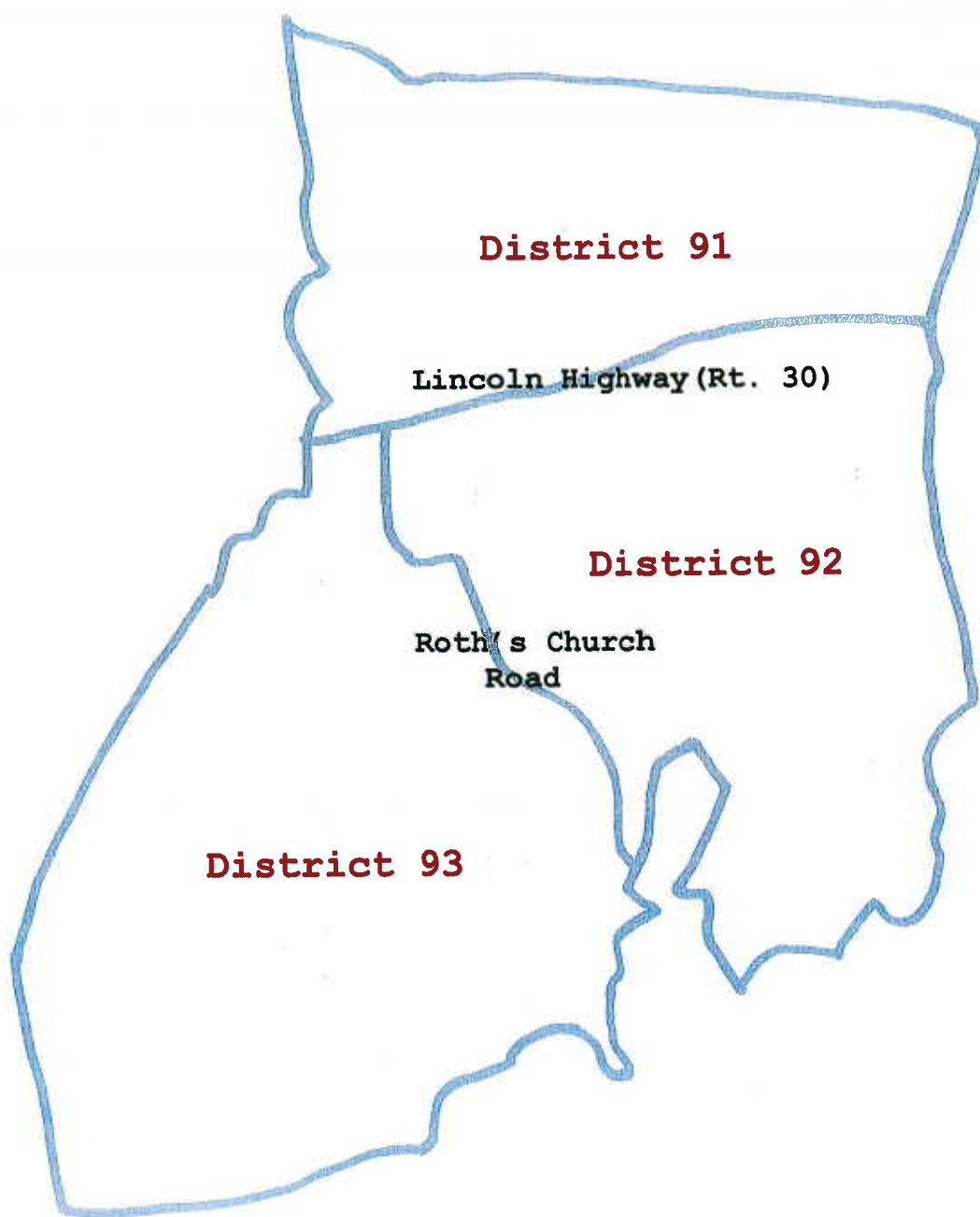
Total Calls	Part I Crimes	Part II Crimes	Traffic Crashes	Ordinance Violations	Service Calls
1588	62 3.9%	257 16.2%	87 5.5%	34 2.1%	1148 72.3%

Franklin Township Activity

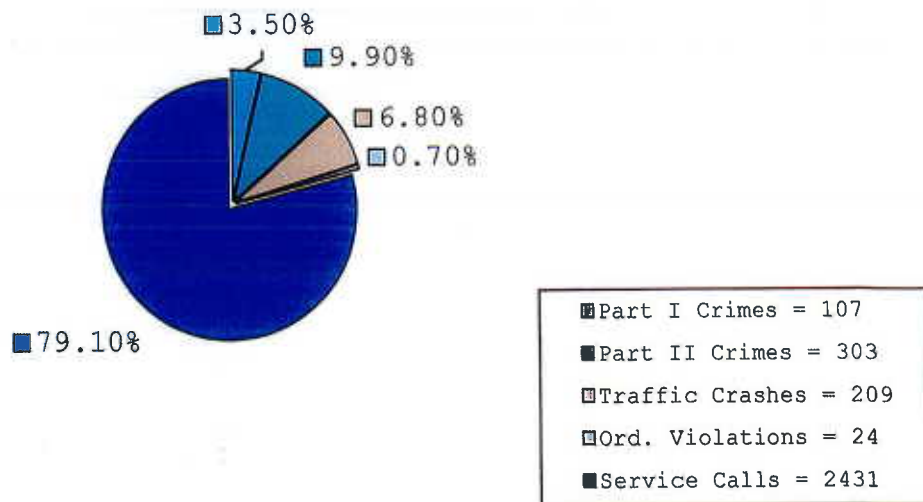


Total Calls	Part I Crimes	Part II Crimes	Traffic Crashes	Ordinance Violations	Service Calls
1077	29 2.7%	86 8.0%	54 5.0%	7 0.06%	901 83.7%

Jackson Township District Map



Jackson Township Activity



Jackson Township Activity by District

Incident Type	Totals	District 91		District 92		District 93	
Part I Crimes	107	50	47.3%	28	25.9%	29	26.8%
Part II Crimes	303	118	38.9%	95	31.4%	90	29.7%
Traffic Crashes	209	74	35.4%	80	38.3%	55	26.3%
Ordinance Violations	24	3	12.5%	15	62.5%	6	25.0%
Service Calls	2431	707	29.1%	912	37.5%	812	33.4%

Serious Crime

The 1,229 reported crimes classified as Part I Offenses under the FBI Uniform Crime Report System are the most serious crimes. Serious crime was up 0.33% (4 incidents) in our entire jurisdiction. Part I crimes include: Homicide, Manslaughter, Rape, Robbery, Aggravated Assault, Burglary, Theft, Auto Theft and Arson. Serious crimes were reported to municipalities numbering 354 cases in Dover Township (28 cases more than last year), 59 cases in Dover Borough (4 cases more than last year), 434 cases in Manchester Township (1 more case than last year), 60 cases in Paradise Township (26 cases more than last year), 124 cases in Conewago Township (15 cases less than last year), 62 cases in North York Borough (31 cases less than last year), 29 cases in Franklin Township (11 cases less than last year), and 107 cases in Jackson Township (2 cases more than last year). Our overall Department clearance rate for these crimes is **46.46%** compared to 43.10% in 2011. The Statewide clearance average in 2011 was 29.0%. The County average in 2011 was 32.10%.*

*Figures for state and county averages based on the most current UCR Data, which is 2011.

A breakdown of the Part I crimes over three years reported to our Department can be viewed on Table III.

TABLE III
PART I - CRIMES

CRIME CLASSIFICATION	REPORTED CASES 2010/2011/2012			2011/2012 INCREASE/DECREASE
HOMICIDE/INVOL MANS	2	0	2	+ 2
RAPE	9	16	4	- 12
ROBBERY	18	24	14	- 10
AGGRAVATED ASSAULT	22	54	35	- 19
BURGLARY	100	147	102	- 45
THEFT	910	936	1026	+ 90
AUTO THEFT	63	33	39	+ 6
ARSON	5	15	7	- 8
NYCRPD	1129	1225	1229	+ 4

A formula is available to numerically chart or indicate a municipality's crime rate in finite terms. The rate is determined by dividing 100,000 by a municipality's population; times the Part I reported crimes. The overall regional jurisdiction experienced an annual increase (0.33%) in the crime rate. Municipal crime rates appear for review on Table IV.

TABLE IV
MUNICIPAL CRIME RATE

MUNICIPALITY POPULATION	PT I CRIMES 2010/2011/2012	2012 CRIME RATE	2011/2012 INCR/DECR
DOVER TWP 21,078	306 326 354	1679.47	+ 132.83
DOVER BOROUGH 2,007	61 55 59	2939.71	+ 199.31
MANCHESTER TWP 18,161	394 433 434	2389.73	+ 5.50
PARADISE TWP 3,766	33 34 60	1593.20	+ 690.39
CONEWAGO TWP 7,510	159 139 124	1651.13	- 199.74
N YORK BOROUGH 1,914	77 93 62	3239.28	-1619.65
FRANKLIN TWP 4,678	28 40 29	619.92	- 235.15
JACKSON TWP 7,494	71 105 107	1427.80	+ 26.68
NYCRPD 66,608	1129 1225 1229	1845.12	+ 6.00

Less Serious Crime

The 2,798 reported crimes, classified as Part II offenses under the FBI Uniform Crime Report System are less serious crimes. Part II Crimes increases (90 cases) or 3.22% in 2012. Our overall Department clearance rate for these crimes was **83.49%** compared to 81.06% in 2011. The statewide clearance, Part II average in 2011 was 58.7% and the County average was 62.5%.* Our grand total clearance rate for both Part I and Part II crime was **72.19%** compared to 69.23% last year. A three-year review of these crimes appears on Table V. (*Figures for state and county averages based on the most current UCR Data, which is 2011.)

TABLE V
PART II CRIMES

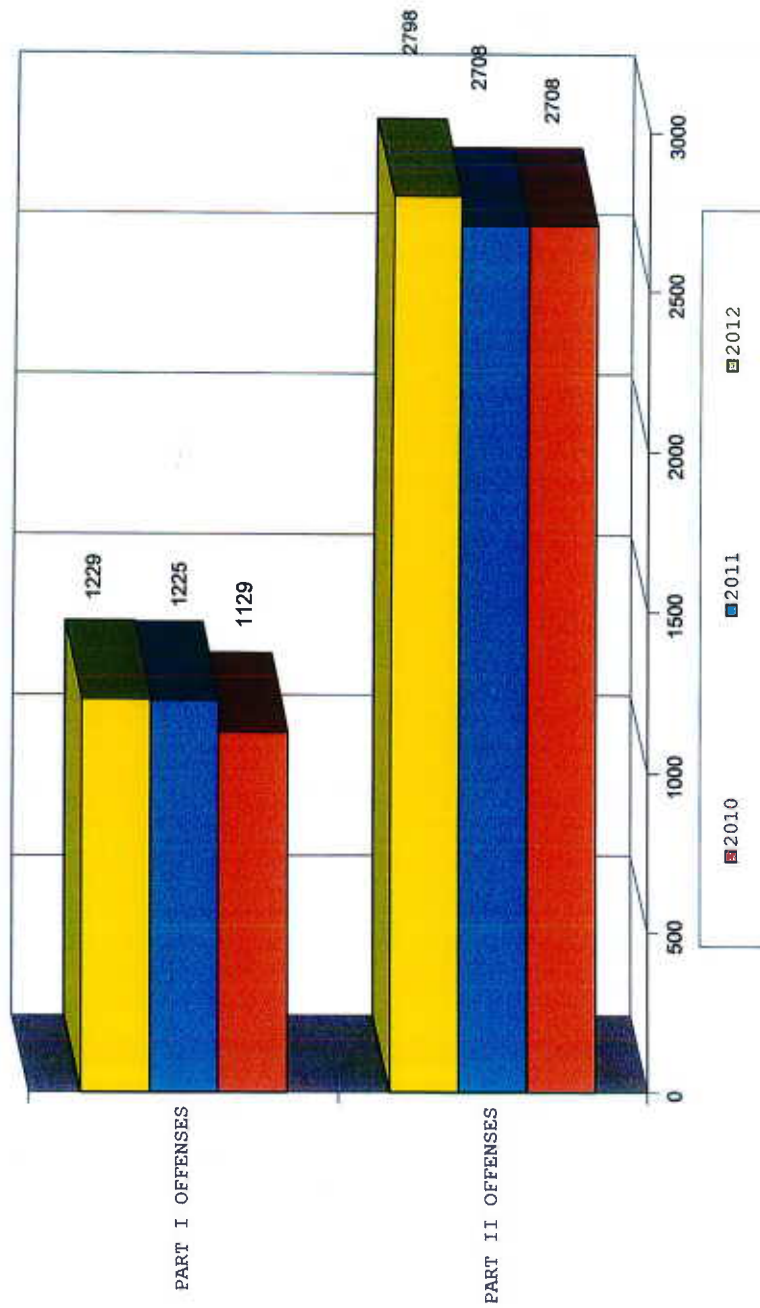
CRIME CLASSIFICATION	REPORTED CASES			2011/2012 INCREASE/DECREASE
	2010	2011	2012	
SIMPLE ASSAULT	555	547	604	+ 57
FORGERY	19	23	28	+ 5
FRAUD	147	110	87	- 23
EMBEZZLEMENT	0	1	0	- 1
STOLEN PROPERTY	7	8	3	- 5
VANDALISM	530	516	553	+ 37
WEAPONS	15	16	25	+ 9
PROSTITUTION	1	0	1	+ 1
SEX OFFENSES	19	58	57	- 1
DRUG LAWS	98	108	145	+ 37
GAMBLING	0	0	0	No change
FAMILY OFFENSES	4	5	7	+ 2
DUI*	394	472	424	- 48
LIQUOR LAWS	53	57	54	- 3
PUBLIC DRUNKENNESS	93	86	84	- 2
DISORDERLY CONDUCT	424	376	383	+ 7
OTHERS**	349	325	343	+ 18
NYCRPD	2708	2708	2798	+ 90

** See Appendix "A" (all other classifications under UCR;
does not include township/borough ordinances)

A three year review of Part I and Part II offense history is reflected on Chart IV.

CHART IV

PART I AND PART II OFFENSES CALL HISTORY



Service Calls

As mentioned earlier, national averages indicate that approximately 80% of all calls received by police will be "service" in nature. We found ours to be 85.04% this year. Municipalities as shown on Table VI received these 26,936 calls.

TABLE VI
MUNICIPAL CALLS FOR SERVICE

MUNICIPLTY	TOTAL CALLS			SERVICE CALLS			% OF TOTAL	
	2010	2011	2012	2010	2011	2012	2011	2012
Dover Twp	7451	7986	7368	6408	6924	6287	86.70	85.33
Dover Boro	1052	1148	989	864	962	821	83.79	83.01
Manch Twp	8405	8682	8505	7178	7409	7160	85.34	84.18
Parad Twp	1146	1259	1291	1016	1116	1092	88.64	84.58
Conew Twp	3061	3183	3044	2587	2777	2654	87.24	87.19
NYork Boro	1673	1601	1588	1363	1256	1269	78.45	79.91
Frank Twp	1202	1211	1077	1064	1105	962	91.25	89.32
Jacks Twp	2837	3075	3074	2510	2663	2664	86.60	86.66
NYCRPD	26827	28145	26936	22990	24212	22909	86.03	85.04

Alarms

Response to alarms is classified as a service call. After several municipal alarm ordinances were revised and fines were increased for false alarms, alarms, by and large, continued to decrease. However, this year, alarms increased by 1.3%.

In 2012, total alarm dispatches accounted for 1,759 of the total call load or 6.5%. Last year, alarms accounted for 1,735 of the total call load or 6.1%.

A municipal alarm overview, which compares the number of alarms to the total number of calls in each municipality, finds that we handled 316 or 4.2% in Dover Township, 48 or 4.8% in Dover Borough, 843 or 9.9% in Manchester Township, 47 or 3.6% in Paradise Township, 184 or 6.0% in Conewago Township, 70 or 4.4% in North York Borough, 40 or 3.7% in Franklin Township, and 211 or 6.8% in Jackson Township. The workload generated by alarms in the Support Services Section remains considerable due to the time-consumptive procedures for reporting, invoicing and the associated fiscal record keeping and payments to municipalities in accordance with the revised municipal ordinances.

Vehicle Accidents

Accident investigations are also classified within the concept of a service call. We again experienced a decrease in the accidents we investigated this year. The 1,737 accidents reflect a decrease of 20 crashes or 1.14% compared to 2011. Injury accidents investigated were 338, which increased by 30 from 2011. In addition, we investigated 2 fatal accidents (2 deaths) reflecting decrease of 6. (A municipal breakdown of this information is shown on Table VII.)

TABLE VII
MUNICIPAL ACCIDENT ACTIVITY

MUN	ACCIDENTS			INJURY ACC			FATAL ACC			DEATHS		
	10	11	12	10	11	12	10	11	12	10	11	12
DT	377	362	358	64	73	69	0	1	1	0	1	1
DVB	47	50	44	1	8	6	0	0	0	0	0	0
MT	739	706	679	107	99	123	1	2	1	1	2	1
PT	101	107	117	25	13	26	0	1	0	0	1	0
CT	187	192	189	34	43	42	0	0	0	0	0	0
NYB	90	80	87	16	9	10	0	0	0	0	0	0
FT	65	63	54	17	10	18	2	1	0	3	1	0
JT	204	197	209	44	53	44	1	3	0	2	3	0
NYP	1810	1757	1737	308	308	338	4	8	2	6	8	2

Over the past 10 years, 67 people were killed in fatal traffic accidents. We continue to seek ways to reduce accidents and save lives using various methods. The enforcement of traffic offenses continues to be of high priority. We hope that our uniformed presence during traffic enforcement will have some deterrent effect on not only the violator, but also the motoring public. We continue to offer educational programs to the public in defensive driving and addressing community concerns with traffic issues. We remain vigilant in reporting dangerous road conditions to both our municipalities and PennDot. Our goal is to continue all of these efforts in an attempt to make our highways safer.

FIELD SERVICES DIVISION
Criminal Investigation Section

The primary responsibility for follow-up investigations of serious crime is vested in the Criminal Investigation Section of the Field Services Division. This section is staffed with a Sergeant who supervises three full-time investigators and an officer temporarily detached from patrol.

The Detective Sergeant is responsible for the review of all criminal reports, supervision at all major crime scenes, staff review of all major criminal cases, liaison with other agencies regarding effective information exchange and coordination of investigative efforts, and preparing the Criminal Investigation Section schedule.

Other duties of the Criminal Investigation Section include:

- o Assist the Patrol Division with fatal accident and death investigations
- o Serves as the system manager of the Department's automated evidence management system--this includes tracking, retention, storage, and transportation of evidence for laboratory testing
- o Participating in crime prevention and reduction programs, which includes working specialized details in areas where criminal activities are prevalent
- o Surveillance and specialized electronic applications
- o Perform polygraph examinations
- o Investigation and reporting of complex and time intensive investigations, which require follow-up function and dedication of time-based assets
- o Liaison and analysis of information between Federal, State, and other local law enforcement agencies

Although Part I and Part II crimes showed a slight increase during 2012, the total number of cases referred to the investigative division decreased. The promotion of former investigators to the patrol supervision ranks is paying dividends. We can be more selective of the cases assigned to the investigative division which has yielded higher arrest numbers.

In 2012, 750 incidents were investigated by CID compared to 1,108 in 2011. Two of those cases were classified as homicide, which is two more than 2011. CID closed 694 or 92.53% of the 750 incidents investigated. CID produced 252 arrests in 2012 which was slightly up from the 249 produced in 2011. The breakdown of arrests is as follows. There were 165 felony arrests in 2012 compared to 159 in 2011. 74 misdemeanor arrests were produced by the unit in 2012 compared to 59 in 2011. There were 13 non-traffic summary arrests in 2012 which is down from 31 in 2011. It should be noted that during 2012 investigators consolidated 170 cases with existing charges, which was up from 142 in 2011. CID submitted 536 reports and 3,204 supplemental reports and catalogued 1,390 pieces of evidence.

The forensic analysis of computer related items continued this year for our agency and other police departments. This year, we analyzed 169 pieces of electronic equipment in 2012 which is up from 117 done in 2011. 94 pieces of equipment (49 computers and 45 cell phones) were analyzed for outside agencies. There were 75 pieces of equipment (37 computers and 38 cell phones) analyzed for our agency.

In 2012, there were 43 interviews conducted at the Children's Advocacy Center (CAC) compared to 60 interviews conducted at the CAC in 2011. The CAC is a neutral location used to interview children who are victims of sexual and physical abuse.

In the paragraphs that follow the reader is provided a brief synopsis of major crimes investigated within each municipality during 2012:

DOVER TOWNSHIP:

Three gang related robberies were investigated and solved during 2012. All the robberies occurred between known suspects and known victims. When investigating the motive portion of the robbery it was discovered that there is an element of Dover Township residents that have moved here from Baltimore, MD. These residents are attempting to establish a street gang in Dover, PA.

The treasurer of the Ashley Farms Home Owner's Association was charged with stealing \$60,000.00 from the HOA bank account.

DOVER BOROUGH

A woman was charged with Endangering the Welfare of her children after investigators found deplorable living conditions while investigating a SIDS death of an infant child in a home on S. Main St.

Investigators found a drug house and a marijuana grow operation on N. Main St. Arrests were made and the grow operation was destroyed.

MANCHESTER TOWNSHIP

A York City man was arrested for shooting another man during a fight at P.R.'s Bar. The man who was shot recovered from his injuries.

Two murders happened in Manchester Twp. in 2012 where the District Attorney is seeking the death penalty. A York City man stabbed his wife to death in the lobby of the Super 8 Motel.

A Manchester Township resident bludgeoned his girlfriend to death at her Cedar Village Dr. apartment.

PARADISE TOWNSHIP

Two men were arrested for a commercial burglary and a residential burglary of scrap metals. An investigator observed the suspects driving a vehicle seen on surveillance video the night of a burglary.

A 21 year old female resident was arrested for having sex with her 14 year old brother.

CONEWAGO TOWNSHIP

A township resident became a barricaded gunman after he eluded arrest for standing in his driveway and pointing a high powered rifle at passing motorists. CID was involved with this call from dispatch. After the man was arrested by the York County Quick Response Team (QRT) CID remained on scene into the night to process and collect evidence.

A township resident was arrested for 29 counts of identity theft after he opened fraudulent credit cards in the victim's names. This man obtained the names and personal information from his job at an insurance company.

NORTH YORK BOROUGH

Two men from York City were arrested for a residential burglary after a neighborhood canvas produced witnesses to the crime.

Two shootings occurred at Club Lux. Both actors were not borough residents. Through interviews and surveillance cameras both actors were identified and arrested.

FRANKLIN TOWNSHIP

Two non-residents were charged with daytime burglaries where cash was taken from the residence.

One juvenile township resident was charged with burglarizing his neighbor's property. The actor stole two ATVs and one dirt bike.

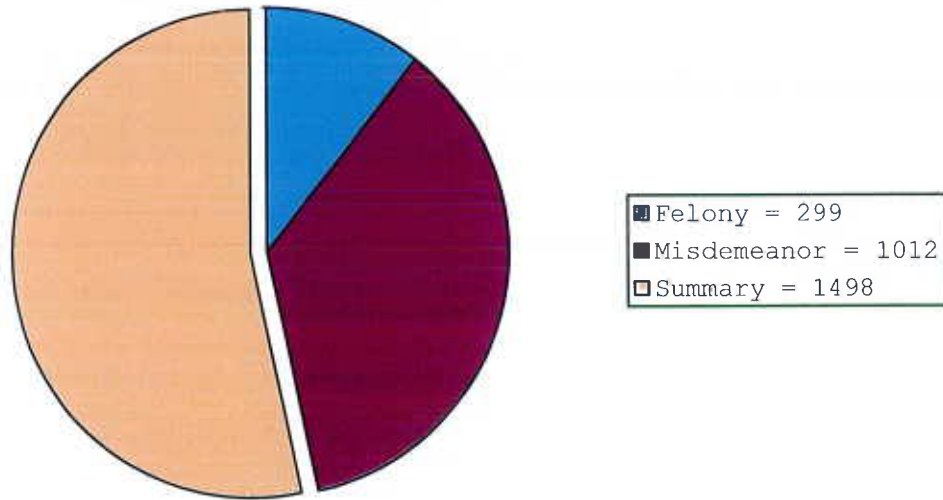
JACKSON TOWNSHIP

A township resident was arrested after an investigation revealed that he had been raping his step-daughters for several years.

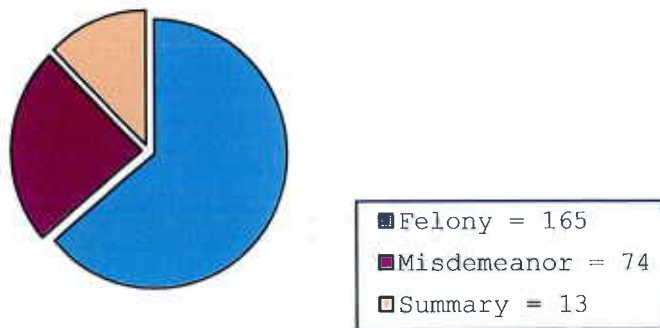
A local businessman was arrested for a \$223,409.00 theft. The theft was for ordering a shipment of catalytic converters and failing to pay for the items.

CHART V

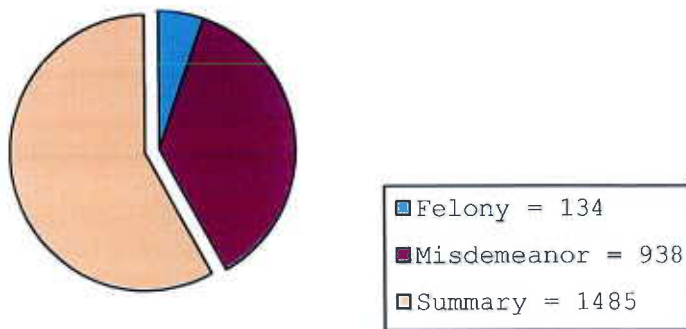
Total Department Criminal Arrests



Criminal Investigative Division Arrests



Patrol Division Arrests



Community Police Unit

The "Community Police Unit" presented a total of 58 programs in 2012, reaching out to over 5,600 people. Of these, 23 programs were presented to our local schools and more than 2,000 students were addressed through a variety of assemblies and in-class seminars. These programs ranged from personal safety issues to drug awareness. Also, the CPO Unit hosted 35 civic programs with 1,200 persons in attendance. There were 23 child car seat checks completed by our certified car seat technician.

Since 2011, the Department participated in the Drug Enforcement Administration's (DEA) National Drug Take-Back Program. This program offers the public a convenient way to dispose of unused and expired prescription medication. Twice during 2012 an officer was stationed at the Giant Food Store in Dover Township. On those two occasions, citizens deposited over 450 pounds of unused and expired medication.

Early November 2012, the York County Solid Waste Authority contacted the Department and purchased a permanent drug take back box for our lobby. The drug box is accessible to the public during business hours. Thus far, we have collected more than 70 pounds of prescription medication for destruction.

In addition, the Unit has also been involved with community concerns and activities with everything from problems with traffic flow and speeding motorists to the coordinating of benefit runs, parades, and block watch events. The Community Police Officer (CPO) instructed two classes in "Defensive Driving" involving 37 participants, age 16 and older. Throughout the history of the classes, the CPO unit has taught over 615 "students" this defensive driving program.

"Officer Dorothy" was utilized in 11 programs at the schools and at local civic events with more than 2,400 people attending. Several donations were received throughout the year for the "Officer Dorothy" Program, totaling \$776.00.



The Northern York County Regional Police Department held its first National Night Out Event on Tuesday, August 7, 2012 at the Union Fire and Hose Company in Dover Borough.

The premise behind National Night Out is to forge partnerships between law enforcement and members of the community to aid in crime prevention and create a safer community for families. The evening was a complete success!

Over 1000 members of our community attended National Night Out. The evening included a free community cookout with displays/demonstrations from local emergency responders, businesses, and social agencies. Activities for children included a bounce house, face painting, lacrosse, and a dunk tank. The event was made possible by donations from local businesses and corporate sponsorship.

The dunk tank was a huge success. Special thanks to dunk tank victims, Chief Mark Bentzel, District Attorney Tom Kearney, and Officer Bill Haller. The dunk tank raised over 400 non-perishable food items and monetary donations. All items collected were delivered to the Dover Area Food Bank!

The NYCRPD is grateful to the National Night Out Steering Committee, the Union Fire and Hose Company, the Dover Lions Club, and all the volunteers for their countless hours that made the inaugural National Night Out a colossal success.

School Resource Officer (SRO)

Since 2008, the NYCRPD has been providing a School Resource Officer to the Spring Grove Area School District. The SRO, based at the high school, works 1,560 hours annually. The SRO is responsible for all law enforcement related issues at all district facilities with the exception of York New Salem Elementary School and the District Administration Building. This program has been well received and has generated many positive student/officer relationships. The SRO coordinates all security issues for school-related events.

During 2012, 320 incidents were handled. This is 2 more than 2011. Of the 320 incidents, 215 or 67.1% were at the high school, 33 or 10.3% were at the middle school, 15 or 4.6% were at the intermediate school, 22 or 6.9% were at the elementary schools, and 35 or 10.9% of the incidents related to security at school events.

The SRO instructed 108 classes at Spring Grove Schools during the calendar year 2012. Through these instructional activities, the SRO had the opportunity to interact with nearly 2,600 students or 70% of the total enrollment of 3,700. A breakdown of the SRO's instructional activities by grade level is as follows:

- High School: 64 instructional activities, 1,325 students
- Middle/Intermediate Schools: 30 instructional activities, 574 students
- Elementary Schools: 14 instructional activities, 696 students

SUPPORT SERVICES DIVISION

Records Section

The primary responsibility for gathering, compiling, and disseminating information lies with the Records Section. A Corporal (who supervises the civilians) and three civilian employees staff this section. The role of the Records Section is to insure and coordinate the rapid and orderly flow of information between the various components of the police department. One of the many integral functions is to provide data entry into the automated information system. The members also provide other varied services, including the greeting of all visitors to departmental headquarters and processing all insurance or other outside requests for information. The staff assigned to Records processed nearly one million records in 2012.

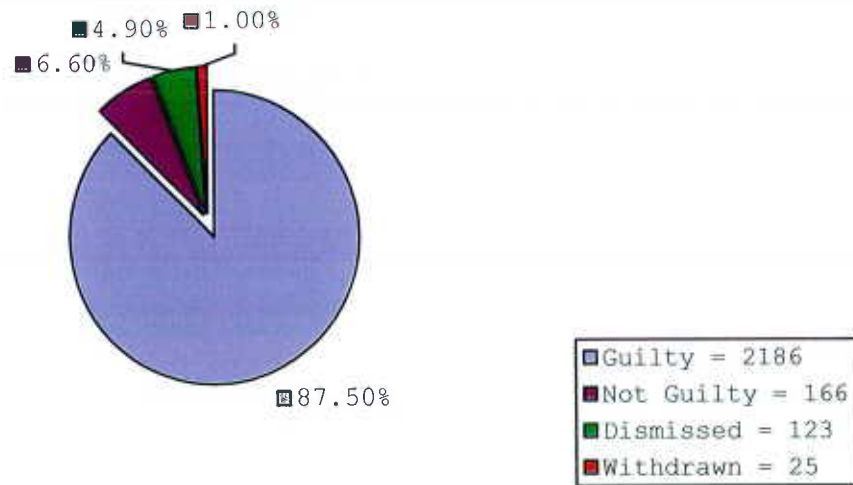
The information from the automated database continues to be vital in many tasks essential to department effectiveness and efficiency. These tasks include identification of crime patterns and trends, providing information to assist in the scheduling and distribution of manpower and the cohesive exchange of information with other agencies for the solution of crime.

Court Disposition Report

During 2012, 2,499 defendants exercised their constitutional option to a hearing at the District Court level. This is a 10.62% increase from 2011. Of the 2,499 hearings, 2,186 or 87.47% were found guilty in summary (traffic and non-traffic) cases. At the York County Court of Common Pleas, 129 defendants appeared which is a decrease of 9.79% from 2011. Of the 129 cases, 115 or 89.15% were convicted. The 129 cases represented felony and misdemeanor charges as well as Summary Appeals and Indirect Criminal Contempt of Court cases.

Of all court cases during 2012, 79.64% were held while the officer was on duty. Patrol officers had court appearances on duty 77.87% of the time and criminal investigators were on duty 100% of the time.

CHART VI
Total MDJ Hearings = 2,499



Total County Court Trials/Hearings = 129

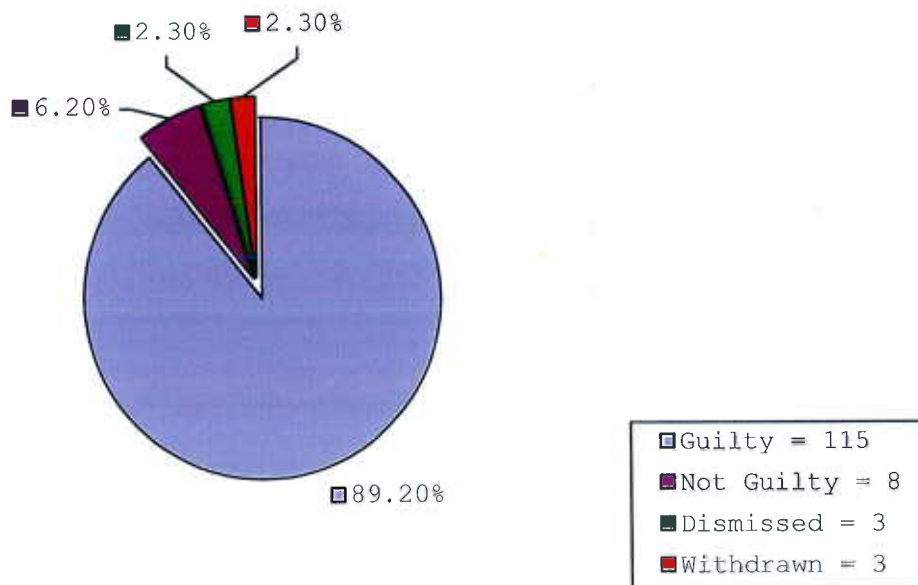
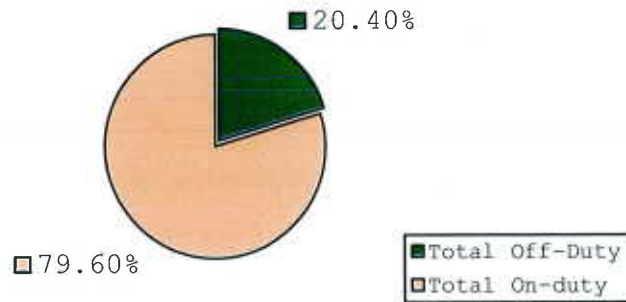
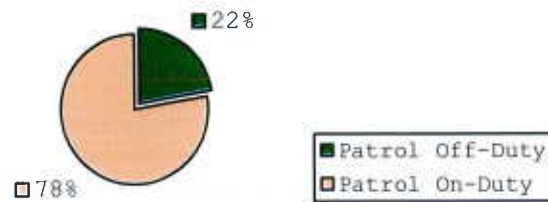


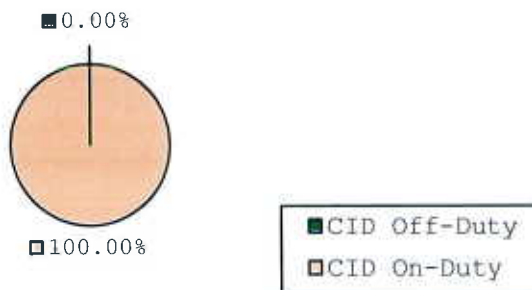
CHART VII
Total Hearings
Percent On-Duty/Off-Duty



Patrol Hearings On-Duty/Off-Duty



CID Hearings On-Duty/Off-Duty



Pennsylvania's Right to Know Law (Act 3 of 2008)

An added responsibility was placed on the Support Services Supervisor in the last two years that has become very time consuming. The "Right to Know" law required an "Open Records Compliance Officer" (ORCO), which currently is the supervisor of Support Services.

Throughout the year, there are many requests for documents by the public and other entities. These requests are handled by the ORCO. The process to respond to the requests is as follows:

- o Department receives written request for document
- o Document is researched and located
- o Document is reviewed to determine what information can be released
- o Redact all information that must be excluded
- o Provide a written response to the requestor
- o Maintain a written log of all requests and actions taken

In 2011, we processed 141 requests and 193 in 2012.

TRAINING REPORT

The Department continues to place strong emphasis on training. The philosophy of the Department being that mandated training is a minimum standard, not a maximum. The Department strives to avail all its members, both sworn and non-sworn, the opportunity to receive as much training as scheduling and budget permits. In addition to the annual training mandated by MPOETC, the Department affords both sworn and non-sworn staff the opportunity to attend a vast array of training in numerous functional areas. To that end, we were able to offer 4,217 hours of training during 2012.

The following training was attended by NYCRPD staff during 2012:

Accident Reconstruction	MCSAP Certification
ARIDE	MDC Certification
Alive at 25	Mechanics of Arrest
Basic Criminal Investigation	Missing and Abducted Children
Child Safety Seat Conference	Municipal Budgeting
Child Sexual Abuse	MPOETC In-Service Training
CLEAN Certification	Manadnock Baton Instructor
Complete Traffic Stops	NCIC Certification
CPR Certification	Outlaw Motorcycle Gangs
Crime Prevention Training	Payroll Law
Crime Scene Investigation	QUAD Active Shooter
Critical Incident Stress	Safe School Conference
Crime Scene Management	Shoe, Footprint, Tire Impressions
Death Investigations	Social Networking Investigations
Drug Identification	Special Impact Munitions Instructor
DUI Seminar	Standardized Field Sobriety Testing
ENRADD Certification	Street Gangs
EVOC Certification	Tactical Medicine
FATS (Firearm Training System)	UCR Training
Field Training Officer (FTO)	Understanding the Sovereign Citizen
Forensic Cell Phone Examiner	VASCAR Certification
Forensic Mapping	V-SPEC Certification
Glock Armorer	
Intro to Arson Investigation	
Litigation Seminar	
Law Enforcement Carbine	

TOTAL: 4,217 hours

FLEET REPORT

FLEET DEPLOYMENT

During 2012 the Department deployed twenty-four vehicles and seven trailers during its operations. The vehicles and trailers are organized into three distinct functional areas:

Patrol vehicles, Administrative vehicles and Special Service vehicles and trailers.



2011 Ford Crown Victoria

The fleet deployment is as follows:

2012 Fleet Deployment

Patrol Vehicles	Administrative Vehicles	Special Service Vehicles
2010 Ford Crown Victoria	2011 Ford Taurus	2007 Ford Explorer
2010 Ford Explorer	2007 Ford 500	1999 Carmate Trailer
2010 Ford Explorer	2006 Jeep Liberty	2001 SMART Trailer
2011 Ford Crown Victoria	2005 Ford Crown Victoria	2001 SMART Trailer
2011 Ford Crown Victoria	2004 Ford Explorer	2004 Carry-On Trailer
2009 Ford Crown Victoria	2002 Chevrolet Impala	2000 Kubota Tractor
2008 Ford Crown Victoria	2002 Ford Crown Victoria	2009 Trafcon Trailer
2011 Ford Crown Victoria	2000 Ford Crown Victoria	2009 Trafcon Trailer
2009 Ford Crown Victoria	1999 Ford Crown Victoria	2000 Chevrolet 3500
2011 Ford Crown Victoria	2008 Chevrolet Impala	
2008 Ford Crown Victoria		
2009 Ford Crown Victoria		
2008 Chevrolet Impala		



2013 Ford Police Interceptor

MILEAGE AND FUEL CONSUMPTION

During the delivery of police services in 2012, the fleet traveled a total of 607,231 miles and consumed 52,718 gallons of fuel. The average fuel economy was 11.52 mpg.

2012 Miles Traveled

Patrol Vehicles	Administrative Vehicles	Special Service Vehicles
506,463	94,631	6,137

RETIRED VEHICLES

The three vehicles sold at auction brought an average of \$2,697.00 return on the initial investment per vehicle. The vehicles had an average mileage of 135,707 and an average service life of 3.5 years for patrol vehicles and 15 years for the administrative vehicle. The amount each vehicle sold for and their description are as follows:

Vehicle	Mileage	Sales Price
2009 Ford Crown Victoria	142,766	\$3895.00
2008 Ford Crown Victoria	136,648	\$3300.00
1997 Chevrolet Blazer	127,709	\$895.00

VEHICLE DAMAGE

AT-FAULT ACCIDENTS

During 2012, the Department experienced a total of six accidents in which the officer was culpable. The monetary loss due to these accidents was \$4,661.31. This is a decrease in monetary loss of \$16,742.49 compared to 2011. Each of the responsible officers received disciplinary action for their negligence. Though six at-fault accidents are by no means acceptable, our overall safety record was good considering that the officers traveled 101,205 miles for every at-fault accident. Considering that the officers drive in every conceivable type of weather, often times in an emergency response mode, the number of accidents remains extremely low.

PRISONER DAMAGE

Occasionally, suspects who are in custody and secured within a patrol vehicle, intentionally inflict damage to the vehicle. Most often this results from suspects kicking the interior door panels or windows. During 2012, we experienced no prisoner damage. The officers did an exceptional job at securing and controlling prisoners while in Department vehicles.

WEBSITE

<http://nycrpd.org>

In early 2010, we recognized the need to improve upon our Department website. Our goal was to create a user-friendly site that could be used by the community, media, law enforcement, and others as a means to provide accurate and timely information.

The website provides easily accessible ways to contact the Department. Visitors can provide information to specific units such as traffic, criminal, and community policing. Department forms commonly requested by the public are printable from the website.

Below is a description of the activity added to our website in 2012:

- 253 Press Releases
- 35 Department News
- 7 Crime Prevention tips
- 12 Wanted
- 1 Megan's Law Notification

In 2012, www.nycrpd.org averaged 675 visitors a day, totaling more than 247,000 for the year. Since the new website was launched on April 23, 2010, more than 650,000 visitors have used our site. The project has been a huge success and additional enhancements will occur in 2013.

CONCLUSION

In 2012, we handled 26,936 calls, 1,209 less than 2011 for a 4.30% decrease. Seven municipalities decreased and one increased. The only increase is Paradise Township and the most dramatic decrease is Dover Borough. A breakdown of our overall jurisdiction and individual municipal activity appears on Table VIII.

TABLE VIII
CALLS FOR POLICE SERVICE

MUNICIPLTY	2010	2011	2012	2011/2012 % INCR/DECR	% OF TOTAL CALLS UNITS
DOVER TWP	7451	7986	7368	+ 7.18 - 7.74	27.35 31.22
DOVER BORO	1052	1148	989	+ 9.18 -13.85	3.67 3.30
MANCH TWP	8405	8682	8505	+ 3.30 - 2.04	31.58 34.01
PARAD TWP	1146	1259	1291	+ 9.86 + 2.54	4.79 5.08
CONEW TWP	3061	3183	3044	+ 3.99 - 4.37	11.30 9.64
NYORK BORO	1673	1601	1588	- 4.30 - 0.81	5.90 4.57
FRANK TWP	1202	1211	1077	+ 0.54 -11.07	4.00 3.81
JACKS TWP	2837	3075	3074	+ 8.39 - 0.03	11.41 8.37
NYCRPD	26827	28145	26,936	+ 4.91 - 4.30	100 100

When we consider the workload and the demands placed upon our staff, credit must continue to be directed to our individual members. Without question, the personnel associated with the Northern York County Regional Police Department are exceptional! As the studies have indicated, they do more work with less manpower, at less cost, when compared to others. It is through their efforts that the Department continues to provide quality service and at the same time, receive recognition that, to date has been a model for other organizations.

In order to continue to be able to do this, it should be realized that continued support and direction from the Board of Commissioners is imperative. On behalf of all the members--sworn and civilian alike--we are proud to have been provided the opportunity to serve our communities throughout 2012!!

Respectfully submitted,



Mark L. Bentzel
Chief of Police

dmw

CAVEAT: Although the year-end report is historically submitted and signed by the Chief of Police, it clearly represents the efforts of others. To wit, this report was generated with the assistance of several members of the Department, including Lt Lash, Lt Wasilko, Sgt Anderson, Cpl Foust, Ofc Allen, Ofc Wise, Ms. Wales, Ms. Stare, Ms. Mummert and Ms. Maughlin.

APPENDIX A

ALL OTHER CLASSIFICATIONS UNDER UCR

HARASSMENT

HARASSMENT BY COMMUNICATION

TERRORISTIC THREATS

TRESPASS

PUBLIC NUISANCE

FALSE REPORTS

FIREWORKS

RECKLESS ENDANGERING

CRUELTY TO ANIMALS

SCATTERING RUBBISH

OPERATING WITHOUT CONSENT

FALSE IMPRISONMENT

BLUE LAWS

SALE OF STARTER PISTOLS

PROJECTILES

IMPERSONATING PUBLIC SERVANT

OBSCENITY

RESISTING ARREST

CAUSING CATASTROPHE

FALSE ALARMS

OBSTRUCTING HIGHWAYS

UNLAWFUL RESTRAINT

TAMPERING WITH PUBLIC RECORDS

WITNESS TAKING BRIBE

FUGITIVE FROM JUSTICE

OBSTRUCTING ADMINISTRATION OF GOVERNMENT FUNCTION

PUBLIC UTILITIES

TAMPERING WITH WITNESSES

KIDNAPPING

TAMPERING WITH FIRE APPARATUS

CRIMINAL CONSPIRACY

NORTHERN YORK COUNTY REGIONAL POLICE DEPARTMENT
STATISTICAL YEAR TO DATE 2012

Year to Date	Dover Twp		Dover Boro		Manchester Twp		Paradise Twp		Conewago Twp.		North York Boro		Franklin Twp.		Jackson Twp.		NYCRPD		Clearance
PART I OFF.	open	closed	open	closed	open	closed	open	closed	open	closed	open	closed	open	closed	open	closed	open	closed	Rate
Homicide	0	0	0	0	2	2	0	0	0	0	0	0	0	0	0	0	2	2	100.00%
Inv.Mans	0	0	0	0	0	0	0	0	0	0	0	0	0	0	0	0	0	0	#DIV/0!
Rape	2	2	0	1	2	3	0	1	0	0	0	0	0	0	0	0	4	8	200.00%
Robbery	9	6	0	0	2	3	0	0	1	0	2	0	0	0	1	0	14	11	78.57%
Agg.Assault	6	7	0	1	8	7	4	4	1	1	9	7	1	1	6	5	35	33	94.29%
Burglary	24	12	5	1	21	18	9	6	16	10	7	3	7	4	13	9	102	63	61.76%
Theft	281	75	43	16	332	164	34	18	90	30	37	12	19	2	79	28	915	345	37.70%
Retail Theft	23	20	10	6	53	40	13	12	8	6	0	0	0	0	4	3	111	87	78.38%
Auto Theft	7	7	1	0	13	4	0	0	7	3	8	1	2	2	3	1	39	18	46.15%
Arson	2	2	0	0	1	1	0	0	1	0	1	1	0	0	2	0	7	4	57.14%
Totals	354	131	99	25	434	242	60	41	124	59	63	24	29	11	107	47	1228	871	71.46%
PART II OFF.	Dover Twp		Dover Boro		Manchester Twp		Paradise Twp		Conewago Twp.		North York Boro		Franklin Twp.		Jackson Twp.		Totals		
Simp.Assault	147	153	29	30	148	149	27	28	85	84	89	87	24	24	75	77	804	810	100.96%
Forgery	11	11	0	0	15	27	0	0	1	3	0	0	0	0	1	1	28	42	150.00%
Fraud	13	16	3	3	47	49	4	1	10	6	2	2	1	0	7	5	87	84	96.56%
Embezzlmt.	0	0	0	0	0	0	0	0	0	0	0	0	0	0	0	0	0	0	#DIV/0!
Rsp	0	0	0	0	3	2	0	0	0	0	0	0	0	0	0	0	3	2	66.67%
Vandalism	191	33	16	0	130	15	29	6	46	3	47	10	17	3	77	12	553	82	14.83%
Weap.Viol.	6	6	0	1	3	3	2	2	1	1	3	3	3	3	7	6	25	25	100.00%
Prostitution	0	0	0	0	1	0	0	0	0	0	0	0	0	0	0	0	1	0	0.00%
Sex Offenses	17	24	3	4	9	11	3	7	3	4	3	2	3	6	16	15	57	73	128.07%
Drug/Laws	26	27	8	8	59	58	2	2	18	17	18	17	3	3	11	12	145	144	99.31%
Gambling	0	0	0	0	0	0	0	0	0	0	0	0	0	0	0	0	0	0	#DIV/0!
Off.Family	3	4	0	1	1	1	1	1	1	1	1	0	0	0	1	1	7	9	128.57%
D.U.I.	76	73	5	6	236	247	30	31	15	15	26	25	9	8	25	24	424	430	101.43%
Liq.Laws	17	16	4	3	20	20	0	0	4	4	5	7	2	2	2	2	54	54	100.00%
Pub.Drunk	10	10	1	1	48	48	3	2	7	7	8	8	1	1	6	6	84	83	98.81%
Dis.Conduct	99	97	28	26	105	99	14	14	41	41	42	39	14	14	40	38	383	368	96.08%
Oth.Offense	111	107	12	13	84	74	24	24	34	33	34	33	9	10	35	36	343	330	96.21%
Totals	727	577	169	95	511	803	139	116	266	222	257	213	86	74	303	235	2798	2336	83.49%
Ord.Violations	83	81	11	11	96	94	12	11	27	26	34	33	7	7	24	23	294	286	97.28%
Loitering	0	0	0	0	0	0	0	0	0	0	0	0	0	0	0	0	0	0	#DIV/0!
Part 162 Off.	1881	708	168	121	1345	1045	199	157	396	272	319	237	115	85	410	283	4027	2907	72.19%
Service Calls	Dover Twp		Dover Boro		Manchester Twp		Paradise Twp		Conewago Twp.		North York Boro		Franklin Twp.		Jackson Twp.		Totals		
Other Calls	5846	5804	768	760	6385	6356	963	961	2438	2408	1148	1137	901	897	2431	2419	20878	20742	99.35%
M.V.Accidents	358	358	44	44	679	679	117	117	189	189	87	87	54	54	209	209	1737	1737	100.00%
TOTAL CALLS	7388	6961	989	936	8505	8174	1291	1246	3044	2895	1588	1494	1077	1043	3074	2933	26936	25672	95.31%

NORTHERN YORK COUNTY REGIONAL POLICE DEPARTMENT
STATISTICAL RECAP FOR YEAR TO DATE 2012

Year to Date	DOVER TWP.	DOVER BORO.	MANCHESTER TWP.	PARADISE TWP.	CONEWAGO TWP.	NORTH YORK BORO.	FRANKLIN TWP.	JACKSON TWP.	N.Y.C.R.P.D.
CRIMINAL									
Crim.Invest.Assigned	244	47	223	59	51	45	20	81	750
Crim. Invest.Closed	241	20	232	42	46	33	15	65	694
Crim.Arrests	614	115	888	125	227	230	74	253	2526

TRAFFIC SUMMARY									
Injury Accidents	69	6	123	26	42	10	18	44	338
Total Injuries	96	7	184	32	52	13	23	65	472
Fatal Accidents	1	0	1	0	0	0	0	0	2
Total Fatalities	1	0	1	0	0	0	0	0	2
Non Injury Accidents	288	38	556	91	147	77	36	165	1398
Total Accidents	358	44	679	117	189	87	54	209	1737
Citations Issued	2014	441	4284	484	789	407	896	825	10120
Warning Cards	664	177	1312	218	184	109	176	297	3137
Faulty Equip. Cards	458	82	817	133	130	145	28	189	1982
Parking Tickets	19	5	163	0	7	477	1	46	718
Parking Tkt .Warnings	18	0	13	0	0	1	2	11	45

ORD VIOLATIONS									
Abandoned Vehicles	9	0	19	2	3	8	1	6	48
Curfew	18	2	23	2	1	5	1	2	54
Other Ord.Violations	56	9	54	8	23	21	5	16	192