

# **NORTHERN YORK COUNTY REGIONAL POLICE DEPARTMENT**

## **2017 ANNUAL REPORT**



**DOVER TOWNSHIP  
DOVER BOROUGH  
MANCHESTER TOWNSHIP  
PARADISE TOWNSHIP  
CONEWAGO TOWNSHIP  
NORTH YORK BOROUGH  
FRANKLIN TOWNSHIP  
JACKSON TOWNSHIP**

**MATTHEW MENGES  
ROBERT DENTLER  
ROD BRANDSTEDTER  
CLARK CRAUMER  
LORRETA WILHIDE  
JERRY DUNCAN  
DAVID SPRIGG  
DAVID BROWN**

---

**MARK L. BENTZEL  
CHIEF OF POLICE**

## TABLE OF CONTENTS

Introduction _____	1
Staffing	
Municipal Units of Service _____	2
Organizational Chart _____	4
Personnel _____	5
Field Services Division	
Patrol Section	
Calls for Service _____	7
Activity – Department _____	8
Individual Municipality Overview _____	10
Serious Crime _____	27
Less Serious Crime _____	28
Service Calls _____	29
Vehicle Accidents _____	29
Criminal Investigation Section	
Responsibilities _____	30
Investigative Activity _____	31
Community Policing and School Resource Officers	
Community Programs _____	33
National Night Out _____	33
School Resource Officer Activity _____	34
Support Services Division	
Records Section _____	35
Court Disposition Report _____	35
Court Liaison Officer _____	35
Pennsylvania Right to Know Law _____	38
Training _____	39
Fleet Report _____	40
Social Media _____	43
Conclusion _____	44

**TABLE OF CONTENTS  
(CONTINUED)**

Directory of Tables and Charts

Table I	Municipal Units of Service _____	2
Table II	Overtime _____	2
Table III	Part I Crimes _____	27
Table IV	Municipal Crime Rate _____	27
Table V	Part II Crimes _____	28
Table VI	Municipal Calls for Service _____	29
Table VII	Calls for Police Service _____	45

Chart I	Overtime Hours _____	3
Chart II	Department Criminal Arrests _____	32
Chart III	Court Appearances - Conviction Rates _____	36
Chart IV	Court Appearances – On Duty/Off Duty _____	37

**TO: CHAIRMAN AND MEMBERS OF THE NORTHERN YORK COUNTY  
REGIONAL POLICE BOARD OF COMMISSIONERS**

**FROM: CHIEF MARK L. BENTZEL**

**SUBJECT: ANNUAL REPORT 2017**

## **INTRODUCTION**

In 2017, the Department experienced the busiest call load in our history. We finished our fourth year using 12 hour rotating patrol shifts. We have for the fourth year, seen positive results with this shift scheduling.

We have two years of complete data – 2016 and 2017 – to evaluate the heroin/opioid overdose issue plaguing each of our municipalities. In 2016, we administered Naloxone to 41 people in the jurisdiction. During 2017 a total of 59 people were given Naloxone – an increase of 18 people or more than a 30% increase over 2016. The heroin/opioid problem continues to drive crime in our communities and destroy families.

The Department had one retirement in 2017 and that position will be filled as soon as possible.

The governing body (the Commission) is comprised of one elected official from each municipality. As such, Mr. Matthew Menges represented Dover Township; Mr. Robert Dentler represented Dover Borough; Mr. Rod Brandstedter represented Manchester Township; Mr. Clark Craumer represented Paradise Township; Ms. Lorreta Wilhide represented Conewago Township; Mr. Jerry Duncan represented North York Borough; Mr. David Sprigg represented Franklin Township; Mr. David Brown represented Jackson Township. Mr. Joseph Rudolf from Clark Hill in Philadelphia, PA represented our Department and Commission as solicitor. Kochenour, Earnest, Smyser, and Burg conducted an audit of our financial records.

These eight municipalities together encompass 145 square miles or 15.9% of the total landmass for York County. In accordance with generally accepted population figures, service is provided to about 68,125 citizens. The population, by municipality, is Dover Township – 21,286, Dover Borough – 1,991, Manchester Township – 18,439, Paradise Township – 3,870, Conewago Township – 7,896, North York Borough – 1,974, Franklin Township – 4,885, and Jackson Township – 7,784.

## STAFFING

### Units of Service

In keeping with the dictates of the "Articles of Agreement", municipalities purchase time by using a "unit of service" concept. Units are currently measured by a formula of 10 hours equaling one unit. Time is monitored in fifteen-minute increments on a daily, weekly and annual basis. This year, the Department managed 106,080 hours of service—102,960 hours of service to the municipalities and an additional 3,120 hours contracted to Spring Grove School District and Dover Area School District. These hours are specifically earmarked to/for our School Resource Officer's efforts in schools.

**TABLE I  
MUNICIPAL UNITS OF SERVICE**

MUNICIPALITY	HOURS		BALANCE	
	Week	Year	Hours	Percent
Dover Twp	620	32,240	14	0.0004
Dover Borough	70	3,640	-9.46	-0.0026
Manchester Twp	630	32,760	5.1	0.0002
Paradise Twp	100	5,200	31.88	0.0061
Conewago Twp	200	10,400	-49.38	-0.0047
North York Boro	90	4,680	20.58	0.0044
Franklin Twp	75	3,900	-10.01	-0.0026
Jackson Twp	175	9,100	-5.95	-0.0007
NYCRPD	1,960	101,920	-3.24	-0.000032

In addition to the unit time, another 742.15 hours of overtime was worked throughout the year. This was **89.46** hours more than last year. This overtime information is depicted on Chart I.

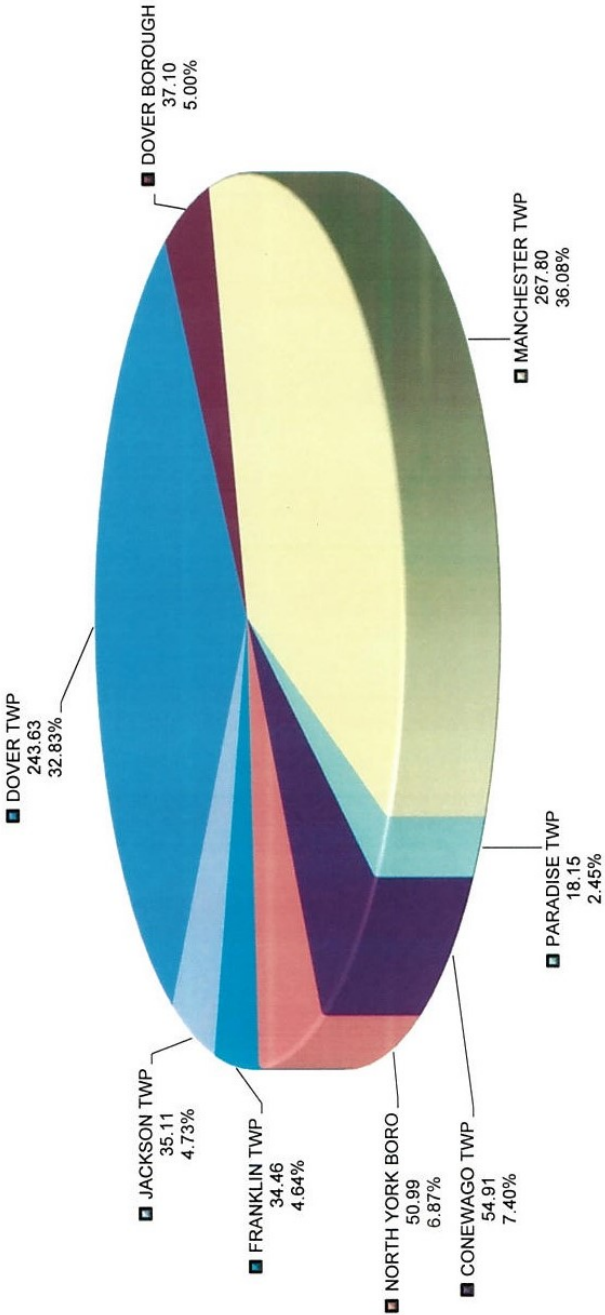
Also, several other overtime duty details—York County Drug Task Force, Center for Traffic Safety DUI Checkpoints, United States Marshal's Fugitive Task Force, FBI-Philadelphia Crimes Against Children Task Force and private duty details—were completed for a total reimbursement of \$81,558.07/1,173.20 hours. The 742.15 hours of overtime, plus the additional 1,173.20 hours of billed overtime.

**TABLE II  
OVERTIME**

Center for Traffic Safety	237.25
United States Marshal Service	74.00
FBI- Crimes Against Children	334.00
York County Drug Task Force	301.50
Private Duty Details	226.45
<b>TOTAL REIMBURSED HOURS</b>	<b>1173.20</b>

Dover Township	243.63
Dover Borough	37.10
Manchester Township	267.80
Paradise Township	18.15
Conewago Township	54.91
North York Borough	50.99
Franklin Township	34.46
Jackson Township	35.11
<b>TOTAL MUNICIPAL HOURS</b>	<b>742.15</b>

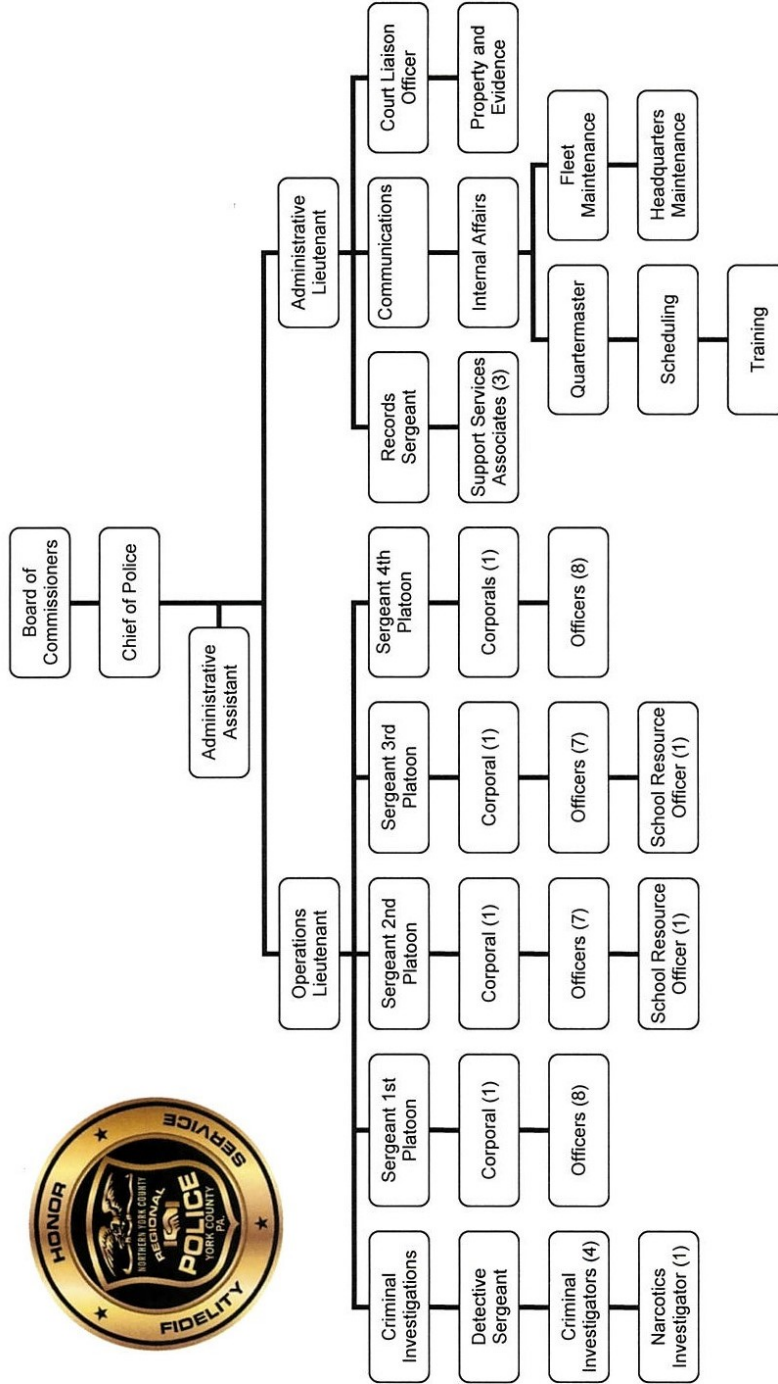
CHART I  
OVERTIME HOURS



DOVER TWP	DOVER BOROUGH	MANCHESTER TWP	PARADISE TWP
CONEWAGO TWP	NORTH YORK BORO	FRANKLIN TWP	JACKSON TWP

2017 TOTAL HOURS = 742.15

# NORTHERN YORK COUNTY REGIONAL POLICE DEPARTMENT ORGANIZATIONAL CHART



## PERSONNEL

<u>NAME</u>	<u>RANK</u>	<u>ASSIGNMENT</u>
Mark L. Bentzel	Chief of Police	Administration
David L. Lash	Lieutenant	Operations
George Wasilko	Lieutenant	Administration
Gregg A. Anderson	Sergeant	Support Services
Jeremy J. Neidigh	Sergeant	Patrol
John C. Migatulski	Sergeant	Investigations
John J. Vaughn II	Sergeant	Patrol
Jack C Asper II	Sergeant	Patrol
J. Jeffrey Sierotowicz	Corporal	Patrol
James E. Kulak Jr.	Sergeant	Patrol
Cody M. Becker	Corporal	Patrol
Christopher A. Irwin	Corporal	Patrol
John P. Morley	Corporal	Patrol
Donald L. Godfrey Jr.	Officer	Patrol
Michael L. Hoffman	Officer/Retired	Patrol
Mark W. Allen	Officer	Patrol/SRO
Joseph T. Jones	Officer	Patrol/CLO
Todd E. Wise	Officer	Patrol
Joel A. Hopta	Officer	Patrol
Jody L. Brininger	Officer	Patrol
Patrick G. Gartrell Jr.	Officer	Investigations
Michael Hine	Officer	Investigations
Daniel E. Sanger	Officer	Patrol
Edward A. Pague	Officer	Patrol
Jason D. Greco	Officer	Patrol
Matthew T. Chetaitis	Officer	Patrol/SRO
Mark E. Baker	Officer	Investigations
Robert H. Ryman	Officer	Investigations
William D. Haller	Officer	Investigations
Isaiah E. Emenheiser	Officer	Patrol
Stephen E. Lebo	Officer	Patrol
Daniel W. Zimmerman	Officer	Patrol
Erika L. Eiker	Officer	Investigations
Stephen K. McClure	Officer	Patrol
Andrew W. Miller	Officer	Patrol
Jonathan A. Bailey	Officer	Patrol
Matthew S. Straub	Officer	Patrol
Zachary T. Grey	Officer	Patrol
Noah S. Potteiger	Officer	Patrol
Matthew T. Cicale	Officer	Patrol
Kevin S. Mengel	Officer	Patrol
Maxwell A. Ruby	Officer	Patrol
Andrew D. Shaffer	Officer	Patrol
Patrick T. McBreen	Officer	Patrol
William I. Nailor	Officer	Patrol
Tyler J. Zeller	Officer	Patrol
Tanner N. Tyson	Officer	Patrol
Gage M. Baumgardner	Officer	Patrol
Michael J. Gragg	Officer	Patrol
Derek A. Snyder	Officer	Patrol
David M. Englar	Officer	Patrol
Casey I. McCauslin	Officer	Patrol

<b><u>NAME</u></b>	<b><u>RANK</u></b>	<b><u>ASSIGNMENT</u></b>
Diane M. Wales	Admin Assistant	Administration
Lisa M. Maughlin	Sr Supp Serv Assoc	Support Services
Rendy L. Stare	Supp Serv Assoc I	Support Services
Lori A. Mummert	Supp Serv Assoc II	Support Services

Thirty five (35) members of the Department missed no sick time during 2017. Among those members are Lts. Lash and Wasilko, Sgts Anderson, Asper, Kulak, Migatulski, Neidigh and Vaughn, Cpls Becker, Irwin and Morley and Officers Baily, Baumgardner, Cicale, Eiker, Englar, Godfrey, Gragg, Greco, Haller, Jones, McBreen, McCauslin, Mengel, Nailor, Pague, Potteiger, Ruby, Ryman, Snyder, Tyson, Wise and Zeller as well as Ms. Maughlin and Ms. Mummert. Many of these members have not missed a day in years. The sworn members missed an average of 0.518 days this year which is down from 2016. The non-sworn member average was 2.45 days compared to 1.25 days during 2016. Three sworn members were on leave for surgeries and were not calculated in the average.

This year we experienced 3 Worker's Compensation claims – two less than last year. The Department established a Safety Committee to review duty-related injuries, discuss ways to prevent injuries, and improve the overall safety of employees while working.

The Department and its members received 69 commendations this year. Fifty-one commendations recognized individual officers or groups of officers and 18 commendations recognized the Department. The Officers and the Department were commended for a job well done by:

York Revolution	Glatfelter Memorial Library
900 Blk North Duke Street Residents	York County Center for Highway Safety
Central York School District	Leib Elementary
Cub Scouts Pack #150	Olyphant Police Department
Heritage Senior Center	Susquehanna Township Police Department
Retired Officer of NYCRPD	Stillmeadow Church
North Salem Elementary School	Dover 10 Miler
Spring Grove Area School District	Department of Justice - FBI
Strinestown Church	CAB Students of Dover
New Hope Ministry	

We are very proud of this recognition by our peers and the public. The Chief and the Board of Commissioners recognized another 35 officers involved in 5 incidents for their work in 2017. Officer Andrew Miller was named the Department's Officer of the Year.

The Department investigated two conduct complaints that resulted in a suspension or termination. Three other infractions occurred and were investigated which resulted in discipline less than a suspension. In this area, we will continue to focus our efforts on improving.

**FIELD SERVICES DIVISION  
Patrol Section**

Calls for Service

In order to understand the workload demands placed on the Department, it is important to have a historical perspective. In other words, where have we come from and where might we be going. To that end, we offer the following ten-year recap of activities. Our base year for this purpose is 2008.

<u>Year</u>	<u># Calls</u>	<u>% Increase/Decrease</u>
2008	26,632	- 3.06
2009	25,440	- 4.48
2010	26,827	+ 5.45
2011	28,145	+ 4.91
2012	26,936	- 4.30
2013	25,893	- 3.87
2014	26,127	+ 0.90
2015	26,707	+ 2.22
2016	28,616	+ 7.15
2017	28,919	+ 1.05

This year our call load showed an increase of 1.05%. In 2017, we serviced 28,919 calls for police assistance, which are 303 more calls than the previous year. 2017 marked the highest total calls serviced in Department history. Therefore, our ten-year annualized average increase is 5.97%, which is a yearly average increase of 0.597%.

At this point, we will discuss, in some detail, the 28,919 calls serviced. As you review this information, it might be beneficial to understand how authorities look at police activity. Experts report (and authorities generally agree) that of all the calls received for police assistance, approximately 20% will be "Criminal" in nature and 80% will be "Service" in nature. Our figures indicate that 12.94% (3,742) of our total calls (28,919) were criminal in nature and 87.02% (25,177) were service in nature. Therefore, we appear to be experiencing a less than average amount of criminality and a higher than average amount of service activity in our jurisdiction when compared to the norm.

A breakdown of our total activity has been charted in five general areas. Calls that are criminal in nature, as defined by the Uniform Crime Report, are a combination of 798 Part I offenses and 2,944 Part II offenses. Calls that are service in nature are a combination of 1,781 traffic accidents investigated, 379 ordinance violations and 23,017 incidents that have not been classified as criminal in nature and may best be described as service calls.

### Activity

The Field Services Division, Patrol Section, issued 12,405 traffic citations this year. This is a decrease of 1,333 compared to 2016. For historical reference, our traffic enforcement index has, in the past years, moved both higher and lower.

The Board should know that the enforcement index is determined by dividing the number of injury/fatal accidents into the number of citations issued. An optimum enforcement index is 10-20 citations for every injury accident according to authorities in the field. A five year overview is as follows:

<u>Year</u>	<u>Citations</u>	<u>Injury/Fatal Accidents</u>	<u>Traffic Enforcement Index</u>
2017	12,405	269	46.12
2016	13,738	310	44.32
2015	10,973	313	35.05
2014	13,245	240	55.18
2013	10,286	309	33.28

TRAFFIC ENFORCEMENT	2016	2017	16/17
Citations	13738	12405	-1333
Written Warnings	3818	3063	-755
Faulty Equipment Cards	2020	1354	-666
Parking Tickets	223	269	46
Abandoned Vehicles	99	137	38
Parking Warnings	13	62	49

Patrol conducted no less than 17,290 traffic-related investigations in 2017 or more than 47 per day, on average, or almost 2.0 each hour of every day. None of this activity is classified as a reportable case and, therefore, is not tallied in the call-load figures expressed elsewhere on this report. Again, the Board should understand that this is self-initiated activity and not counted as a call or calls.

In 2017, 333 persons were charged with "Driving Under the Influence" (DUI), which decreased from 373 DUIs effected in 2016. Northern York County Regional Police officers continue to arrest intoxicated drivers at a far greater rate than their counterparts across the state. A ten-year recap illustrates the efforts made to keep our citizens safe.

2017 - 333  
2016 - 373  
2015 - 393  
2014 - 365  
2013 - 431  
2012 - 424  
2011 - 472  
2010 - 394  
2009 - 398  
2008 - 369

During this period, we have arrested 3,952 persons for DUI or an average of 395.2 per year.

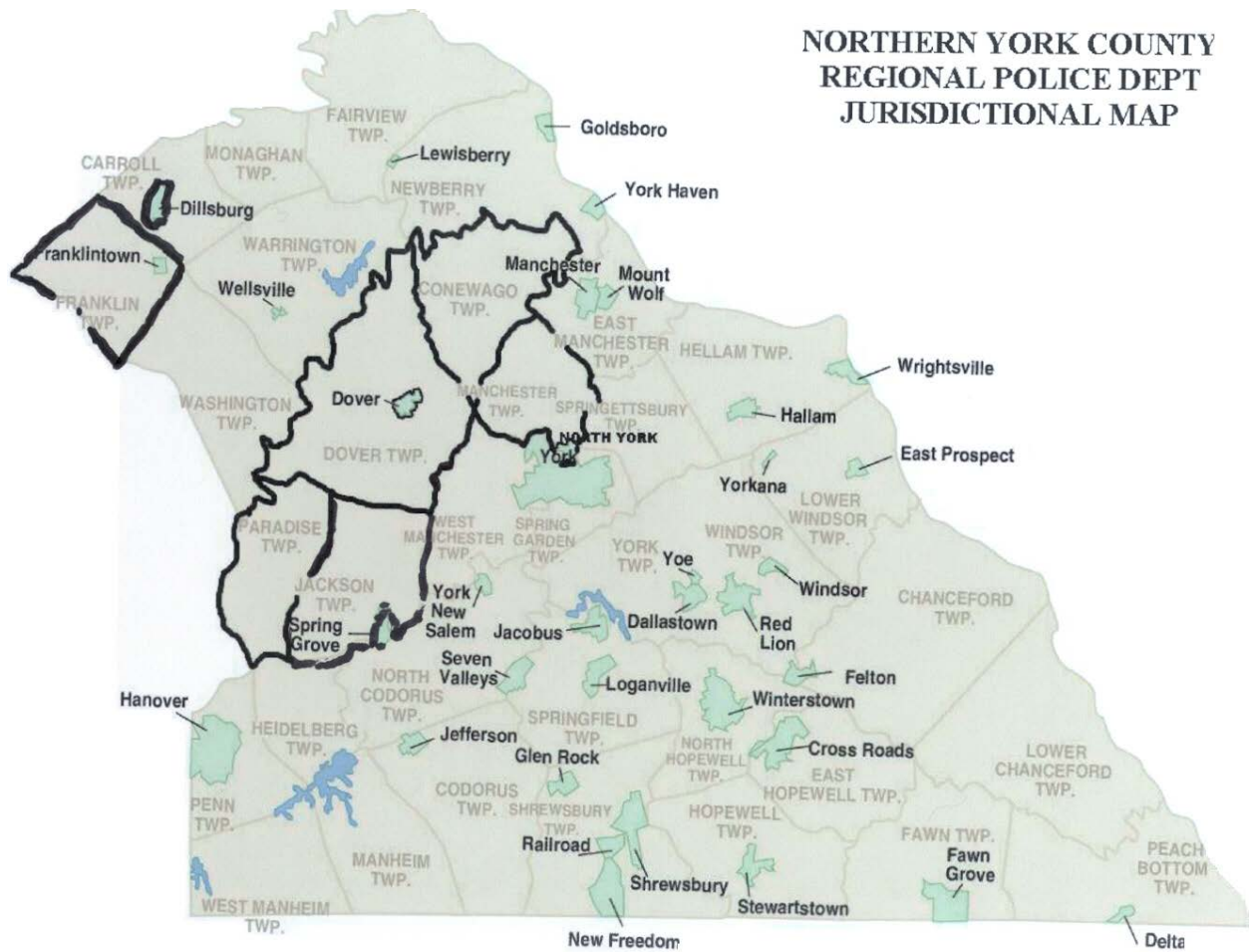
There were 83 drunk drivers involved in motor vehicle accidents, which reflects 24.92% of the total drivers charged with DUI. Of the 333 people arrested, 231 or 69.38% were male and 101 or 30.62% were female. Those arrested for DUI, on average, had a blood alcohol concentration of .169% more 2.11 times the legal limit. The highest blood alcohol reported in 2017 was .409% or 5.11 times the legal limit.

There were 19 DUI offenders who were under the age of 21. This accounted for 5.71% of the total.

DUI arrests, where drugs are the cause of intoxication, are classified by the higher UCR value attached to drug usage. During 2017, seventy-five (75) "Drivers Under the Influence" were found to be under the influence of drugs and, therefore, charged with DUI/Drugs and, as a result, removed from the population of traditional "Drivers Under the Influence" for accurate reporting.

The Department also engaged in a York County program called "Target 25". Statistically, 25% of the DUI offenders have been charged with DUI previously. Offenders that are not first time offenders are charged, and arraigned and placed under supervision immediately. The purpose of this program is to monitor repeat offenders quicker, thus making the roadways safer. During 2017, we processed 115 offenders as "Target 25".

# INDIVIDUAL MUNICIPALITY OVERVIEW



<b>DOVER TOWNSHIP</b>	<b>2015</b>	<b>2016</b>	<b>2017</b>	<b>16/17</b>
Service Hours per Week	620	620	620	0
Overtime Hours	307.38	186.04	243.63	57.59
<b>SERIOUS CRIME-PART I OFFENSES</b>				
Homicide/Inv. Manslaughter	0	0	1	1
Rape	0	6	0	-6
Robbery	2	3	0	-3
Aggravated Assault	6	2	2	0
Burglary	30	22	25	3
Theft	153	162	179	17
Auto Theft	4	9	6	-3
Arson	1	2	1	-1
<b>*TOTAL PART I CRIMES</b>	<b>196</b>	<b>206</b>	<b>214</b>	<b>8</b>
<b>CRIME RATE/CRIMES PER 100,000</b>	<b>929.88</b>	<b>967.77</b>	<b>1005.36</b>	<b>37.58</b>
<b>LESS SERIOUS CRIME - PART II OFFENSES</b>				
Simple Assault	154	149	151	2
Forgery	5	14	9	-5
Fraud	22	33	47	14
Receiving Stolen Property	1	4	2	-2
Vandalism	146	99	92	-7
Possession of Weapons	3	7	7	0
Prostitution	0	0	0	0
Sex Offenses	6	32	37	5
Drugs Laws	72	91	59	-32
Family Offenses	4	26	27	1
DUI	47	51	43	-8
Liquor Law	4	6	3	-3
Public Drunkenness	16	12	16	4
Disorderly Conduct	111	105	129	24
All Others	101	133	121	-12
<b>*TOTAL PART II CRIMES</b>	<b>692</b>	<b>762</b>	<b>743</b>	<b>-19</b>
<b>TOTAL CRIMINAL ARRESTS</b>	<b>546</b>	<b>559</b>	<b>540</b>	<b>-19</b>
<b>MUNICIPAL ORDINANCE VIOLATIONS</b>				
Abandoned Vehicles	31	37	26	-11
Curfew Violations	8	7	5	-2
Other Ordinance Violations	37	41	56	15
<b>*TOTAL ORDINANCE VIOLATIONS</b>	<b>76</b>	<b>85</b>	<b>87</b>	<b>2</b>
<b>CRASH DATA</b>				
Injury Accidents	67	67	64	-3
Non-Injury Accidents	312	264	283	19
Fatal Accidents	0	1	2	1
<b>*TOTAL CRASHES</b>	<b>379</b>	<b>332</b>	<b>349</b>	<b>17</b>
<b>*ALL OTHER CALLS</b>	<b>6430</b>	<b>6824</b>	<b>6692</b>	<b>-132</b>
<b>* = TOTAL CALLS FOR SERVICE</b>	<b>7773</b>	<b>8209</b>	<b>8085</b>	<b>-124</b>

<b>DOVER TOWNSHIP</b>	<b>2015</b>	<b>2016</b>	<b>2017</b>	<b>16/17</b>
<b>ENFORCEMENT - TRAFFIC</b>				
Traffic Citations	1819	2378	2309	-69
Warnings/Equipment Violations	1201	726	961	235
Parking Tickets/Warnings	74	31	22	-9
Traffic Enforcement Index	27.15	34.97	34.98	0.01
<b>ALARM DATA</b>				
Burglary	223	200	220	20
Fire	37	44	34	-10
Hold Up/Panic	27	18	16	-2
Medical	26	33	29	-4
<b>OTHER NOTABLE CALLS</b>				
Non-Criminal Death Investigations	29	21	22	1
Mental Health Calls	87	84	90	6
Non-Criminal Domestics	160	121	138	17
Naloxone	4	5	7	2
Warrants	44	58	87	29
PFA Filed		77	67	-10
<b>CRIMINAL INVESTIGATIONS</b>				
Criminal Investigations Assigned	280	381	344	-37
Criminal Investigations Closed	207	332	288	-44
Criminal Arrests	546	559	540	-19

Fox Beverage reports a Burglary where actors entered the business overnight through a window. The scene was processed and through investigation, two juvenile males, ages 13 and 14 were arrested for breaking in to the establishment and stealing cash and alcoholic beverages.

A 34 year old man from York City was arrested for Burglarizing a home on Oakland Road and stealing jewelry and electronics. The items were pawned at a local shop which ultimately connected him to the crime.

A 15 year old female was arrested for Auto Theft, Burglary and other charges after she went on a 10 day crime spree in the Dover area. She broke into three different homes, stole from five different cars and ultimately stole a motor vehicle. She was responsible for other stolen cars in multiple jurisdictions, in one instance, she fired a shot from a stolen handgun at the car owner.

A Critical Incident Response Exercise (CIRE) was held at North Salem Elementary School in conjunction with Dover Area School District – over 50 police officers from York and Lancaster Counties participated.

<b>DOVER BOROUGH</b>	<b>2015</b>	<b>2016</b>	<b>2017</b>	<b>16/17</b>
Service Hours per Week	70	70	70	0
Overtime Hours	46	43.09	37.1	-5.99
	55			
<b>SERIOUS CRIME-PART I OFFENSES</b>				
Homicide/Inv. Manslaughter	0	0	0	0
Rape	0	0	0	0
Robbery	1	0	0	0
Aggravated Assault	1	0	1	1
Burglary	1	3	2	-1
Theft	20	23	27	4
Auto Theft	0	2	0	-2
Arson	1	0	0	0
<b>*TOTAL PART I CRIMES</b>	<b>24</b>	<b>28</b>	<b>30</b>	<b>2</b>
<b>CRIME RATE/CRIMES PER 100,000</b>	<b>1195.81</b>	<b>1406.33</b>	<b>1506.78</b>	<b>100.45</b>
<b>LESS SERIOUS CRIME - PART II OFFENSES</b>				
Simple Assault	23	22	33	11
Forgery	0	1	0	-1
Fraud	3	3	5	2
Receiving Stolen Property	0	0	0	0
Vandalism	17	9	13	4
Possession of Weapons	3	1	4	3
Prostitution	0	0	0	0
Sex Offenses	2	4	3	-1
Drugs Laws	8	11	16	5
Family Offenses	0	1	2	1
DUI	12	6	13	7
Liquor Law	3	0	0	0
Public Drunkenness	2	2	1	-1
Disorderly Conduct	30	40	47	7
All Others	20	16	18	2
<b>*TOTAL PART II CRIMES</b>	<b>123</b>	<b>116</b>	<b>155</b>	<b>39</b>
<b>TOTAL CRIMINAL ARRESTS</b>	<b>98</b>	<b>99</b>	<b>116</b>	<b>17</b>
<b>MUNICIPAL ORDINANCE VIOLATIONS</b>				
Abandoned Vehicles	2	2	3	1
Curfew Violations	1	2	2	0
Other Ordinance Violations	4	12	8	-4
<b>*TOTAL ORDINANCE VIOLATIONS</b>	<b>7</b>	<b>16</b>	<b>13</b>	<b>-3</b>
<b>CRASH DATA</b>				
Injury Accidents	7	5	4	-1
Non-Injury Accidents	39	56	50	-6
Fatal Accidents	0	0	0	0
<b>*TOTAL CRASHES</b>	<b>46</b>	<b>61</b>	<b>54</b>	<b>-7</b>
<b>*ALL OTHER CALLS</b>	<b>810</b>	<b>952</b>	<b>978</b>	<b>26</b>
<b>* = TOTAL CALLS FOR SERVICE</b>	<b>1010</b>	<b>1173</b>	<b>1230</b>	<b>57</b>

<b>DOVER BOROUGH</b>	<b>2015</b>	<b>2016</b>	<b>2017</b>	<b>16/17</b>
ENFORCEMENT - TRAFFIC				
Traffic Citations	459	653	542	-111
Warnings/Equipment Violations	260	333	255	-78
Parking Tickets/Warnings	22	6	5	-1
Traffic Enforcement Index	65.57	130.60	135.50	4.90
ALARM DATA				
Burglary	15	26	40	14
Fire	10	7	6	-1
Hold Up/Panic	2	4	0	-4
Medical	6	3	8	5
OTHER NOTABLE CALLS				
Non-Criminal Death Investigations	8	2	1	-1
Mental Health Calls	12	15	19	4
Non-Criminal Domestic	19	13	24	11
Naloxone	0	0	2	2
Warrants	7	12	8	-4
PFA Filed		3	5	2
CRIMINAL INVESTIGATIONS				
Criminal Investigations Assigned	29	22	30	8
Criminal Investigations Closed	18	23	23	0
Criminal Arrests	98	99	116	17

Six juvenile males were arrested for Burglary, Trespass and Criminal Mischief after breaking into and damaging Dover High School as well as multiple outbuildings. The juveniles were identified through video surveillance.

A Dover High School Basketball Coach was charged with Institutional Sexual Assault and Unlawful Contact with a Minor after an investigation revealed a sexual relationship with a juvenile basketball player.

<b>MANCHESTER TOWNSHIP</b>	<b>2015</b>	<b>2016</b>	<b>2017</b>	<b>16/17</b>
Service Hours per Week	670	670	630	-40
Overtime Hours	283.69	226.63	267.8	41.17
<b>SERIOUS CRIME-PART I OFFENSES</b>				
Homicide/Inv. Manslaughter	0	0	1	1
Rape	0	2	3	1
Robbery	7	5	6	1
Aggravated Assault	6	5	3	-2
Burglary	13	13	22	9
Theft	163	225	211	-14
Auto Theft	8	15	23	8
Arson	3	1	1	0
<b>*TOTAL PART I CRIMES</b>	<b>200</b>	<b>266</b>	<b>270</b>	<b>4</b>
<b>CRIME RATE/CRIMES PER 100,000</b>	<b>1101.26</b>	<b>1442.59</b>	<b>1464.29</b>	<b>21.69</b>
<b>LESS SERIOUS CRIME - PART II OFFENSES</b>				
Simple Assault	119	127	142	15
Forgery	45	9	6	-3
Fraud	31	105	118	13
Receiving Stolen Property	7	5	7	2
Vandalism	103	74	70	-4
Possession of Weapons	5	7	6	-1
Prostitution	3	12	12	0
Sex Offenses	8	18	30	12
Drugs Laws	118	151	116	-35
Family Offenses	5	16	17	1
DUI	179	154	124	-30
Liquor Law	11	11	10	-1
Public Drunkenness	42	33	48	15
Disorderly Conduct	94	74	117	43
All Others	86	122	154	32
<b>*TOTAL PART II CRIMES</b>	<b>856</b>	<b>918</b>	<b>977</b>	<b>59</b>
<b>TOTAL CRIMINAL ARRESTS</b>	<b>812</b>	<b>905</b>	<b>890</b>	<b>-15</b>
<b>MUNICIPAL ORDINANCE VIOLATIONS</b>				
Abandoned Vehicles	35	25	57	32
Curfew Violations	10	9	18	9
Other Ordinance Violations	33	45	52	7
<b>*TOTAL ORDINANCE VIOLATIONS</b>	<b>78</b>	<b>79</b>	<b>127</b>	<b>48</b>
<b>CRASH DATA</b>				
Injury Accidents	112	100	98	-2
Non-Injury Accidents	620	646	690	44
Fatal Accidents	0	0	0	0
<b>*TOTAL CRASHES</b>	<b>732</b>	<b>746</b>	<b>788</b>	<b>42</b>
<b>*ALL OTHER CALLS</b>	<b>6170</b>	<b>6587</b>	<b>6748</b>	<b>161</b>
<b>* = TOTAL CALLS FOR SERVICE</b>	<b>8036</b>	<b>8596</b>	<b>8910</b>	<b>314</b>

<b>MANCHESTER TOWNSHIP</b>	<b>2015</b>	<b>2016</b>	<b>2017</b>	<b>16/17</b>
<b>ENFORCEMENT - TRAFFIC</b>				
Traffic Citations	5056	6541	5408	-1133
Warnings/Equipment Violations	2596	2793	1875	-918
Parking Tickets/Warnings	77	34	30	-4
Traffic Enforcement Index	45.14	65.41	55.18	-10.23
<b>ALARM DATA</b>				
Burglary	708	648	621	-27
Fire	119	136	156	20
Hold Up/Panic	23	41	39	-2
Medical	23	26	31	5
<b>OTHER NOTABLE CALLS</b>				
Non-Criminal Death Investigations	30	25	24	-1
Mental Health Calls	59	80	76	-4
Non-Criminal Domestic Violence	125	108	126	18
Naloxone	11	20	29	9
Warrants	185	211	250	39
PFA Filed		15	13	-2
<b>CRIMINAL INVESTIGATIONS</b>				
Criminal Investigations Assigned	169	248	252	4
Criminal Investigations Closed	158	219	208	-11
Criminal Arrests	812	905	890	-15

Three people died at a Manchester Township home as a result of a custody dispute between estranged families. A 3 year old child, her father and grandmother all died from gunshot wounds.

A 57 year old man from Catasauqua, Pennsylvania was arrested for human trafficking. Since 2014, he trafficked 8 victims, including one juvenile. The investigation was conducted jointly with the FBI, therefore, some charges will be indicted federally. The actor used heroin to force female addicts to perform sexual acts for money, with an estimated profit of over \$100,000 per year.

Criminal Investigations Division, in conjunction with the FBI and other agencies, conducted a total of three prostitution details during 2017. The undercover operations yielded 15 arrests for Prostitution and 3 Human Trafficking arrests.

Two men were charged with Robbery of a Motor Vehicle after ordering female victim out of her car by threat of violence. The two men, one from York City and the other from New Market, Pennsylvania, both threatened to kill the driver if she did not give them the car. The incident occurred in the North Gate Shopping Center.

Two adult males from the Harrisburg area were arrested for Burglary and related offenses after breaking into four different homes in the area of Woodlandview Drive. The Burglaries occurred during the overnight hours. In some instances, the homeowners were present when the burglars stole cash, jewelry, and electronics. The actors were caught attempting to cash a stolen check from one of the burglaries.

<b>PARADISE TOWNSHIP</b>	<b>2015</b>	<b>2016</b>	<b>2017</b>	<b>16/17</b>
Service Hours per Week	100	100	100	0
Overtime Hours	19.58	10.39	18.15	7.76
<b>SERIOUS CRIME-PART I OFFENSES</b>				
Homicide/Inv. Manslaughter	0	0	0	0
Rape	0	0	0	0
Robbery	1	0	0	0
Aggravated Assault	2	1	2	1
Burglary	5	9	9	0
Theft	18	26	19	-7
Auto Theft	0	2	1	-1
Arson	0	0	0	0
<b>*TOTAL PART I CRIMES</b>	<b>26</b>	<b>38</b>	<b>31</b>	<b>-7</b>
<b>CRIME RATE/CRIMES PER 100,000</b>	<b>654.58</b>	<b>981.91</b>	<b>801.03</b>	<b>-180.88</b>
<b>LESS SERIOUS CRIME - PART II OFFENSES</b>				
Simple Assault	20	33	25	-8
Forgery	0	0	0	0
Fraud	2	4	3	-1
Receiving Stolen Property	1	0	0	0
Vandalism	21	12	6	-6
Possession of Weapons	0	0	0	0
Prostitution	0	0	0	0
Sex Offenses	1	1	2	1
Drugs Laws	4	3	6	3
Family Offenses	0	4	5	1
DUI	13	11	13	2
Liquor Law	1	2	1	-1
Public Drunkenness	3	5	2	-3
Disorderly Conduct	10	15	22	7
All Others	10	7	16	9
<b>*TOTAL PART II CRIMES</b>	<b>86</b>	<b>97</b>	<b>101</b>	<b>4</b>
<b>TOTAL CRIMINAL ARRESTS</b>	<b>68</b>	<b>80</b>	<b>80</b>	<b>0</b>
<b>MUNICIPAL ORDINANCE VIOLATIONS</b>				
Abandoned Vehicles	3	1	9	8
Curfew Violations	0	2	1	-1
Other Ordinance Violations	9	6	5	-1
<b>*TOTAL ORDINANCE VIOLATIONS</b>	<b>12</b>	<b>9</b>	<b>15</b>	<b>6</b>
<b>CRASH DATA</b>				
Injury Accidents	28	32	22	-10
Non-Injury Accidents	72	72	77	5
Fatal Accidents	3	1	0	-1
<b>*TOTAL CRASHES</b>	<b>103</b>	<b>105</b>	<b>99</b>	<b>-6</b>
<b>*ALL OTHER CALLS</b>	<b>819</b>	<b>1010</b>	<b>1014</b>	<b>4</b>
<b>* = TOTAL CALLS FOR SERVICE</b>	<b>1046</b>	<b>1259</b>	<b>1260</b>	<b>1</b>

<b>PARADISE TOWNSHIP</b>	<b>2015</b>	<b>2016</b>	<b>2017</b>	<b>16/17</b>
ENFORCEMENT - TRAFFIC				
Traffic Citations	530	583	622	39
Warnings/Equipment Violations	301	299	255	-44
Parking Tickets/Warnings	1	0	2	2
Traffic Enforcement Index	17.10	17.67	28.27	10.61
ALARM DATA				
Burglary	23	48	53	5
Fire	9	10	9	-1
Hold Up/Panic	2	4	3	-1
Medical	4	3	3	0
OTHER NOTABLE CALLS				
Non-Criminal Death Investigations	3	5	4	-1
Mental Health Calls	7	15	14	-1
Non-Criminal Domestics	22	18	22	4
Naloxone	0	2	3	1
Warrants	13	8	19	11
PFA Filed		3	2	-1
CRIMINAL INVESTIGATIONS				
Criminal Investigations Assigned	23	30	38	8
Criminal Investigations Closed	12	21	27	6
Criminal Arrests	68	80	80	0

A 34 year old York man was arrested for Burglary, Theft, Trespass and Receiving Stolen Property after burglarizing a home in the 5000 block of Admire Road. The Burglary occurred during daylight hours. The actor forced entry and stole \$8,000 in cash and \$5,000 worth of jewelry, most of which was recovered.

A 27 year old man was shot twice in front of his home in the 6800 block of Lincoln Highway. The victim was targeted because of his involvement in drug-related activity.

<b>CONEWAGO TOWNSHIP</b>	<b>2015</b>	<b>2016</b>	<b>2017</b>	<b>16/17</b>
Service Hours per Week	190	190	200	10
Overtime Hours	67.63	75.9	54.91	-20.99
<b>SERIOUS CRIME-PART I OFFENSES</b>				
Homicide/Inv. Manslaughter	0	0	0	0
Rape	0	0	0	0
Robbery	0	0	1	1
Aggravated Assault	6	3	2	-1
Burglary	21	19	8	-11
Theft	54	70	49	-21
Auto Theft	1	3	4	1
Arson	0	1	0	-1
<b>*TOTAL PART I CRIMES</b>	<b>82</b>	<b>96</b>	<b>64</b>	<b>-32</b>
<b>CRIME RATE/CRIMES PER 100,000</b>	<b>1091.88</b>	<b>1215.81</b>	<b>810.54</b>	<b>-405.27</b>
<b>LESS SERIOUS CRIME - PART II OFFENSES</b>				
Simple Assault	103	70	79	9
Forgery	42	1	3	2
Fraud	40	83	43	-40
Receiving Stolen Property	0	0	0	0
Vandalism	26	25	27	2
Possession of Weapons	3	0	1	1
Prostitution	0	0	0	0
Sex Offenses	4	12	19	7
Drugs Laws	7	11	9	-2
Family Offenses	0	15	13	-2
DUI	12	14	13	-1
Liquor Law	5	1	0	-1
Public Drunkenness	6	3	10	7
Disorderly Conduct	32	42	42	0
All Others	50	38	50	12
<b>*TOTAL PART II CRIMES</b>	<b>330</b>	<b>315</b>	<b>309</b>	<b>-6</b>
<b>TOTAL CRIMINAL ARRESTS</b>	<b>275</b>	<b>264</b>	<b>209</b>	<b>-55</b>
<b>MUNICIPAL ORDINANCE VIOLATIONS</b>				
Abandoned Vehicles	3	8	9	1
Curfew Violations	1	0	3	3
Other Ordinance Violations	22	16	21	5
<b>*TOTAL ORDINANCE VIOLATIONS</b>	<b>26</b>	<b>24</b>	<b>33</b>	<b>9</b>
<b>CRASH DATA</b>				
Injury Accidents	35	32	17	-15
Non-Injury Accidents	163	189	192	3
Fatal Accidents	0	2	2	0
<b>*TOTAL CRASHES</b>	<b>198</b>	<b>223</b>	<b>211</b>	<b>-12</b>
<b>*ALL OTHER CALLS</b>	<b>2393</b>	<b>2435</b>	<b>2588</b>	<b>153</b>
<b>* = TOTAL CALLS FOR SERVICE</b>	<b>3029</b>	<b>3093</b>	<b>3205</b>	<b>112</b>

<b>CONEWAGO TOWNSHIP</b>	<b>2015</b>	<b>2016</b>	<b>2017</b>	<b>16/17</b>
<b>ENFORCEMENT - TRAFFIC</b>				
Traffic Citations	539	727	755	28
Warnings/Equipment Violations	248	218	212	-6
Parking Tickets/Warnings	22	4	20	16
Traffic Enforcement Index	15.40	21.38	39.74	18.35
<b>ALARM DATA</b>				
Burglary	126	78	104	26
Fire	47	48	45	-3
Hold Up/Panic	19	5	4	-1
Medical	5	4	3	-1
<b>OTHER NOTABLE CALLS</b>				
Non-Criminal Death Investigations	9	14	6	-8
Mental Health Calls	31	38	33	-5
Non-Criminal Domestic Violence	90	56	62	6
Naloxone	6	4	8	4
Warrants	33	32	36	4
PFA Filed		12	18	6
<b>CRIMINAL INVESTIGATIONS</b>				
Criminal Investigations Assigned	148	150	121	-29
Criminal Investigations Closed	138	142	99	-43
Criminal Arrests	275	264	209	-55

A 42 year old man from Mount Wolf was arrested for Aggravated Assault and Corruption of Minors. Investigation revealed the actor was having inappropriate contact with his juvenile step-daughter between the ages of 11 and 15.

A 35 year old man from York City stole two cartons of cigarettes from the Rutters Farm Store located in Conewago Township. Investigators were able to use video surveillance and media outlets to locate and arrest the actor, which led to six other jurisdictions for the same type of crimes.

An employee at United Natural Foods was arrested for Attempted Homicide after accusing a co-worker of stealing his Visa. The co-worker denied the allegation, which then led to the actor pulling out a knife and stabbing the co-worker in the side of the head while yelling he was going to kill him. The victim survived.

<b>NORTH YORK BOROUGH</b>	<b>2015</b>	<b>2016</b>	<b>2017</b>	<b>16/17</b>
Service Hours per Week	90	90	90	0
Overtime Hours	45.4	40.29	50.99	10.7
<b>SERIOUS CRIME-PART I OFFENSES</b>				
Homicide/Inv. Manslaughter	0	0	0	0
Rape	0	0	0	0
Robbery	4	0	3	3
Aggravated Assault	5	11	7	-4
Burglary	11	9	16	7
Theft	46	31	50	19
Auto Theft	11	5	3	-2
Arson	2	0	1	1
<b>*TOTAL PART I CRIMES</b>	<b>79</b>	<b>56</b>	<b>80</b>	<b>24</b>
<b>CRIME RATE/CRIMES PER 100,000</b>	<b>4127.48</b>	<b>2836.88</b>	<b>4052.68</b>	<b>1215.81</b>
<b>LESS SERIOUS CRIME - PART II OFFENSES</b>				
Simple Assault	55	71	58	-13
Forgery	0	1	0	-1
Fraud	5	7	6	-1
Receiving Stolen Property	0	0	3	3
Vandalism	31	31	22	-9
Possession of Weapons	4	3	2	-1
Prostitution	0	0	0	0
Sex Offenses	6	3	12	9
Drugs Laws	27	33	34	1
Family Offenses	0	7	11	4
DUI	38	31	31	0
Liquor Law	0	3	0	-3
Public Drunkenness	13	12	18	6
Disorderly Conduct	39	41	48	7
All Others	20	43	46	3
<b>*TOTAL PART II CRIMES</b>	<b>238</b>	<b>286</b>	<b>291</b>	<b>5</b>
<b>TOTAL CRIMINAL ARRESTS</b>	<b>216</b>	<b>47</b>	<b>253</b>	<b>206</b>
<b>MUNICIPAL ORDINANCE VIOLATIONS</b>				
Abandoned Vehicles	15	15	24	9
Curfew Violations	1	2	2	0
Other Ordinance Violations	11	21	26	5
<b>*TOTAL ORDINANCE VIOLATIONS</b>	<b>27</b>	<b>38</b>	<b>52</b>	<b>14</b>
<b>CRASH DATA</b>				
Injury Accidents	10	11	9	-2
Non-Injury Accidents	62	51	53	2
Fatal Accidents	0	0	0	0
<b>*TOTAL CRASHES</b>	<b>72</b>	<b>62</b>	<b>62</b>	<b>0</b>
<b>*ALL OTHER CALLS</b>	<b>1129</b>	<b>1369</b>	<b>1363</b>	<b>-6</b>
<b>* = TOTAL CALLS FOR SERVICE</b>	<b>1545</b>	<b>1811</b>	<b>1848</b>	<b>37</b>

<b>NORTH YORK BOROUGH</b>	<b>2015</b>	<b>2016</b>	<b>2017</b>	<b>16/17</b>
ENFORCEMENT - TRAFFIC				
Traffic Citations	563	814	672	-142
Warnings/Equipment Violations	365	349	277	-72
Parking Tickets/Warnings	106	133	190	57
Traffic Enforcement Index	56.30	74.00	74.67	0.67
ALARM DATA				
Burglary	35	40	58	18
Fire	13	20	7	-13
Hold Up/Panic	1	1	5	4
Medical	2	6	2	-4
OTHER NOTABLE CALLS				
Non-Criminal Death Investigations	3	6	2	-4
Mental Health Calls	30	45	43	-2
Non-Criminal Domestic	54	52	39	-13
Naloxone	2	4	5	1
Warrants	43	73	49	-24
PFA Filed		12	11	-1
CRIMINAL INVESTIGATIONS				
Criminal Investigations Assigned	41	56	54	-2
Criminal Investigations Closed	33	42	50	8
Criminal Arrests	216	247	253	6

Two juvenile males were robbed at gunpoint in the 900 block of North George Street. The actors stole \$5 in cash and a \$600 cell phone. Investigators were able to obtain video footage of the robbery through a nearby business which led to the arrests of the actors involved.

Four juveniles and one adult male were arrested for breaking into a garage in the 1200 block of North George Street and stole an ATV and two dirt bikes. One of the actors was arrested the same morning of the Burglary by our patrol officers. Subsequent interviews and video footage led to the arrest of all the actors involved and the recovery of the stolen items.

<b>FRANKLIN TOWNSHIP</b>	<b>2015</b>	<b>2016</b>	<b>2017</b>	<b>16/17</b>
Service Hours per Week	75	75	75	0
Overtime Hours	10.16	34.82	34.46	-0.36
<b>SERIOUS CRIME-PART I OFFENSES</b>				
Homicide/Inv. Manslaughter	0	0	0	0
Rape	0	0	1	1
Robbery	0	0	0	0
Aggravated Assault	0	1	1	0
Burglary	6	5	6	1
Theft	18	34	32	-2
Auto Theft	1	2	0	-2
Arson	0	0	0	0
<b>*TOTAL PART I CRIMES</b>	<b>25</b>	<b>42</b>	<b>40</b>	<b>-2</b>
<b>CRIME RATE/CRIMES PER 100,000</b>	<b>534.42</b>	<b>859.77</b>	<b>818.83</b>	<b>-40.94</b>
<b>LESS SERIOUS CRIME - PART II OFFENSES</b>				
Simple Assault	19	28	19	-9
Forgery	0	1	0	-1
Fraud	6	5	12	7
Receiving Stolen Property	0	1	0	-1
Vandalism	8	11	13	2
Possession of Weapons	0	0	0	0
Prostitution	0	0	0	0
Sex Offenses	2	5	7	2
Drugs Laws	4	8	8	0
Family Offenses	1	5	3	-2
DUI	7	4	5	1
Liquor Law	1	1	1	0
Public Drunkenness	2	1	0	-1
Disorderly Conduct	5	12	8	-4
All Others	18	27	18	-9
<b>*TOTAL PART II CRIMES</b>	<b>73</b>	<b>109</b>	<b>94</b>	<b>-15</b>
<b>TOTAL CRIMINAL ARRESTS</b>	<b>67</b>	<b>70</b>	<b>71</b>	<b>1</b>
<b>MUNICIPAL ORDINANCE VIOLATIONS</b>				
Abandoned Vehicles	3	0	2	2
Curfew Violations	0	0	1	1
Other Ordinance Violations	3	3	14	11
<b>*TOTAL ORDINANCE VIOLATIONS</b>	<b>6</b>	<b>3</b>	<b>17</b>	<b>14</b>
<b>CRASH DATA</b>				
Injury Accidents	8	11	13	2
Non-Injury Accidents	45	46	47	1
Fatal Accidents	0	1	0	-1
<b>*TOTAL CRASHES</b>	<b>53</b>	<b>58</b>	<b>60</b>	<b>2</b>
<b>*ALL OTHER CALLS</b>	<b>957</b>	<b>975</b>	<b>1068</b>	<b>93</b>
<b>* = TOTAL CALLS FOR SERVICE</b>	<b>1114</b>	<b>1187</b>	<b>1279</b>	<b>92</b>

<b>FRANKLIN TOWNSHIP</b>	<b>2015</b>	<b>2016</b>	<b>2017</b>	<b>16/17</b>
ENFORCEMENT - TRAFFIC				
Traffic Citations	1217	1047	950	-97
Warnings/Equipment Violations	175	183	138	-45
Parking Tickets/Warnings	4	2	35	33
Traffic Enforcement Index	152.13	87.25	73.08	-14.17
ALARM DATA				
Burglary	31	17	20	3
Fire	5	4	1	-3
Hold Up/Panic	4	1	6	5
Medical	4	5	4	-1
OTHER NOTABLE CALLS				
Non-Criminal Death Investigations	5	5	7	2
Mental Health Calls	5	15	19	4
Non-Criminal Domestic	20	16	22	6
Naloxone	0	1	1	0
Warrants	1	8	2	-6
PFA Filed		6	9	3
CRIMINAL INVESTIGATIONS				
Criminal Investigations Assigned	18	40	33	-7
Criminal Investigations Closed	12	30	23	-7
Criminal Arrests	67	70	71	1

A Burglary investigation in the area of Ken Lin Drive revealed an actor broke into the residence while the homeowners were away. The actor stole \$1,200 in cash, jewelry, and a bottle of Patron. Investigators linked the bottle of Patron to the actor through a recent DUI arrest, which ultimately led to a confession.

A 36 year old man from Franklin Township was arrested for Child Pornography after a forensic analysis of the actor's computer confirmed numerous images of child porn on his computer.

<b>JACKSON TOWNSHIP</b>	<b>2015</b>	<b>2016</b>	<b>2017</b>	<b>16/17</b>
Service Hours per Week	165	165	175	10
Overtime Hours	75.96	75.96	35.11	-40.85
<b>SERIOUS CRIME-PART I OFFENSES</b>				
Homicide/Inv. Manslaughter	0	2	1	-1
Rape	0	1	0	-1
Robbery	0	0	0	0
Aggravated Assault	5	2	5	3
Burglary	10	6	17	11
Theft	56	50	46	-4
Auto Theft	2	1	0	-1
Arson	2	0	0	0
<b>*TOTAL PART I CRIMES</b>	<b>75</b>	<b>62</b>	<b>69</b>	<b>7</b>
<b>CRIME RATE/CRIMES PER 100,000</b>	<b>1000.80</b>	<b>796.51</b>	<b>886.43</b>	<b>89.93</b>
<b>LESS SERIOUS CRIME - PART II OFFENSES</b>				
Simple Assault	73	57	44	-13
Forgery	4	1	2	1
Fraud	7	12	16	4
Receiving Stolen Property	0	1	1	0
Vandalism	42	39	46	7
Possession of Weapons	6	10	5	-5
Prostitution	0	0	0	0
Sex Offenses	4	8	8	0
Drugs Laws	16	9	19	10
Family Offenses	0	6	8	2
DUI	16	25	23	-2
Liquor Law	5	2	1	-1
Public Drunkenness	5	6	4	-2
Disorderly Conduct	41	45	44	-1
All Others	37	55	52	-3
<b>*TOTAL PART II CRIMES</b>	<b>256</b>	<b>276</b>	<b>273</b>	<b>-3</b>
<b>TOTAL CRIMINAL ARRESTS</b>	<b>260</b>	<b>278</b>	<b>196</b>	<b>-82</b>
<b>MUNICIPAL ORDINANCE VIOLATIONS</b>				
Abandoned Vehicles	7	11	7	-4
Curfew Violations	2	3	0	-3
Other Ordinance Violations	18	107	28	-79
<b>*TOTAL ORDINANCE VIOLATIONS</b>	<b>27</b>	<b>121</b>	<b>35</b>	<b>-86</b>
<b>CRASH DATA</b>				
Injury Accidents	40	46	36	-10
Non-Injury Accidents	150	152	120	-32
Fatal Accidents	2	1	2	1
<b>*TOTAL CRASHES</b>	<b>192</b>	<b>199</b>	<b>158</b>	<b>-41</b>
<b>*ALL OTHER CALLS</b>	<b>2605</b>	<b>2639</b>	<b>2566</b>	<b>-73</b>
<b>* = TOTAL CALLS FOR SERVICE</b>	<b>3155</b>	<b>3297</b>	<b>3101</b>	<b>-196</b>

<b>JACKSON TOWNSHIP</b>	<b>2015</b>	<b>2016</b>	<b>2017</b>	<b>16/17</b>
ENFORCEMENT - TRAFFIC				
Traffic Citations	789	995	1147	152
Warnings/Equipment Violations	457	471	444	-27
Parking Tickets/Warnings	55	26	27	1
Traffic Enforcement Index	18.79	21.17	30.18	9.01
ALARM DATA				
Burglary	167	143	137	-6
Fire	21	22	21	-1
Hold Up/Panic	6	5	4	-1
Medical	14	14	13	-1
OTHER NOTABLE CALLS				
Non-Criminal Death Investigations	8	12	11	-1
Mental Health Calls	28	42	29	-13
Non-Criminal Domestic	70	43	40	-3
Naloxone	0	6	5	-1
Warrants	19	21	29	8
PFA Filed		9	6	-3
CRIMINAL INVESTIGATIONS				
Criminal Investigations Assigned	67	70	79	9
Criminal Investigations Closed	50	43	59	16
Criminal Arrests	260	278	196	-82

A 31 year old man was arrested for the murder of his pregnant wife in the 1100 block of Ledge Drive. Investigation revealed the man killed his wife by delivering several blows to her head with a large sword.

A 31 year old man from Dover was arrested for Burglarizing Beecher and Myers, a business off Commerce Drive. The actor felt he was unfairly terminated from his employment, therefore, he forced entry and stole computer-related equipment. The man broke into the business twice. He advised the second time was to return the items he stole during the first burglary, however, this time he was caught on a hidden camera.

Three adult males were arrested for Involuntary Manslaughter and Drug Delivery resulting in death in their connection with supplying a 21 year old male with Heroin and Fentanyl which ended his life. Investigators were able to link phone analysis from search warrants and interview details from witness statements to make the arrest.

## Serious Crime

The 798 reported crimes classified as Part I Offenses under the FBI Uniform Crime Report System are the most serious crimes. Serious crime was up 0.50% (4 incidents) in our entire jurisdiction. Part I crimes include: Homicide, Manslaughter, Rape, Robbery, Aggravated Assault, Burglary, Theft, Auto Theft and Arson. Our overall Department clearance rate for these crimes is **46.87%** compared to 38.79% in 2016. The Statewide clearance average in 2016 was 32.2%. The County average in 2016 was 37.2%. Clearance averages for 2017 are not yet available.

**TABLE III**  
**PART I – CRIMES**

CRIME CLASSIFICATION	REPORTED CASES			2016/2017
	2015	2016	2017	Inc/Dec
Homicide/Inv. Man	0	2	3	1
Rape	0	9	4	-5
Robbery	15	8	10	2
Aggravated Assault	31	25	23	-2
Burglary	97	86	105	19
Theft	528	621	613	-8
Auto Theft	27	39	37	-2
Arson	9	4	3	-1
NYCRPD	707	794	798	4

A formula is available to numerically chart or indicate a municipality's crime rate in finite terms. The rate is determined by dividing 100,000 by a municipality's population; times the Part I reported crimes. The overall regional jurisdiction experienced an annual increase (0.5%) in the crime rate. Municipal crime rates appear for review on Table IV.

**TABLE IV**  
**MUNICIPAL CRIME RATE**

MUNICIPALITY	POPULATION	FORMULA	2017	CRIME RATE	INC/DEC
Dover Twp	21,286	$100,000/21286 \times 214$	214	1,005.36	37.59
Dover Borough	1,991	$100,000/1991 \times 30$	30	1,506.78	100.45
Manchester Twp	18,439	$100,000/18439 \times 270$	270	1,464.29	21.70
Paradise Twp	3,870	$100,000/3870 \times 31$	31	801.03	-180.88
Conewago Twp	7,896	$100,000/7896 \times 64$	64	810.54	-405.27
North York Boro	1,974	$100,000/1974 \times 80$	80	4,052.68	1,215.80
Franklin Twp	4,885	$100,000/4885 \times 40$	40	818.83	-40.94
Jackson Twp	7,784	$100,000/7784 \times 69$	69	886.43	89.92
NYCRPD	68,125	$100,000/68125 \times 798$	798	1,171.38	5.88

## Less Serious Crime

The 2,944 reported crimes, classified as Part II offenses under the FBI Uniform Crime Report System are less serious crimes. Part II Crimes increased (65 cases) or 2.21% in 2017. Our overall Department clearance rate for these crimes was **84.00%** compared to 87.60% in 2016. The statewide clearance, Part II average in 2016 was 59.20% and the County average was 62.4%.\* Our grand total clearance rate for both Part I and Part II crime was **76.08%** compared to 77.05% last year. A three-year review of these crimes appears on Table V.

\*Figures for state and county averages based on the most current UCR Data, which is 2016.

**TABLE V**  
**PART II CRIMES**

CRIME CLASSIFICATION	REPORTED CASES			2016/2017
	2015	2016	2017	Inc/Dec
Simple Assault	566	557	551	-6
Forgery	96	28	20	-8
Fraud	116	252	250	-2
Embezzlement	0	0	0	0
Rec. Stolen Property	9	11	13	2
Vandalism	394	300	289	-11
Poss. of Weapons	24	28	25	-3
Prostitution	3	12	12	0
Sex Offenses	33	83	118	35
Drug Laws	256	317	267	-50
Gambling	0	0	1	1
Family Offenses	10	80	86	6
DUI*	324	296	265	-31
Liquor Laws	30	26	16	-10
Public Drunkenness	89	74	99	25
Disorderly Conduct	362	374	457	83
Others**	342	441	475	34
NYCRPD	2,654	2,879	2,944	65

## Service Calls

As mentioned earlier, national averages indicate that approximately 80% of all calls received by police will be "service" in nature. We found ours to be 87.06% this year. Municipalities as shown on Table VI generated these 28,919 calls.

**TABLE VI**  
**MUNICIPAL CALLS FOR SERVICE**

MUNICIPALITY	TOTAL CALLS			SERVICE CALLS			% of TOTAL	
	2015	2016	2017	2015	2016	2017	2016	2017
Dover Twp	7,773	8,209	8,085	6,885	7,241	7,128	88.21%	88.16%
Dover Borough	1,010	1,173	1,230	863	1,029	1,045	87.72%	84.96%
Manchester Twp	8,036	8,586	8,910	6,980	7,402	7,663	86.21%	86.00%
Paradise Twp	1,045	1,260	1,260	933	1,125	1,128	89.29%	89.52%
Conewago Twp	3,029	3,093	3,205	2,617	2,682	2,832	86.71%	88.36%
North York Boro	1,545	1,811	1,848	1,228	1,469	1,477	81.12%	79.92%
Franklin Twp	1,114	1,187	1,280	1,016	1,036	1,145	87.28%	89.45%
Jackson Twp	3,155	3,297	3,101	2,824	2,959	2,759	89.75%	88.97%
NYCRPD	26,707	28,616	28,919	23,346	24,943	25,177	87.16%	87.06%

## Vehicle Accidents

Accident investigations are also classified within the concept of a service call. This year we experienced an increase in the accidents we investigated. The 1,781 accidents reflected an increase of 4 crashes or 0.22% compared to 2016. Injury accidents investigated were 263, which decreased by 41 from 2016. In addition, we investigated 6 fatal accidents (6 deaths) reflecting no increase.

Over the past 10 years, 65 people were killed in fatal traffic accidents. We continue to seek ways to reduce accidents and save lives using various methods. The enforcement of traffic offenses continues to be of high priority. We hope that our uniformed presence during traffic enforcement will have some deterrent effect on not only the violator, but also the motoring public. We continue to offer educational programs to the public in defensive driving and addressing community concerns with traffic issues. We remain vigilant in reporting dangerous road conditions to both our municipalities and PennDot. Our goal is to continue all of these efforts in an attempt to make our highways safer.

## FIELD SERVICES DIVISION Criminal Investigation Section

The primary responsibility for follow-up investigations of serious crime is vested in the Criminal Investigation Section of the Field Services Division. This section is staffed with a Sergeant who supervises four full-time investigators and an officer assigned to the Drug Task Force.

The Detective Sergeant is responsible for the review of all criminal reports, supervision at all major crime scenes, staff review of all major criminal cases, liaison with other agencies regarding effective information exchange and coordination of investigative efforts, and preparing the Criminal Investigation Section schedule.

Other duties of the Criminal Investigation Section include:

- Assist the Patrol Division with fatal accident and death investigations
- Serves as the system manager of the Department's automated evidence management system—this includes tracking, retention, storage, and transportation of evidence for laboratory testing
- Participating in crime prevention and reduction programs, which includes working specialized details in areas where criminal activities are prevalent
- Surveillance and specialized electronic applications
- Perform Voice Stress Analysis examinations
- Investigation and reporting of complex and time-intensive investigations, which require follow-up function and dedication of time-based assets
- Liaison and analysis of information between Federal, State, and other local law enforcement agencies

In 2017, 951 incidents were investigated by the Criminal Investigations Divisions (CID) as compared to 997 in 2016. Two of those cases were classified as Homicide. The Criminal Investigation Division closed 777 or 81.7% of the 951 incidents investigated. In 2017, the CID effected 395 arrests which is more than the 446 made in 2016.

In 2017, there were 247 felony arrests as compared to 298 in 2016. There were 110 misdemeanor arrests in 2017 as compared to the 146 in 2016. Non-traffic summary arrests were up from 2 in 2016 to 38 in 2017. Other areas of CID activity include the submission of 1,502 reports and the generation of 4,385 supplemental reports.

During 2017, 3,491 pieces of evidence were catalogued. Some of this evidence is transported to a forensic laboratory for testing (800 pieces) and other pieces are preserved for court presentations at a later date. The Court Liaison Officer (CLO) working with the Criminal Investigations Division handles all of the incoming evidence at the Department.

The forensic analysis of computer related items continued this year for our agency and other partnering police departments. In 2017, 371 pieces of electronic equipment were analyzed which is a decrease from the 478 completed in 2016. The total pieces of equipment analyzed for outside agencies were 199 (50 computers and 149 cell phones). There were 172 pieces of equipment (13 computers and 159 cell phones) analyzed for our agency. The time spent processing cell phones and other types of media amounted to 664 hours. Of those hours, 396 hours (59.63%) were for outside agencies and 268 hours (40.37%) were for our agency. It should be noted that the FBI Crimes Against Children Task Force reimbursed the Department \$14,770.46 for 334 hours of computer forensics analysis.

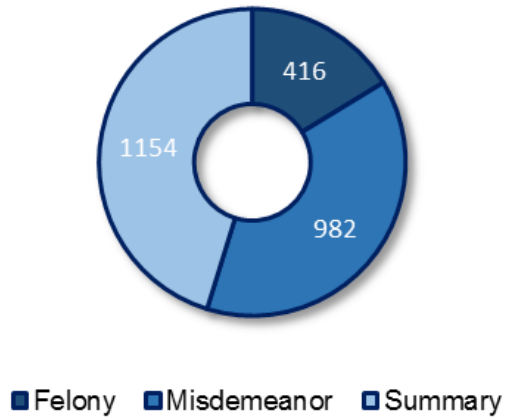
In 2017, there were 105 interviews conducted at the Children's Advocacy Center (CAC) compared to 112 conducted at the CAC in 2016. The CAC is a neutral location used to interview children who are victims of sexual and physical abuse. With the changes to Title 23, Section 6311, which deals with the mandatory reporting of suspected child abuse, we continue to experience the need for many CAC interviews.

One member of the Criminal Investigation Division was assigned to the York County Drug Task Force in 2016. The drug task force is a county-wide specialty unit that consists of officers from multiple departments focusing their efforts on drug investigations and arrests. The assigned Detective effected 58 felony arrests, 48 misdemeanor arrests, submitted 612 reports and wrote 229 supplemental reports. Due to the ongoing impact of heroin-related issues in our communities, this assignment is necessary and has the ability to impact crime from many different perspectives.

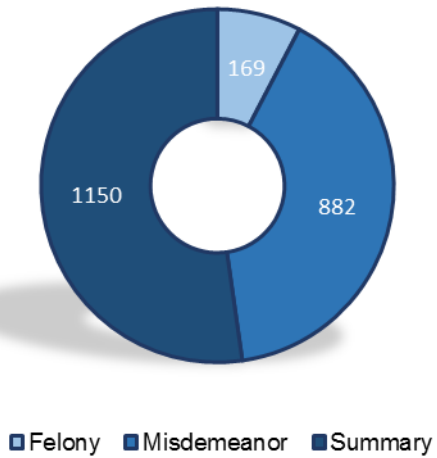
During 2017, the Department participated in the York County Heroin Task Force. The task force provided educational seminars, directed families to recovery/addiction resources, and provided feedback to the public. This is a continuing and ongoing effort to help combat the heroin epidemic.

## CHART II

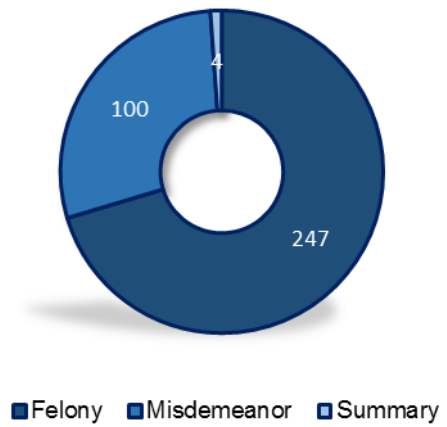
Total Department Criminal Arrests



Patrol Division Arrests



Criminal Investigations Division



## Community Police Unit

The "Community Police Unit" presented a total of 21 civic programs in 2017, reaching out to over 1,500 people. These programs ranged from personal safety issues to drug awareness. There were 46 child car seat checks completed by our certified car seat technician.

In late 2012, the Department began participating in the Drug Enforcement Administration's (DEA) National Drug Take-Back Program. This program offers the public a convenient way to dispose of unused and expired prescription medication.

The York County Solid Waste Authority contacted the Department and purchased a permanent drug take back box for our lobby. The drug box is accessible to the public during business hours. During 2017, we collected more than 680 pounds of prescription medication for destruction.

In addition, the Unit has also been involved with community concerns and activities with everything from problems with traffic flow and speeding motorists to the coordinating of benefit runs, parades, and block watch events. The Community Police Officer (CPO) instructed two classes in "Defensive Driving" involving 20 participants, age 16 and older.

"Officer Dorothy" was utilized in 7 programs at the schools and at local civic events with more than 1,200 people attending.



The Northern York County Regional Police Department held its fifth National Night Out Event on Tuesday August 1, 2017 at the Union Fire and Hose Company in Dover Borough.

The premise behind National Night Out is to forge partnerships between law enforcement and members of the community to aid in crime prevention and create a safer community for families. The evening was a complete success!

Over 2,500 members of our community attended National Night Out. The evening included a free community cookout with displays/demonstrations from local emergency responders, businesses, and social agencies. The event was made possible by donations from local businesses and corporate sponsorship and several of our municipalities.

## School Resource Officers (SRO)

### Spring Grove Area School District:

Since 2008, the NYCRPD has been providing a School Resource Officer to the Spring Grove Area School District. The SRO, based at the high school, works 1,560 hours annually. The SRO is responsible for all law enforcement-related issues at all district facilities with the exception of York New Salem Elementary School and the District Administration Building. This program has been well received and has generated many positive student/officer relationships. The SRO coordinates all security issues for school-related events.

During 2017, 434 incidents were handled. This is 6 less than 2016. Of the 434 incidents, 278 or 64.0% were at the high school, 70 or 16.10% were at the middle school, 25 or 5.8% were at the intermediate school, 17 or 3.9% were at the elementary schools, and 44 or 10.1% of the incidents related to security at school events.

The SRO instructed 90 classes at Spring Grove Schools during the calendar year 2017. Through these instructional activities, the SRO had the opportunity to interact with nearly 2,800 students or 74% of the total enrollment of 3,783. A breakdown of the SRO's instructional activities by grade level is as follows:

- High School: 55 instructional activities, 1,400 students
- Middle/Intermediate Schools: 30 instructional activities, 1,000 students
- Elementary Schools: 5 instructional activities, 400 students

### Dover Area School District:

In February 2014, the Northern York County Regional Police Department began providing a School Resource Officer (SRO) to the Dover Area School District.

During 2017, 418 incidents were handled. This is 36 less than in 2017. Of the 418 incidents, 246 or 58.5% were at the high school, 91 or 21.7% were at the intermediate school, 46 or 11.0% were at the elementary school, and 35 or 8.49% of the incidents related to security at school events.

The SRO instructed 37 classes during the calendar year 2017. Through these instructional activities, the SRO had the opportunity to interact with over 1,150 students or 32% of the total enrollment of 3,600. A breakdown of the SRO's instructional activities by grade level is as follows:

- High School: 15 instructional activities, 422 students
- Intermediate Schools: 17 instructional activities, 485 students
- Elementary Schools: 5 instructional activities, 243 students

## SUPPORT SERVICES DIVISION

### Records Section

The primary responsibility for gathering, compiling, and disseminating information lies with the Records Section. A Sergeant (who supervises the civilians) and three civilian employees staff this section. The role of the Records Section is to ensure and coordinate the rapid and orderly flow of information between the various components of the police department. One of the many integral functions is to provide data entry into the automated information system. The members also provide other varied services, including the greeting of all visitors to departmental headquarters and processing all insurance or other outside requests for information. The staff assigned to Records processed nearly one million records in 2017.

The information from the automated database continues to be vital in many tasks essential to department effectiveness and efficiency. These tasks include identification of crime patterns and trends, providing information to assist in the scheduling and distribution of manpower and the cohesive exchange of information with other agencies for the solution of crime.

### Court Disposition Report

During 2017, 2,241 defendants exercised their constitutional option to a hearing at the District Court level. This is a 6.23% decrease from 2016. Of the 2,241 hearings, 1,856 or 82.82% were found guilty in summary (traffic and non-traffic) cases. At the York County Court of Common Pleas, 111 defendants appeared which is a decrease of 3.48% from 2016. Of the 111 cases, 94 or 84.68% were convicted. The 111 cases represented felony and misdemeanor charges as well as Summary Appeals and Indirect Criminal Contempt of Court cases.

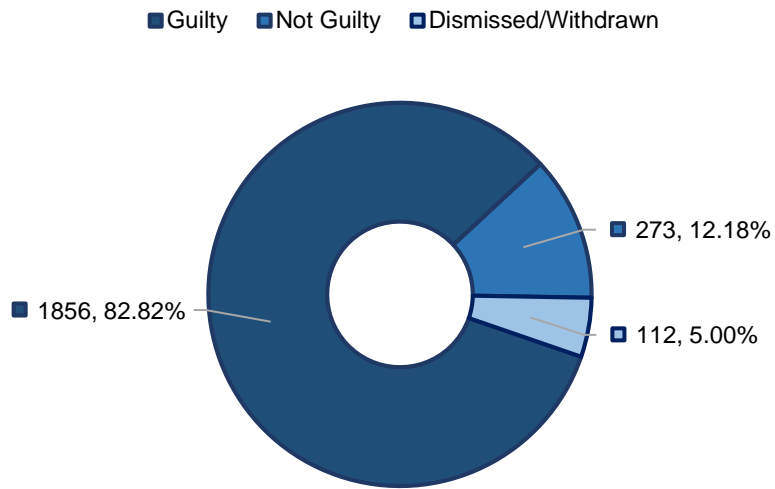
Of all court cases during 2017, 91.88% were held while the officer was on duty. Patrol officers had court appearances on duty 91.51% of the time and criminal investigators were on duty 100% of the time.

### Court Liaison Officer

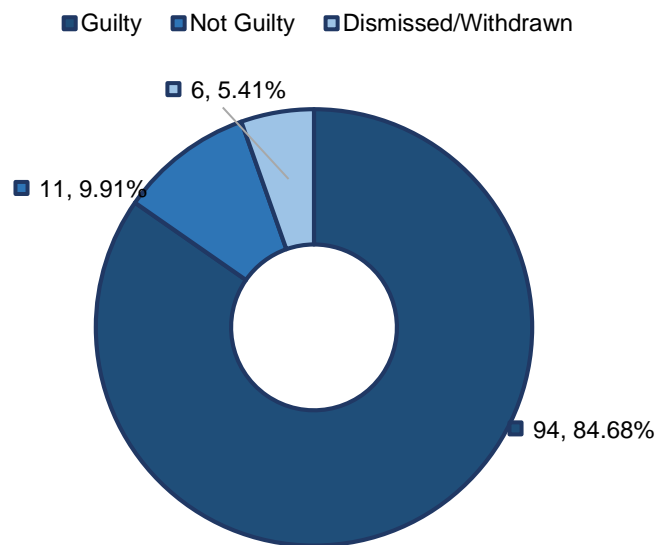
Overall, our court-related cases that were held in an on-duty status increased 1.98% by patrol officers and criminal investigators. The CLO was the Department's primary representative for traffic-related cases at Magisterial District Judges offices 19-02-04, 19-03-07, and 19-03-10. In total, the CLO appeared at 1,025 traffic hearings or 59.08% of all summary hearings and had a 86.83% conviction rate.

### CHART III

#### Total MDJ Hearings

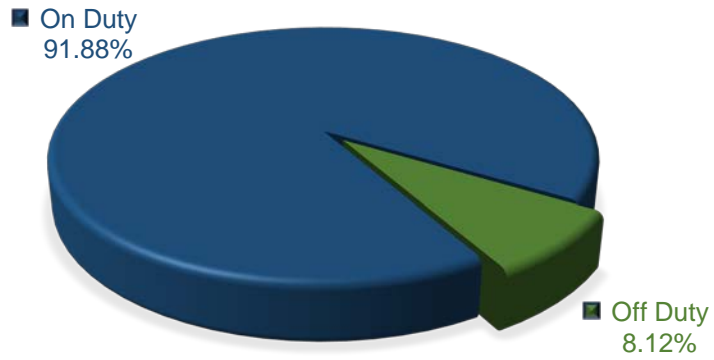


#### Total County Court Trials/Hearings

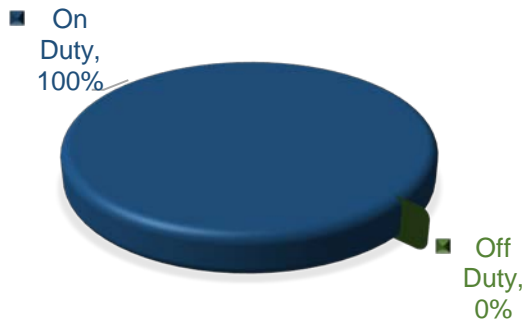


#### CHART IV

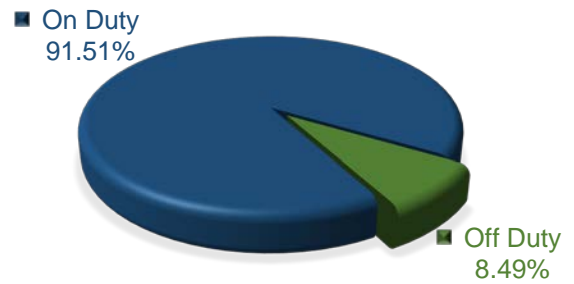
##### TOTAL HEARINGS/COMMON PLEAS COURT: On-Duty/Off-Duty



##### CID HEARINGS On-Duty/Off-Duty



##### PATROL HEARINGS On-Duty/Off-Duty



### Pennsylvania's Right to Know Law (Act 3 of 2008)

An added responsibility was placed on the Support Services Supervisor in the last nine years that has become very time consuming. The "Right to Know" law requires an "Open Records Compliance Officer" (ORCO), which currently is the supervisor of Support Services.

Throughout the year, there are many requests for documents by the public and other entities. These requests are handled by the ORCO. The process to respond to the requests is as follows:

- Department receives written request for document
- Document is researched and located
- Document is reviewed to determine what information can be released
- Redact all information that must be excluded
- Provide a written response to the requestor
- Maintain a written log of all requests and actions taken

In 2017, we processed 181 "Right to Know" requests compared to 261 in 2016. Also, 301 court-ordered records were expunged during the year.

## TRAINING REPORT

The Department continues in its efforts to provide as much training as possible. Our philosophy being that mandated training is a minimum standard, not a maximum. The Department provides its members, both sworn and non-sworn, the opportunity to receive as much training as scheduling and budget permit. In addition to the annual training mandated by MPOETC, the Department affords both sworn and non-sworn staff the opportunity to attend a variety of training in many functional areas, all geared toward better accomplishing the Department's mission. To that end, we were able to offer 2604 hours of training during 2017.

Some of the notable training accomplishments for 2017 were:

Four officers were certified as Racial Intelligence Training and Engagement instructors. All officers received RITE (Racial Intelligence Training and Engagement). An officer assigned to Criminal Investigations completed the Class A Wiretapping course.

In addition to formal training, the Department instituted a new internal training program during 2017. This program is conducted through a documents management system known as Power DMS. The training program involves consistent and continual training on the Department's policies and procedures. Each officer is required to review a presented policy or topic each week. After the officer reviews the policy or topic, he/she must achieve a perfect score on an administered exam before receiving credit for the policy review. Since late 2016 and during 2017, this program presented 61 training topics to each sworn officer.

The Department continues to host various training events. By hosting the events at our facility, we can save on travel and lodging expenses while receiving complimentary tuition for our officers as the host agency. During 2017 the Department received \$1949.00 in tuition or fees in exchange for hosting various training courses. Since 2011 the Department has received \$40,842.00 in tuition or fees in exchange for hosting various training events.

The following training was attended by NYCRPD staff during 2017:

ARIDE	Motorcycle Crash Investigation
Child Safety Seat Conference	Narcotics Officer Conference
Child Sexual Abuse	NCIC Certification
CLEAN Certification	Officer Involved Shootings Investigations
Crime Prevention Training	Patrol Rifle
Crime Scene Investigation Techniques	QUAD
Crowd Control Operations	Right to Know Law
Drug Identification	RITE - Racial Intelligence Training and Engagement
DUI Checkpoint Operations	Safety Committee
ENRADD	Source Development
EVOC Certification	Tactical Medicine
Field Training Officer	Truck and Bus Vehicle Code Enforcement
Forensic Cell Phone Examiner	UCR Training
Glock Armorer	VASCAR Certification
Glock Instructor	Voice Stress Analyzer Operator
Hazardous Materials Awareness	V-SPEC
Law Enforcement Firearms Instructor	
MCSAP Certification	Total Hours: 2604

## FLEET REPORT

### FLEET DEPLOYMENT

During 2017 the Department deployed twenty-six vehicles and seven trailers during its operations. The vehicles and trailers are organized into three distinct functional areas:

Patrol vehicles

Administrative vehicles

Special-service vehicles and trailers.



2016 Ford Taurus



2016 Ford Explorer Utility

The fleet deployment is as follows:

### 2017 Fleet Deployment

Patrol Vehicles	Administrative Vehicles	Special Service Vehicles
2014 Ford Taurus Interceptor 101	2015 Ford Fusion 109	2013 Ford Explorer 108 Utility
2016 Ford Taurus Interceptor 102	2007 Ford 500 105	1999 Carmate Trailer
2017 Ford Taurus Interceptor 104	2006 Jeep Liberty 120	2001 SMART Trailer
2014 Ford Taurus Interceptor 106	2008 Ford Explorer 123	2001 SMART Trailer
2016 Ford Explorer Utility 107	2013 Ford Taurus 124	2004 Carry-On Trailer
2014 Ford Taurus Interceptor 111	2017 Ford Taurus 103	2000 Kubota Tractor
2015 Ford Taurus Interceptor 114	2013 Ford Explorer Utility 112	2009 Trafcon Trailer
2017 Ford Taurus Interceptor 115	2008 Chevrolet Impala 125	2009 Trafcon Trailer
2017 Ford Taurus Interceptor 116	2008 Chevrolet Impala 126	2013 Ford Taurus 118 Interceptor
2015 Ford Taurus Interceptor 117	2008 Ford Taurus 110	2000 Chevrolet 3500 113
2016 Ford Taurus Interceptor 119	2011 Ford Taurus 122	
2016 Ford Explorer Utility 121		

### MILEAGE AND FUEL CONSUMPTION

During the delivery of police services in 2017, the fleet traveled a total of 574,584 miles and consumed 44,360 gallons of fuel. The average fuel economy was 13.23 mpg.

#### 2017 Miles Traveled

Patrol Vehicles	Administrative Vehicles	Special Service Vehicles
468,085	97,574	8,925

## **RETIRED VEHICLES**

The five (5) vehicles sold at auction brought an average of \$ 3220.00 return on the initial investment per vehicle. The vehicles had an average mileage of 151,878 and an average service life of 3.6 years for patrol vehicles and 8.5 years for the administrative vehicles. The amount each vehicle sold for and their description are as follows:

<b>Retired Vehicles</b>		
<b>Vehicle</b>	<b>Mileage</b>	<b>Sales Price</b>
2004 Ford Explorer*	151,469	\$1200.00
2010 Ford Explorer*	159,645	\$2000.00
2013 Ford Taurus	159,076	\$5600.00
2013 Ford Taurus	150,656	\$2600.00
2014 Ford Taurus	138,548	\$4700.00

\*Administrative vehicle

## **VEHICLE DAMAGE**

### **AT-FAULT ACCIDENTS**

During 2017 the Department experienced a total of four (4) accidents in which the officer was culpable. The monetary loss due to these accidents was \$2,006.40. This represents over a .75% reduction in monetary loss due to culpable accidents compared to 2016 and a 22.55% reduction compared to 2015. Each of the responsible officers received disciplinary action for their negligence. Though four at-fault accidents are by no means acceptable, our overall safety record was outstanding given that the officers traveled 143,646 miles for every at-fault accident. Considering that the officer's drive in every conceivable type of weather, often times in an emergency response mode, and the number of accidents remains extremely low.

### **PRISONER DAMAGE**

Occasionally, suspects who are in custody and secured within a patrol vehicle, intentionally inflict damage to the vehicle. Most often this results from suspects kicking the interior door panels or windows. During 2017, we experienced one incident of damage by a person who was in custody when a prisoner intentionally damaged a camera which monitors the rear seat of the patrol vehicle. The officers did an exceptional job at securing and controlling prisoners while in Department vehicles.

WEBSITE  
**<http://nycrpd.org>**

In early 2010, we recognized the need to improve upon our Department website. Our goal was to create a user-friendly site that could be used by the community, media, law enforcement, and others as a means to provide accurate and timely information.

The website provides easily accessible ways to contact the Department. Visitors can provide information to specific units such as traffic, criminal, and community policing. Department forms commonly requested by the public are printable from the website.

In January 2016, we introduced the “Daily Police Call Log” to better inform the community on the types of calls we handle on a daily basis. In 2017, we published 365 “Daily Police Call Logs”.

In 2017, [www.nycrpd.org](http://www.nycrpd.org) averaged 849 visitors a day, totaling more than 310,000 for the year. Since the new website was launched on April 23, 2010, nearly 2 million visitors have used our site.

TWITTER  
**@nycrpd**

In May 2013, we began a Twitter account to give us a presence in social media. The twitter account @nycrpd is used to send out timely information on active incidents, road closures and road conditions.

This form of social media has allowed us to send messages out to a broader range of our constituents. During 2017, 626 tweets were sent out to our 3,370 followers.

FACEBOOK

In July 2014, we launched a Facebook Page to broaden our social media exposure. During 2017, we posted 525 posts and now have 8,089 “likes”.

## CONCLUSION

In 2017, we handled 28,919 calls, 303 more than 2016 for a 1.06% increase. Six municipalities increased during 2017. A breakdown of our overall jurisdiction and individual municipal activity appears on Table VIII.

**TABLE VII**  
**CALLS FOR POLICE SERVICE**

MUNICIPALITY	% of Inc/Dec		% of Total	
	2016	2017	2016	2017
			Calls	Units
Dover Township	8,209	8,085	5.61	-1.51
Dover Borough	1,173	1,230	16.14	4.86
Manchester Township	8,586	8,910	6.84	3.77
Paradise Township	1,260	1,260	20.57	0
Conewago Township	3,093	3,205	2.11	3.62
North York Borough	1,811	1,848	17.22	2.04
Franklin Township	1,187	1,280	6.55	7.83
Jackson Township	3,297	3,101	4.50	-5.94
NYCRPD	28,616	28,919	2.22	1.06

When we consider the workload and the demands placed upon our staff, credit must continue to be directed to our individual members. Without question, the personnel associated with the Northern York County Regional Police Department are exceptional! As the studies have indicated, they do more work with less manpower, at less cost, when compared to others. It is through their efforts that the Department continues to provide quality service and at the same time, receive recognition that, to date has been a model for other organizations.

In order to continue to be able to do this, it should be realized that continued support and direction from the Board of Commissioners is imperative. On behalf of all the members--sworn and civilian alike--we are proud to have been provided the opportunity to serve our communities throughout 2017!

Respectfully submitted,

Mark L. Bentzel  
Chief of Police

dmw

**CAVEAT:** Although the year-end report is historically submitted and signed by the Chief of Police, it clearly represents the efforts of others. To wit, this report was generated with the assistance of several members of the Department, including: Lt Lash, Lt Wasilko, Sgt Anderson, Sgt Migatulski, Ofc Allen, Ofc Chetaitis, Ofc Brining, Ms. Wales, Ms. Stare, Ms. Mummert and Ms. Maughlin.

NORTHERN YORK COUNTY REGIONAL POLICE DEPARTMENT  
STATISTICAL YEAR TO DATE 2017

Year to Date	Dover Twp		Dover Boro		Manchester Twp		Paradise Twp		Conewago Twp.		North York Boro		Franklin Twp.		Jackson Twp.		NYCRPD		Clearance
PART I OFF.	open	closed	open	closed	open	closed	open	closed	open	closed	open	closed	open	closed	open	closed	open	closed	Rate
Homicide	1	0	0	0	1	1	0	0	0	0	0	0	0	0	1	3	3	4	133.33%
Inv.Mans	0	0	0	0	0	0	0	0	0	0	0	0	0	0	0	0	0	0	#DIV/0!
Rape	0	0	0	0	3	0	0	0	0	0	0	0	1	1	0	0	4	1	25.00%
Robbery	0	0	0	0	6	5	0	0	1	1	3	3	0	0	0	0	10	9	90.00%
Agg.Assault	2	2	1	1	3	3	2	2	1	2	7	7	1	0	5	6	23	22	96.65%
Burglary	25	15	2	2	22	10	9	1	8	2	16	8	6	2	17	10	105	50	47.62%
Theft	161	65	27	16	188	64	19	5	45	20	48	21	32	10	44	20	564	221	39.15%
RetailTheft	18	16	0	0	23	21	0	0	4	3	2	2	0	0	2	1	49	43	87.76%
Auto Theft	6	3	0	1	23	13	1	0	4	3	3	0	0	0	0	0	37	20	54.05%
Arson	1	0	0	0	1	2	0	1	0	0	1	1	0	0	0	0	3	4	133.33%
Totals	214	101	30	20	270	119	31	8	64	31	80	42	40	13	69	40	798	374	46.87%
PART II OFF.	Dover Twp		Dover Boro		Manchester Twp		Paradise Twp		Conewago Twp.		North York Boro		Franklin Twp.		Jackson Twp.		Totals		
Simp.Assault	151	154	33	31	142	138	25	23	79	79	58	58	19	21	44	45	551	549	99.64%
Forgery	9	6	0	0	6	9	0	0	3	4	0	1	0	0	2	1	20	21	105.00%
Fraud	47	14	5	3	118	91	3	0	43	30	6	2	12	5	16	3	250	148	59.20%
Embezzlmt.	0	0	0	0	0	0	0	0	0	0	0	0	0	0	0	0	0	0	#DIV/0!
RSP	2	3	0	0	7	8	0	0	0	0	3	3	0	0	1	1	13	15	115.38%
Vandalism	92	16	13	6	70	17	6	1	27	7	22	8	13	3	46	10	289	68	23.53%
Weap.Viol.	7	7	4	4	6	7	0	0	1	1	2	2	0	0	5	5	25	26	104.00%
Prostitution	0	0	0	0	12	11	0	0	0	0	0	0	0	0	0	0	12	11	91.67%
SexOffenses	37	25	3	2	30	20	2	1	19	14	12	7	7	3	8	3	118	75	63.56%
DrugLaws	59	70	16	14	116	122	6	6	9	10	34	30	8	9	19	21	267	282	105.62%
Gambling	0	0	0	0	0	0	0	0	0	0	0	0	1	0	0	0	1	0	0.00%
Of.Family	27	18	2	2	17	14	5	3	13	7	11	9	3	2	8	6	86	61	70.93%
D.U.I.	43	42	13	14	124	119	13	11	13	12	31	30	5	5	23	25	265	268	97.36%
Liq.Laws	3	3	0	0	10	9	1	1	0	0	0	0	1	1	1	1	16	15	93.75%
Pub.Drunk	16	16	1	1	48	49	2	2	10	10	18	18	0	0	4	4	99	100	101.01%
Dis.Conduct	129	124	47	44	117	117	22	21	42	41	48	45	8	8	44	42	457	442	96.72%
Oth.Offense	121	94	18	13	154	130	16	13	50	44	46	46	18	18	52	44	475	402	84.63%
Totals	743	592	155	134	977	861	101	82	309	259	291	259	95	76	273	211	2944	2473	84.00%
Ord.Violations	87	83	13	11	127	111	15	14	33	32	52	53	17	16	35	34	379	354	93.40%
Loitering	0	0	0	0	0	0	0	0	0	0	0	0	0	0	0	0	0	0	#DIV/0!
Part 1&2 Off.	957	693	185	154	1247	980	132	90	373	290	371	301	135	88	342	251	3742	2847	76.08%
Service Calls	Dover Twp		Dover Boro		Manchester Twp		Paradise Twp		Conewago Twp.		North York Boro		Franklin Twp.		Jackson Twp.		Totals		
Other Calls	6892	6705	978	970	6748	6739	1014	1014	2588	2574	1363	1353	1068	1070	2586	2556	23017	22981	99.84%
M.V.Accidents	349	349	54	54	788	788	99	99	211	211	62	62	60	60	158	158	1781	1781	100.00%
TOTAL CALLS	8085	7830	1230	1189	8910	8618	1260	1217	3205	3107	1848	1769	1280	1234	3101	2999	28919	27963	96.69%

NORTHERN YORK COUNTY REGIONAL POLICE DEPARTMENT  
STATISTICAL RECAP FOR YEAR TO DATE 2017

Year to Date	DOVER TWP.	DOVER BORO.	MANCHESTER TWP.	PARADISE TWP.	CONEWAGO TWP.	NORTH YORK BORO.	FRANKLIN TWP.	JACKSON TWP.	N.Y.C.R.P.D.
<b>CRIMINAL</b>									
Crim.Invest.Assigned	344	30	252	38	121	54	33	79	951
Crim. Invest.Closed	288	23	208	27	99	50	23	59	777
Crim.Arrests	540	116	890	80	209	253	71	196	2355

<b>TRAFFIC SUMMARY</b>									
Injury Accidents	64	4	98	22	17	9	13	36	263
Total Injuries	79	4	116	37	20	13	20	45	334
Fatal Accidents	2	0	0	0	2	0	0	2	6
Total Fatalities	2	0	0	0	2	0	0	2	6
Non Injury Accidents	283	50	690	77	192	53	47	120	1512
Total Accidents	349	54	788	99	211	62	60	158	1781
Citations Issued	2309	542	5408	622	755	672	950	1147	12405
Warning Cards	649	164	1349	163	154	152	122	310	3063
Faulty Equip. Cards	312	91	526	92	58	125	16	134	1354
Parking Tickets	15	4	25	2	16	186	0	21	269
Parking Tkt .Warnings	7	1	5	0	4	4	35	6	62

<b>ORD. VIOLATIONS</b>									
Abandoned Vehicles	26	3	57	9	9	24	2	7	137
Curfew	5	2	18	1	3	2	1	0	32
Other Ord.Violations	56	8	52	5	21	26	14	28	210