

NORTHERN YORK COUNTY REGIONAL POLICE DEPARTMENT

2018 ANNUAL REPORT



**DOVER TOWNSHIP
DOVER BOROUGH
MANCHESTER TOWNSHIP
PARADISE TOWNSHIP
CONEWAGO TOWNSHIP
NORTH YORK BOROUGH
FRANKLIN TOWNSHIP
JACKSON TOWNSHIP**

**MICHAEL CASHMAN
ANDREW KROFT
ROD BRANDSTEDTER
CLARK CRAUMER
LORRETA WILHIDE
ANDRE PALMER
DAVID SPRIGG
DAVID BROWN**

In Memory of Mayor Robert Dentler

**MARK L. BENTZEL
CHIEF OF POLICE**

TABLE OF CONTENTS

Introduction _____	1
Staffing	
Municipal Units of Service _____	2
Organizational Chart _____	4
Personnel _____	5
Field Services Division	
Patrol Section	
Calls for Service _____	7
Activity – Department _____	8
Individual Municipality Overview _____	10
Serious Crime _____	27
Less Serious Crime _____	28
Service Calls _____	29
Vehicle Accidents _____	29
Criminal Investigation Section	
Responsibilities _____	30
Investigative Activity _____	31
Community Policing and School Resource Officers	
Community Programs _____	33
National Night Out _____	33
School Resource Officer Activity _____	34
Support Services Division	
Records Section _____	35
Court Disposition Report _____	35
Court Liaison Officer _____	35
Pennsylvania Right to Know Law _____	38
Training _____	39
Fleet Report _____	41
Social Media _____	44
Conclusion _____	45

TABLE OF CONTENTS (CONTINUED)

Directory of Tables and Charts

Table I	Municipal Units of Service _____	2
Table II	Overtime _____	2
Table III	Part I Crimes _____	27
Table IV	Municipal Crime Rate _____	27
Table V	Part II Crimes _____	28
Table VI	Municipal Calls for Service _____	29
Table VII	Calls for Police Service _____	45

Chart I	Overtime Hours _____	3
Chart II	Department Criminal Arrests _____	32
Chart III	Court Appearances - Conviction Rates _____	36
Chart IV	Court Appearances – On Duty/Off Duty _____	37

**TO: CHAIRMAN AND MEMBERS OF THE NORTHERN YORK COUNTY
REGIONAL POLICE BOARD OF COMMISSIONERS**

FROM: CHIEF MARK L. BENTZEL

SUBJECT: ANNUAL REPORT 2018

INTRODUCTION

In 2018, the Department again experienced the busiest call load in our history. The Department signed an agreement with the Spring Grove Area School District to provide a second School Resource Officer (SRO). The SRO began working in the District on October 22, 2018.

Lt George Wasilko retired in 2018. Lieutenant David Lash was promoted to the rank of Deputy Chief of Police and Sergeants Gregg Anderson, John Migatulski and Jeremy Neidigh were promoted to Lieutenant. Corporals Cody Becker and Christopher Irwin were promoted to Sergeant and Officers Kyle McClure and Noah Potteiger were promoted to Corporal.

The governing body (the Commission) is comprised of one elected official from each municipality. As such, Mr. Michael Cashman represented Dover Township; Mr. Robert Dentler and Andrew Kroft represented Dover Borough; Mr. Rod Brandstedter represented Manchester Township; Mr. Clark Craumer represented Paradise Township; Ms. Lorreta Wilhide represented Conewago Township; Mr. Andre Palmer represented North York Borough; Mr. David Sprigg represented Franklin Township; Mr. David Brown represented Jackson Township. Mr. Joseph Rudolf from Clark Hill in Philadelphia, PA represented our Department and Commission as solicitor. Kochenour, Earnest, Smyser, and Burg conducted an audit of our financial records.

These eight municipalities together encompass 145 square miles or 15.9% of the total landmass for York County. In accordance with generally accepted population figures, service is provided to about 69,419 citizens. The population, by municipality, is Dover Township – 21,588, Dover Borough – 1,991, Manchester Township – 18,553, Paradise Township – 3,994, Conewago Township – 8,238, North York Borough – 2,034, Franklin Township – 4,904, and Jackson Township – 8,117.

STAFFING

Units of Service

In keeping with the dictates of the "Articles of Agreement", municipalities purchase time by using a "unit of service" concept. Units are currently measured by a formula of 10 hours equaling one unit. Time is monitored in fifteen-minute increments on a daily, weekly and annual basis. This year, the Department managed 106,080 hours of service—102,960 hours of service to the municipalities and an additional 3,120 hours contracted to Spring Grove School District and Dover Area School District. These hours are specifically earmarked to/for our School Resource Officer's efforts in schools.

**TABLE I
MUNICIPAL UNITS OF SERVICE**

MUNICIPALITY	HOURS		BALANCE	
	Week	Year	Hours	Percent
Dover Twp	620	32,240	17.72	0.0005
Dover Borough	70	3,640	-3	-0.0008
Manchester Twp	630	32,760	41.89	0.0013
Paradise Twp	100	5,200	-12.99	-0.0025
Conewago Twp	200	10,400	-8.25	-0.0008
North York Boro	90	4,680	-15.29	-0.0033
Franklin Twp	75	3,900	-29.59	-0.0076
Jackson Twp	175	9,100	0.61	0.0001
NYCRPD	1,960	101,920	-8.9	-0.000087

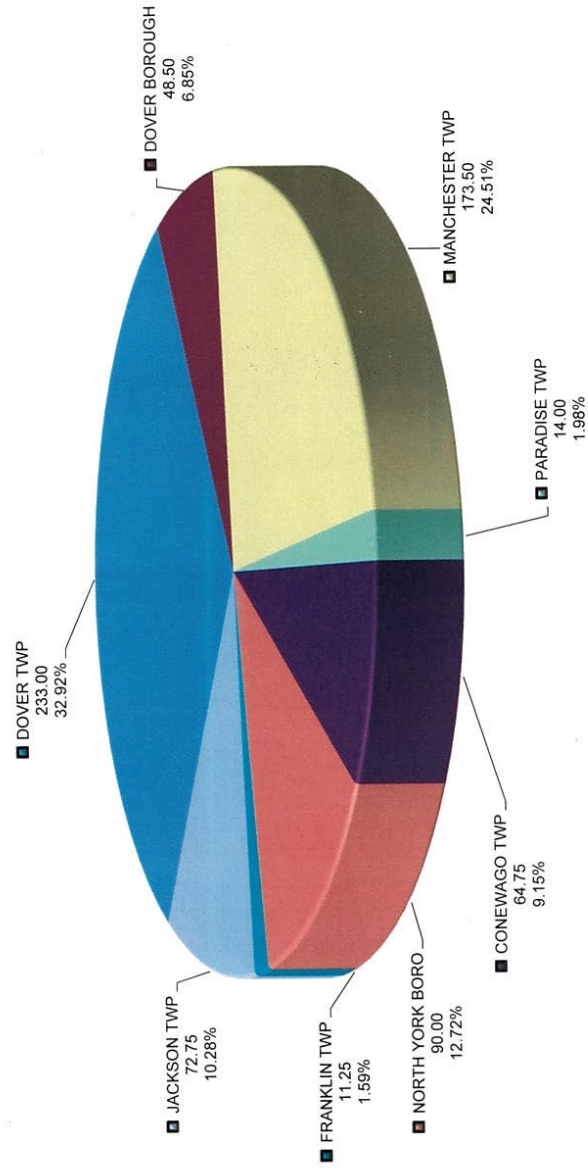
In addition to the unit time, another 707.75 hours of overtime was worked throughout the year. This was **34.4** hours less than last year. This overtime information is depicted on Chart I.

Also, several other overtime duty details— York County Drug Task Force, Center for Traffic Safety DUI Checkpoints, United States Marshal's Fugitive Task Force, FBI-Philadelphia Crimes Against Children Task Force and private duty details—were completed for a total reimbursement of \$85,922.93/1,026.00 hours. The 707.75 hours of overtime, plus the additional 1,026.00 hours of billed overtime.

**TABLE II
OVERTIME**

Center for Traffic Safety	213.50	Dover Township	233.00
United States Marshal Service	127.25	Dover Borough	48.50
FBI- Crimes Against Children	113.00	Manchester Township	173.50
York County Drug Task Force	337.75	Paradise Township	14.00
Private Duty Details	234.50	Conewago Township	64.75
TOTAL REIMBURSED HOURS	1026.00	North York Borough	90.00
		Franklin Township	11.25
		Jackson Township	72.75
		TOTAL MUNICIPAL HOURS	707.75

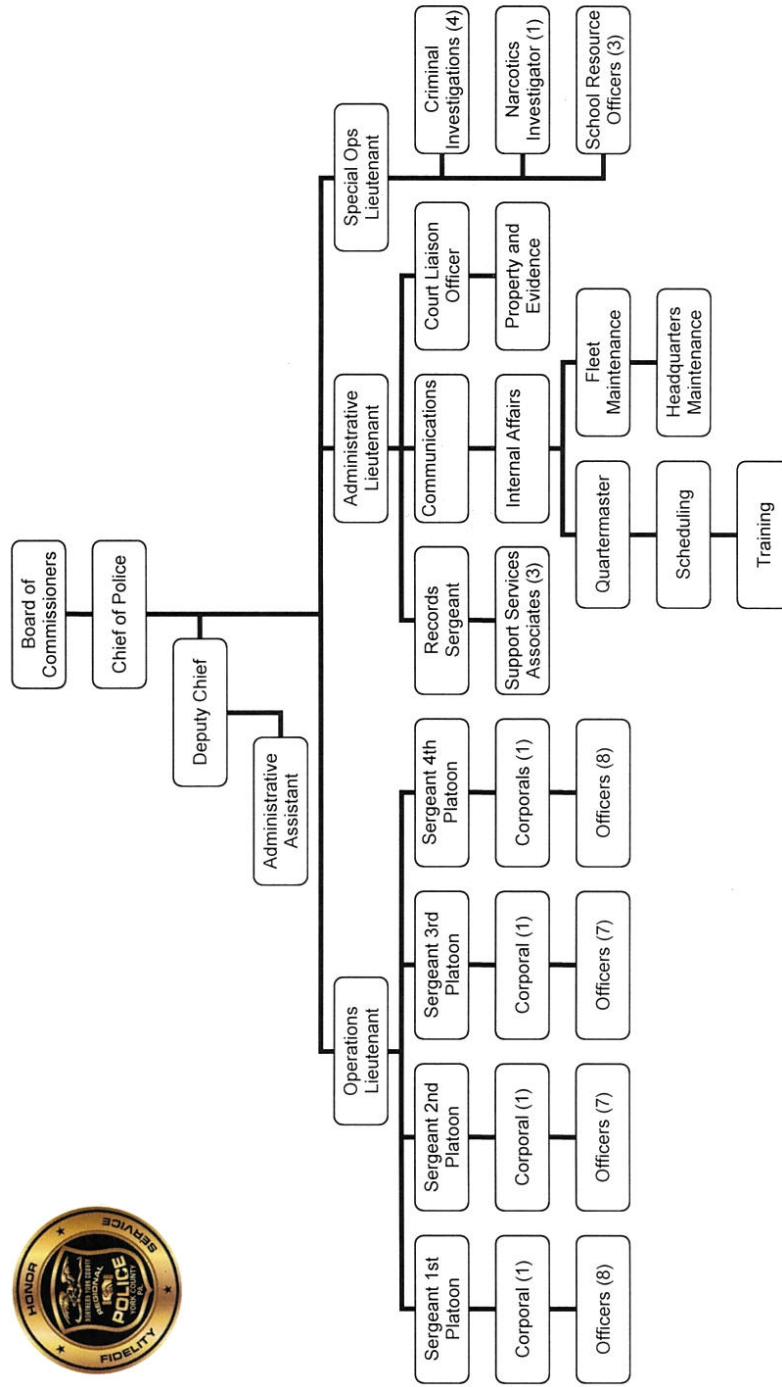
CHART I
OVERTIME HOURS



DOVER TWP	DOVER BOROUGH	MANCHESTER TWP	PARADISE TWP
CONEWAGO TWP	NORTH YORK BORO	FRANKLIN TWP	JACKSON TWP

2018 TOTAL HOURS = 707.75

NORTHERN YORK COUNTY REGIONAL POLICE DEPARTMENT ORGANIZATIONAL CHART



PERSONNEL

<u>NAME</u>	<u>RANK</u>	<u>ASSIGNMENT</u>
Mark L. Bentzel	Chief of Police	Administration
David L. Lash	Lieutenant/Deputy Chief	Administration
George Wasilko	Lieutenant/Retired	Administration
Gregg A. Anderson	Sergeant/Lieutenant	Operations
Jeremy J. Neidigh	Sergeant/Lieutenant	Administration
John C. Migatulski	Sergeant/Lieutenant	Special Operations
Jack C Asper II	Sergeant	Patrol
James E. Kulak Jr.	Sergeant	Patrol
Cody M. Becker	Corporal/Sergeant	Patrol
Christopher A. Irwin	Corporal/Sergeant	Patrol
J. Jeffrey Sierotowicz	Corporal	Patrol
John P. Morley	Corporal	Patrol
Stephen K. McClure	Officer/Corporal	Patrol
Noah S. Potteiger	Officer/Corporal	Patrol
Donald L. Godfrey Jr.	Officer	Patrol
Mark W. Allen	Officer	Patrol/SRO
Joseph T. Jones	Officer	Patrol/CLO
Todd E. Wise	Officer	Patrol
Joel A. Hopta	Officer	Patrol
Jody L. Brininger	Officer	Patrol
Patrick G. Gartrell Jr.	Officer	Investigations
Michael Hine	Officer	Investigations
Daniel E. Sanger	Officer	Patrol
Edward A. Pague	Officer	Patrol
Jason D. Greco	Officer	Patrol
Matthew T. Chetaitis	Officer	Patrol/SRO
Mark E. Baker	Officer	Investigations
Robert H. Ryman	Officer	Investigations
William D. Haller	Officer	Investigations
Isaiah E. Emenheiser	Officer	Patrol
Stephen E. Lebo	Officer	Patrol
Daniel W. Zimmerman	Officer	Patrol
Erika L. Eiker	Officer	Patrol
Andrew W. Miller	Officer	Patrol
Jonathan A. Bailey	Officer	Patrol
Matthew S. Straub	Officer	Patrol
Zachary T. Grey	Officer	Patrol
Matthew T. Cicale	Officer	Patrol
Kevin S. Mengel	Officer	Patrol/SRO
Maxwell A. Ruby	Officer	Patrol
Andrew D. Shaffer	Officer	Patrol
Patrick T. McBreen	Officer	Patrol
William I. Nailor	Officer	Patrol
Tyler J. Zeller	Officer	Patrol
Tanner N. Tyson	Officer	Patrol
Gage M. Baumgardner	Officer	Patrol
Michael J. Gragg	Officer	Patrol
Derek A. Snyder	Officer	Patrol
David M. Englar	Officer	Patrol
Casey I. McCauslin	Officer	Patrol
Jonathan A. Taylor	Officer	Patrol
Anthony F. Gelbaugh	Officer	Patrol
Austin C. Rardain	Officer	Patrol

<u>NAME</u>	<u>RANK</u>	<u>ASSIGNMENT</u>
Diane M. Wales	Admin Assistant	Administration
Lisa M. Maughlin	Sr Supp Serv Assoc	Support Services
Rendy L. Stare	Supp Serv Assoc I	Support Services
Lori A. Mummert	Supp Serv Assoc II	Support Services

Twenty-eight (28) members of the Department missed no sick time during 2018. Among those members are DC. Lash, Lts Anderson, Migatulski and Neidigh, Sgts Becker and Kulak, Cpls Morley, Potteiger and Sierotowicz and Officers Allen, Englar, Gartrell, Gelbaugh, Gragg, Grey, Haller, Jones, McCauslin, Mengel, Miller, Nailor, Pague, Rardain, Ruby, Ryman, Taylor and Zeller as well as Ms. Mummert. Many of these members have not missed a day in years. The sworn members missed an average of 0.516 days this year which is down from 2017. The non-sworn member average was 3.219 days compared to 2.453 days during 2017. Eight sworn members were on leave for surgeries and were not calculated in the average.

This year we experienced 2 Worker's Compensation claims – one less than last year. The Department established a Safety Committee to review duty-related injuries, discuss ways to prevent injuries, and improve the overall safety of employees while working.

The Department and its members received 83 commendations this year. Fifty-three commendations recognized individual officers or groups of officers and 30 commendations recognized the Department. The Officers and the Department were commended for a job well done by:

HACC	Junior Achievement
Christian School of York	Pack 54 Cub Scouts
Joyful Noise PreSchool	North Salem PTO
Lincoln Intermediate Unit #12	Student Council SGHS
Hayshire Elementary	Center for Traffic Safety
Olde Tyme Days	Mission BBQ
Military Department of Maryland	Leib Elementary PTO
New Freedom Borough	Railway Claim Services
Roundtown Elementary	PSP – York
Penn Twp Police Department	Verizon
York County Board of Commissioners	Central York School District
Dover Intermediate	

We are very proud of this recognition by our peers and the public. The Chief and the Board of Commissioners recognized another 34 officers for their work in 2018. Officer Tanner Tyson was named the Department's Officer of the Year.

The Department investigated one conduct complaint that resulted in a suspension or termination. Nine other infractions occurred and were investigated which resulted in discipline less than a suspension. In this area, we will continue to focus our efforts on improving.

**FIELD SERVICES DIVISION
Patrol Section**

Calls for Service

In order to understand the workload demands placed on the Department, it is important to have a historical perspective. In other words, where have we come from and where might we be going. To that end, we offer the following ten-year recap of activities. Our base year for this purpose is 2009.

<u>Year</u>	<u># Calls</u>	<u>% Increase/Decrease</u>
2009	25,440	- 4.48
2010	26,827	+ 5.45
2011	28,145	+ 4.91
2012	26,936	- 4.30
2013	25,893	- 3.87
2014	26,127	+ 0.90
2015	26,707	+ 2.22
2016	28,616	+ 7.15
2017	28,919	+ 1.05
2018	29,012	+ 0.32

This year our call load showed an increase of 0.32%. In 2018, we serviced 29,012 calls for police assistance, which are 93 more calls than the previous year. 2018 marked the highest total calls serviced in Department history. Therefore, our ten-year annualized average increase is 9.35%, which is a yearly average increase of 0.935%.

At this point, we will discuss, in some detail, the 29,012 calls serviced. As you review this information, it might be beneficial to understand how authorities look at police activity. Experts report (and authorities generally agree) that of all the calls received for police assistance, approximately 20% will be "Criminal" in nature and 80% will be "Service" in nature. Our figures indicate that 11.72% (3,400) of our total calls (29,012) were criminal in nature and 88.28% (25,612) were service in nature. Therefore, we appear to be experiencing a less than average amount of criminality and a higher than average amount of service activity in our jurisdiction when compared to the norm.

A breakdown of our total activity has been charted in five general areas. Calls that are criminal in nature, as defined by the Uniform Crime Report, are a combination of 674 Part I offenses and 2,726 Part II offenses. Calls that are service in nature are a combination of 1,823 traffic accidents investigated, 460 ordinance violations and 23,329 incidents that have not been classified as criminal in nature and may best be described as service calls.

Activity

The Field Services Division, Patrol Section, issued 12,277 traffic citations this year. This is a decrease of 128 compared to 2017. For historical reference, our traffic enforcement index has, in the past years, moved both higher and lower.

The Board should know that the enforcement index is determined by dividing the number of injury/fatal accidents into the number of citations issued. An optimum enforcement index is 10-20 citations for every injury accident according to authorities in the field. A five year overview is as follows:

<u>Year</u>	<u>Citations</u>	<u>Injury/Fatal Accidents</u>	<u>Traffic Enforcement Index</u>
2018	12,277	285	43.08
2017	12,405	269	46.12
2016	13,738	310	44.32
2015	10,973	313	35.05
2014	13,245	240	55.18

TRAFFIC ENFORCEMENT		2017	2018	17/18
Citations		12405	12277	-128
Written Warnings		3063	2975	-88
Faulty Equipment Cards		1354	1857	503
Parking Tickets		269	371	102
Abandoned Vehicles		137	208	71
Parking Warnings		62	79	17

TRAFFIC ENFORCEMENT		2017	2018	17/18
Citations		12405	12277	-128
Written Warnings		3063	2975	-88
Faulty Equipment Cards		1354	1857	503
Parking Tickets		269	371	102
Abandoned Vehicles		137	208	71
Parking Warnings		62	79	17

Patrol conducted no less than 17,767 traffic-related investigations in 2018 or more than 48 per day, on average, or 2.0 each hour of every day. None of this activity is classified as a reportable case and, therefore, is not tallied in the call-load figures expressed elsewhere on this report. Again, the Board should understand that this is self-initiated activity and not counted as a call or calls.

In 2018, 327 persons were charged with “Driving Under the Influence” (DUI), which decreased from 333 DUIs effected in 2017. Northern York County Regional Police officers continue to arrest intoxicated drivers at a far greater rate than their counterparts across the state. A ten-year recap illustrates the efforts made to keep our citizens safe.

2018 - 327
2017 - 333
2016 - 373
2015 - 393
2014 - 365
2013 - 431
2012 - 424
2011 - 472
2010 - 394
2009 - 398

During this period, we have arrested 3,910 persons for DUI or an average of 391.0 per year.

There were 74 drunk drivers involved in motor vehicle accidents, which reflects 22.63% of the total drivers charged with DUI. Of the 327 people arrested, 233 or 71.25% were male and 94 or 28.75% were female. Those arrested for DUI, on average, had a blood alcohol concentration of .169% more 2.11 times the legal limit. The highest blood alcohol reported in 2018 was .359% or 4.49 times the legal limit.

There were 14 DUI offenders who were under the age of 21. This accounted for 4.28% of the total.

DUI arrests, where drugs are the cause of intoxication, are classified by the higher UCR value attached to drug usage. During 2018, seventy (70) “Drivers Under the Influence” were found to be under the influence of drugs and, therefore, charged with DUI/Drugs and, as a result, removed from the population of traditional “Drivers Under the Influence” for accurate reporting.

The Department also engaged in a York County program called “Target 25”. Statistically, 25% of the DUI offenders have been charged with DUI previously. Offenders that are not first time offenders are charged, and arraigned and placed under supervision immediately. The purpose of this program is to monitor repeat offenders quicker, thus making the roadways safer. During 2018, we processed 84 offenders as “Target 25”.

INDIVIDUAL MUNICIPALITY OVERVIEW



DOVER TOWNSHIP	2016	2017	2018	17/18
Service Hours per Week	620	620	620	0
Overtime Hours	186.04	243.63	233	-10.63
SERIOUS CRIME-PART I OFFENSES				
Homicide/Inv. Manslaughter	0	1	0	-1
Rape	6	0	4	4
Robbery	3	0	1	1
Aggravated Assault	2	2	9	7
Burglary	22	25	15	-10
Theft	162	179	128	-51
Auto Theft	9	6	3	-3
Arson	2	1	0	-1
*TOTAL PART I CRIMES	206	214	160	-54
CRIME RATE/CRIMES PER 100,000	967.77	1005.36	741.15	-264.20
LESS SERIOUS CRIME - PART II OFFENSES				
Simple Assault	149	151	144	-7
Forgery	14	9	3	-6
Fraud	33	47	50	3
Receiving Stolen Property	4	2	1	-1
Vandalism	99	92	63	-29
Possession of Weapons	7	7	6	-1
Prostitution	0	0	1	1
Sex Offenses	32	37	46	9
Drugs Laws	91	59	70	11
Family Offenses	26	27	28	1
DUI	51	43	55	12
Liquor Law	6	3	5	2
Public Drunkenness	12	16	19	3
Disorderly Conduct	105	129	119	-10
All Others	133	121	114	-7
*TOTAL PART II CRIMES	762	743	724	-19
TOTAL CRIMINAL ARRESTS	559	540	527	-13
MUNICIPAL ORDINANCE VIOLATIONS				
Abandoned Vehicles	37	26	41	15
Curfew Violations	7	5	6	1
Other Ordinance Violations	41	56	39	-17
*TOTAL ORDINANCE VIOLATIONS	85	87	86	-1
CRASH DATA				
Injury Accidents	67	64	59	-5
Non-Injury Accidents	264	283	280	-3
Fatal Accidents	1	2	1	-1
*TOTAL CRASHES	332	349	340	-9
*ALL OTHER CALLS	6824	6692	6930	238
* = TOTAL CALLS FOR SERVICE	8209	8085	8240	155

DOVER TOWNSHIP	2016	2017	2018	17/18
ENFORCEMENT - TRAFFIC				
Traffic Citations	2378	2309	2413	104
Warnings/Equipment Violations	726	961	1023	62
Parking Tickets/Warnings	31	22	96	74
Traffic Enforcement Index	34.97	34.98	40.22	5.23
ALARM DATA				
Burglary	200	220	210	-10
Fire	44	34	43	9
Hold Up/Panic	18	16	19	3
Medical	33	29	30	1
OTHER NOTABLE CALLS				
Non-Criminal Death Investigations	21	22	24	2
Mental Health Calls	84	90	93	3
Non-Criminal Domestics	121	138	149	11
Naloxone	5	7	4	-3
Warrants	58	87	83	-4
PFA Filed	77	67	70	3
CRIMINAL INVESTIGATIONS				
Criminal Investigations Assigned	381	344	294	-50
Criminal Investigations Closed	332	288	246	-42
Criminal Arrests	559	540	527	-13

A 22 year old Dover Township man was arrested for Homicide by Vehicle and Accidents Involving Death or Personal Injury. A crash investigation found the male had been traveling at a high rate of speed and failed to stop at a stop sign striking another vehicle. After striking another vehicle at the intersection the vehicle struck several fence posts killing the 18 year old passenger.

A 22 year old Dover Township man was arrested for breaking into a public water tower in the township in 2017. During the break in a fingerprint from a piece of duct tape was secured as evidence which was used to override the pressure switch on the tower gate. The print had been submitted to the Pennsylvania State Police Crime Lab in 2017. Not until that 22 year old was arrested in 2018 was the print in this case identified.

A 24 year old North York Borough man was arrested for 3 burglaries in which 25 guns had been taken from several residences. The person arrested in these incidents had a friend who delivered the local paper to the victims. When the victims put a hold on the delivery of the paper, the houses would be burglarized. The coconspirators were also arrested.

A 41 year old Dover Township man was arrested for Open lewdness and Indecent Exposure. An investigation found that a 15 year old reported that when she was 8 years of age, the male would expose his genitals to her while she was visiting the male's daughter at his house.

A 30 year old Harrisburg man was arrested for Robbery, Theft, and Receiving Stolen Property. The investigation found that the male entered a local business and removed 2 cordless drills valued at \$200.00 each. When employees attempted to stop the male a struggle ensued and the male fled.

DOVER BOROUGH	2016	2017	2018	17/18
Service Hours per Week	70	70	70	0
Overtime Hours	43.09	37.1	48.5	11.4
SERIOUS CRIME-PART I OFFENSES				
Homicide/Inv. Manslaughter	0	0	0	0
Rape	0	0	1	1
Robbery	0	0	0	0
Aggravated Assault	0	1	1	0
Burglary	3	2	2	0
Theft	23	27	32	5
Auto Theft	2	0	1	1
Arson	0	0	0	0
*TOTAL PART I CRIMES	28	30	37	7
CRIME RATE/CRIMES PER 100,000	1395.12	1506.78	1858.36	351.58
LESS SERIOUS CRIME - PART II OFFENSES				
Simple Assault	22	33	29	-4
Forgery	1	0	0	0
Fraud	3	5	2	-3
Receiving Stolen Property	0	0	2	2
Vandalism	9	13	9	-4
Possession of Weapons	1	4	7	3
Prostitution	0	0	0	0
Sex Offenses	4	3	6	3
Drugs Laws	11	16	9	-7
Family Offenses	1	2	3	1
DUI	6	13	6	-7
Liquor Law	0	0	1	1
Public Drunkenness	2	1	2	1
Disorderly Conduct	40	47	33	-14
All Others	16	18	18	0
*TOTAL PART II CRIMES	116	155	127	-28
TOTAL CRIMINAL ARRESTS	99	116	113	-3
MUNICIPAL ORDINANCE VIOLATIONS				
Abandoned Vehicles	2	3	1	-2
Curfew Violations	2	2	2	0
Other Ordinance Violations	12	8	4	-4
*TOTAL ORDINANCE VIOLATIONS	16	13	7	-6
CRASH DATA				
Injury Accidents	5	4	5	1
Non-Injury Accidents	56	50	34	-16
Fatal Accidents	0	0	0	0
*TOTAL CRASHES	61	54	39	-15
*ALL OTHER CALLS	952	978	967	-11
* = TOTAL CALLS FOR SERVICE	1173	1230	1177	-53

DOVER BOROUGH	2016	2017	2018	17/18
ENFORCEMENT - TRAFFIC				
Traffic Citations	653	542	533	-9
Warnings/Equipment Violations	333	255	329	74
Parking Tickets/Warnings	6	5	2	-3
Traffic Enforcement Index	130.60	135.50	106.60	-28.90
ALARM DATA				
Burglary	26	40	65	25
Fire	7	6	4	-2
Hold Up/Panic	4	0	2	2
Medical	3	8	3	-5
OTHER NOTABLE CALLS				
Non-Criminal Death Investigations	2	1	4	3
Mental Health Calls	15	19	10	-9
Non-Criminal Domestic	13	24	21	-3
Naloxone	0	2	1	-1
Warrants	12	8	13	5
PFA Filed	3	5	6	1
CRIMINAL INVESTIGATIONS				
Criminal Investigations Assigned	22	30	27	-3
Criminal Investigations Closed	23	23	23	0
Criminal Arrests	99	116	113	-3

A 23 year old York City woman was charged with Institutional Sexual Assault, Unlawful Contact with Minors and Corruption of Minors, after an investigation revealed that while she was the assistant girls' basketball coach at Dover High School she had engaged in an inappropriate relationship with a student on the team.

A 25 year old Newberry Township man was charged with burglary for breaking into his employer's business after hours. The male covered his face to avoid identification, but was observed on video surveillance wearing the same clothes he had on at work that day and arm tattoos positively identified him.

A 19 year old Dover Township female was arrested for over \$3000.00 in theft. The female a clerk at a local business would tell customers that the credit card machine was not working. She'd then have the patrons pay in cash and pocket some of the funds.

MANCHESTER TOWNSHIP	2016	2017	2018	17/18
Service Hours per Week	670	630	630	0
Overtime Hours	226.63	267.8	173.5	-94.3
SERIOUS CRIME-PART I OFFENSES				
Homicide/Inv. Manslaughter	0	1	2	1
Rape	2	3	3	0
Robbery	5	6	5	-1
Aggravated Assault	5	3	4	1
Burglary	13	22	31	9
Theft	225	211	195	-16
Auto Theft	15	23	18	-5
Arson	1	1	2	1
*TOTAL PART I CRIMES	266	270	260	-10
CRIME RATE/CRIMES PER 100,000	1442.59	1464.29	1401.39	-62.90
LESS SERIOUS CRIME - PART II OFFENSES				
Simple Assault	127	142	105	-37
Forgery	9	6	8	2
Fraud	105	118	61	-57
Receiving Stolen Property	5	7	3	-4
Vandalism	74	70	56	-14
Possession of Weapons	7	6	4	-2
Prostitution	12	12	1	-11
Sex Offenses	18	30	26	-4
Drugs Laws	151	116	123	7
Family Offenses	16	17	23	6
DUI	154	124	121	-3
Liquor Law	11	10	6	-4
Public Drunkenness	33	48	44	-4
Disorderly Conduct	74	117	94	-23
All Others	122	154	171	17
*TOTAL PART II CRIMES	918	977	846	-131
TOTAL CRIMINAL ARRESTS	905	890	798	-92
MUNICIPAL ORDINANCE VIOLATIONS				
Abandoned Vehicles	25	57	46	-11
Curfew Violations	9	18	17	-1
Other Ordinance Violations	45	52	79	27
*TOTAL ORDINANCE VIOLATIONS	79	127	142	15
CRASH DATA				
Injury Accidents	100	98	105	7
Non-Injury Accidents	646	690	682	-8
Fatal Accidents	0	0	1	1
*TOTAL CRASHES	746	788	789	1
*ALL OTHER CALLS	6587	6748	6999	251
* = TOTAL CALLS FOR SERVICE	8596	8910	9036	126

MANCHESTER TOWNSHIP	2016	2017	2018	17/18
ENFORCEMENT - TRAFFIC				
Traffic Citations	6541	5408	5269	-139
Warnings/Equipment Violations	2793	1875	2025	150
Parking Tickets/Warnings	34	30	53	23
Traffic Enforcement Index	65.41	55.18	49.71	-5.48
ALARM DATA				
Burglary	648	621	681	60
Fire	136	156	166	10
Hold Up/Panic	41	39	44	5
Medical	26	31	28	-3
OTHER NOTABLE CALLS				
Non-Criminal Death Investigations	25	24	15	-9
Mental Health Calls	80	76	93	17
Non-Criminal Domestic	108	126	121	-5
Naloxone	20	29	14	-15
Warrants	211	250	275	25
PFA Filed	15	13	22	9
CRIMINAL INVESTIGATIONS				
Criminal Investigations Assigned	248	252	206	-46
Criminal Investigations Closed	219	208	168	-40
Criminal Arrests	905	890	798	-92

A 52 year old Adams County man and his 26 year old son were arrested for numerous multi-jurisdictional burglaries. The father and son would perform tree work for customers and then when the customers were not home, they would burglarize their residence.

Four juveniles from Dauphin County were arrested for possession of stolen guns from a Lancaster County gun shop. The arrest of these subjects led to a multi-jurisdictional investigation which resulted in arrests for attempted homicide from other agencies.

A 66 year old Maryland man was arrested for several burglaries which occurred in a strip mall. This subject was also wanted in the state of Maryland for numerous burglaries of the same nature.

An 18 year old York City man and a 23 year old Dallastown woman were arrested for robbery and related charges after assaulting a man staying in a hotel. The man was robbed of \$2600.00 in cash and his cellular phone.

A 14 year old male from North York Borough was arrested for Terroristic Threats. An investigation found that the male had made a statement while at a football game that he was going to shoot up Central York High School.

PARADISE TOWNSHIP	2016	2017	2018	17/18
Service Hours per Week	100	100	100	0
Overtime Hours	10.39	18.15	14	-4.15
SERIOUS CRIME-PART I OFFENSES				
Homicide/Inv. Manslaughter	0	0	0	0
Rape	0	0	0	0
Robbery	0	0	0	0
Aggravated Assault	1	2	0	-2
Burglary	9	9	4	-5
Theft	26	19	15	-4
Auto Theft	2	1	0	-1
Arson	0	0	0	0
*TOTAL PART I CRIMES	38	31	19	-12
CRIME RATE/CRIMES PER 100,000	981.91	801.03	475.71	-325.32
LESS SERIOUS CRIME - PART II OFFENSES				
Simple Assault	20	33	35	2
Forgery	0	0	0	0
Fraud	2	4	8	4
Receiving Stolen Property	1	0	1	1
Vandalism	21	12	8	-4
Possession of Weapons	0	0	2	2
Prostitution	0	0	0	0
Sex Offenses	1	1	6	5
Drugs Laws	4	3	12	9
Family Offenses	0	4	4	0
DUI	13	11	17	6
Liquor Law	1	2	1	-1
Public Drunkenness	3	5	3	-2
Disorderly Conduct	10	15	19	4
All Others	10	7	15	8
*TOTAL PART II CRIMES	86	97	131	34
TOTAL CRIMINAL ARRESTS	68	80	105	25
MUNICIPAL ORDINANCE VIOLATIONS				
Abandoned Vehicles	3	1	4	3
Curfew Violations	0	2	1	-1
Other Ordinance Violations	9	6	4	-2
*TOTAL ORDINANCE VIOLATIONS	12	9	9	0
CRASH DATA				
Injury Accidents	28	32	26	-6
Non-Injury Accidents	72	72	78	6
Fatal Accidents	3	1	1	0
*TOTAL CRASHES	103	105	105	0
*ALL OTHER CALLS	819	1010	979	-31
* = TOTAL CALLS FOR SERVICE	1058	1252	1243	-9

PARADISE TOWNSHIP	2016	2017	2018	17/18
ENFORCEMENT - TRAFFIC				
Traffic Citations	583	622	561	-61
Warnings/Equipment Violations	299	255	263	8
Parking Tickets/Warnings	0	2	1	-1
Traffic Enforcement Index	18.81	18.85	20.78	1.93
ALARM DATA				
Burglary	48	53	43	-10
Fire	10	9	10	1
Hold Up/Panic	4	3	0	-3
Medical	3	3	6	3
OTHER NOTABLE CALLS				
Non-Criminal Death Investigations	5	4	3	-1
Mental Health Calls	15	14	15	1
Non-Criminal Domestic Violence	18	22	20	-2
Naloxone	2	3	3	0
Warrants	8	19	13	-6
PFA Filed	3	2	7	5
CRIMINAL INVESTIGATIONS				
Criminal Investigations Assigned	30	38	25	-13
Criminal Investigations Closed	21	27	20	-7
Criminal Arrests	80	80	105	25

A 33 year old Paradise Township man was arrested for violation of Megan's Law when he had failed to register as required.

A 17 year old Maryland female was charged for stealing an urn from a residence which contained ashes of the resident's family member. The female had been attending a graduation party at the victim's residence.

A 30 year old Philadelphia female was arrested for possessing a Pennsylvania Driver's License with her picture on it, but it contained the biographical information of the township resident. The female had been using the fraudulent identification to cash forged checks in the Philadelphia area.

CONEWAGO TOWNSHIP	2016	2017	2018	17/18
Service Hours per Week	190	190	200	10
Overtime Hours	75.9	54.91	64.75	9.84
SERIOUS CRIME-PART I OFFENSES				
Homicide/Inv. Manslaughter	0	0	0	0
Rape	0	0	0	0
Robbery	0	1	1	0
Aggravated Assault	3	2	1	-1
Burglary	19	8	17	9
Theft	70	49	46	-3
Auto Theft	3	4	7	3
Arson	1	0	1	1
*TOTAL PART I CRIMES	96	64	73	9
CRIME RATE/CRIMES PER 100,000	1215.81	810.54	886.14	75.60
LESS SERIOUS CRIME - PART II OFFENSES				
Simple Assault	103	70	60	-10
Forgery	42	1	2	1
Fraud	40	83	26	-57
Receiving Stolen Property	0	0	0	0
Vandalism	26	25	22	-3
Possession of Weapons	3	0	0	0
Prostitution	0	0	0	0
Sex Offenses	4	12	21	9
Drugs Laws	7	11	9	-2
Family Offenses	0	15	20	5
DUI	12	14	19	5
Liquor Law	5	1	1	0
Public Drunkenness	6	3	7	4
Disorderly Conduct	32	42	26	-16
All Others	50	38	49	11
*TOTAL PART II CRIMES	330	315	262	-53
TOTAL CRIMINAL ARRESTS	264	209	195	-14
MUNICIPAL ORDINANCE VIOLATIONS				
Abandoned Vehicles	8	9	54	45
Curfew Violations	0	3	5	2
Other Ordinance Violations	16	21	16	-5
*TOTAL ORDINANCE VIOLATIONS	24	33	75	42
CRASH DATA				
Injury Accidents	32	17	36	19
Non-Injury Accidents	189	192	198	6
Fatal Accidents	2	2	1	-1
*TOTAL CRASHES	223	211	235	24
*ALL OTHER CALLS	2435	2588	2485	-103
* = TOTAL CALLS FOR SERVICE	3108	3211	3130	-81

CONEWAGO TOWNSHIP	2016	2017	2018	17/18
ENFORCEMENT - TRAFFIC				
Traffic Citations	727	755	736	-19
Warnings/Equipment Violations	218	212	287	75
Parking Tickets/Warnings	4	20	5	-15
Traffic Enforcement Index	21.38	39.74	19.89	-19.84
ALARM DATA				
Burglary	78	104	107	3
Fire	48	45	51	6
Hold Up/Panic	5	4	6	2
Medical	4	3	11	8
OTHER NOTABLE CALLS				
Non-Criminal Death Investigations	14	6	9	3
Mental Health Calls	38	33	36	3
Non-Criminal Domestic Violence	56	62	76	14
Naloxone	4	8	3	-5
Warrants	32	36	28	-8
PFA Filed	12	18	17	-1
CRIMINAL INVESTIGATIONS				
Criminal Investigations Assigned	150	121	121	0
Criminal Investigations Closed	142	99	93	-6
Criminal Arrests	264	209	195	-14

Two employees of a local warehouse company were arrested for Theft and Receiving Stolen property. An investigation found that the 2 employees had stolen \$180,000.00 in baby formula from the business.

A 47 year old Conewago Township female was arrested for Access Device Fraud. An investigation found that the female had used a deceased man's bank card after he committed suicide. The female was responsible for taking over \$3000.00 out of the victims account.

A 15 year old male was arrested for Burglary, Theft and Receiving Stolen Property. An investigation found that the juvenile was being held at the York County Youth Development Center in Springettsbury Township. The actor was able to secure keys to a county owned vehicle and fled the Development Center. The vehicle was driven to a fire station and crashed into the bay door so entry could be gained into the building. Once inside the building the male then stole a fire rescue truck valued at \$750,000. He drove the vehicle to area of Hellam Township where it was recovered.

NORTH YORK BOROUGH	2016	2017	2018	17/18
Service Hours per Week	90	90	90	0
Overtime Hours	40.29	50.99	90	39.01
SERIOUS CRIME-PART I OFFENSES				
Homicide/Inv. Manslaughter	0	0	0	0
Rape	0	0	1	1
Robbery	0	3	1	-2
Aggravated Assault	11	7	4	-3
Burglary	9	16	8	-8
Theft	31	50	34	-16
Auto Theft	5	3	3	0
Arson	0	1	0	-1
*TOTAL PART I CRIMES	56	80	51	-29
CRIME RATE/CRIMES PER 100,000	2836.88	4052.68	2507.37	-1545.31
LESS SERIOUS CRIME - PART II OFFENSES				
Simple Assault	71	58	52	-6
Forgery	1	0	0	0
Fraud	7	6	10	4
Receiving Stolen Property	0	3	0	-3
Vandalism	31	22	31	9
Possession of Weapons	3	2	2	0
Prostitution	0	0	0	0
Sex Offenses	3	12	8	-4
Drugs Laws	33	34	50	16
Family Offenses	7	11	5	-6
DUI	31	31	32	1
Liquor Law	3	0	1	1
Public Drunkenness	12	18	13	-5
Disorderly Conduct	41	48	51	3
All Others	43	46	29	-17
*TOTAL PART II CRIMES	286	291	284	-7
TOTAL CRIMINAL ARRESTS	247	253	238	-15
MUNICIPAL ORDINANCE VIOLATIONS				
Abandoned Vehicles	15	15	44	29
Curfew Violations	1	2	8	6
Other Ordinance Violations	11	21	30	9
*TOTAL ORDINANCE VIOLATIONS	27	38	82	44
CRASH DATA				
Injury Accidents	10	11	3	-8
Non-Injury Accidents	62	51	47	-4
Fatal Accidents	0	0	0	0
*TOTAL CRASHES	72	62	50	-12
*ALL OTHER CALLS	1129	1369	1328	-41
* = TOTAL CALLS FOR SERVICE	1570	1840	1795	-45

NORTH YORK BOROUGH	2016	2017	2018	17/18
ENFORCEMENT - TRAFFIC				
Traffic Citations	814	672	769	97
Warnings/Equipment Violations	349	277	299	22
Parking Tickets/Warnings	133	190	172	-18
Traffic Enforcement Index	81.40	61.09	256.33	195.24
ALARM DATA				
Burglary	40	58	51	-7
Fire	20	7	22	15
Hold Up/Panic	1	5	3	-2
Medical	6	2	1	-1
OTHER NOTABLE CALLS				
Non-Criminal Death Investigations	6	2	5	3
Mental Health Calls	45	43	23	-20
Non-Criminal Domestic	52	39	35	-4
Naloxone	4	5	0	-5
Warrants	73	49	6	-43
PFA Filed	12	11	7	-4
CRIMINAL INVESTIGATIONS				
Criminal Investigations Assigned	56	54	63	9
Criminal Investigations Closed	42	50	50	0
Criminal Arrests	247	253	238	-15

A 17 year old York City male was arrested for robbery after he and another youth robbed a 17 year old North York Borough resident at gunpoint while he was walking from a local convenience store to his residence in the borough.

A 46 year old North York Borough resident was arrested for Theft. An investigation found that the female who was caring for a 50 year old handicapped resident, had stolen his debit card and made withdrawals in excess of \$4000.00 from his bank account without authorization.

A 13 year old North York Borough male was arrested for Indecent assault. An investigation found that the 13 year old was videotaping himself masturbating on the feet of a 21 year old female that had been staying at his mother's house.

FRANKLIN TOWNSHIP	2016	2017	2018	17/18
Service Hours per Week	75	75	75	0
Overtime Hours	34.82	34.46	11.25	-23.21
SERIOUS CRIME-PART I OFFENSES				
Homicide/Inv. Manslaughter	0	0	0	0
Rape	0	1	0	-1
Robbery	0	0	1	1
Aggravated Assault	1	1	0	-1
Burglary	5	6	1	-5
Theft	34	32	18	-14
Auto Theft	2	0	0	0
Arson	0	0	0	0
*TOTAL PART I CRIMES	42	40	20	-20
CRIME RATE/CRIMES PER 100,000	859.77	818.83	407.83	-411.00
LESS SERIOUS CRIME - PART II OFFENSES				
Simple Assault	19	28	32	4
Forgery	0	1	1	0
Fraud	6	5	4	-1
Receiving Stolen Property	0	1	0	-1
Vandalism	8	11	4	-7
Possession of Weapons	0	0	0	0
Prostitution	0	0	0	0
Sex Offenses	2	5	5	0
Drugs Laws	4	8	5	-3
Family Offenses	1	5	2	-3
DUI	7	4	5	1
Liquor Law	1	1	1	0
Public Drunkenness	2	1	0	-1
Disorderly Conduct	5	12	19	7
All Others	18	27	12	-15
*TOTAL PART II CRIMES	73	109	90	-19
TOTAL CRIMINAL ARRESTS	70	71	69	-2
MUNICIPAL ORDINANCE VIOLATIONS				
Abandoned Vehicles	0	2	4	2
Curfew Violations	0	1	1	0
Other Ordinance Violations	3	14	5	-9
*TOTAL ORDINANCE VIOLATIONS	3	17	10	-7
CRASH DATA				
Injury Accidents	11	13	16	3
Non-Injury Accidents	46	47	57	10
Fatal Accidents	1	0	1	1
*TOTAL CRASHES	58	60	74	14
*ALL OTHER CALLS	975	1068	1096	28
* = TOTAL CALLS FOR SERVICE	1151	1294	1290	-4

FRANKLIN TOWNSHIP	2016	2017	2018	17/18
ENFORCEMENT - TRAFFIC				
Traffic Citations	1047	950	833	-117
Warnings/Equipment Violations	183	138	125	-13
Parking Tickets/Warnings	2	35	24	-11
Traffic Enforcement Index	87.25	73.08	49.00	-24.08
ALARM DATA				
Burglary	17	20	43	23
Fire	4	1	5	4
Hold Up/Panic	1	6	0	-6
Medical	5	4	3	-1
OTHER NOTABLE CALLS				
Non-Criminal Death Investigations	5	7	5	-2
Mental Health Calls	15	19	23	4
Non-Criminal Domestic Violence	16	22	35	13
Naloxone	1	1	0	-1
Warrants	8	2	6	4
PFA Filed	6	9	7	-2
CRIMINAL INVESTIGATIONS				
Criminal Investigations Assigned	40	33	28	-5
Criminal Investigations Closed	30	23	18	-5
Criminal Arrests	70	71	69	-2

A 23 year old Franklin Township man was charged with Involuntary Deviate Sexual Intercourse, Indecent Assault and Corruption of Minors after it was found that he had engaged in sexual relations with a 14 year old female. A forensic analysis of the suspect's phone was done to corroborate the victim's allegations.

A Harrisburg man, who was employed as a contractor to renovate a residence, was charged with Theft and Receiving Stolen Property. An investigation found that while performing work on the residence the man stole in excess of \$5000.00 worth of personal items from the residence.

A 19 year old male and 21 year old female from Dillsburg were charged with Robbery and Assault with a weapon after they attacked a 16 year old male resident and stole personal possessions.

A 38 year old Maryland man was arrested for Loitering and Prowling at Night and Criminal Trespass. An investigation found that the male was prowling throughout a camp established for youths with a flashlight at night. Several persons affiliated with the camp were able to obtain a description of the vehicle. The male was stopped a short distance from the location and arrested.

JACKSON TOWNSHIP	2016	2017	2018	17/18
Service Hours per Week	165	165	175	10
Overtime Hours	75.96	35.11	72.75	37.64
SERIOUS CRIME-PART I OFFENSES				
Homicide/Inv. Manslaughter	2	1	0	-1
Rape	1	0	1	1
Robbery	0	0	1	1
Aggravated Assault	2	5	1	-4
Burglary	6	17	6	-11
Theft	50	46	43	-3
Auto Theft	1	0	2	2
Arson	0	0	0	0
*TOTAL PART I CRIMES	62	69	54	-15
CRIME RATE/CRIMES PER 100,000	796.51	886.43	665.27	-221.16
LESS SERIOUS CRIME - PART II OFFENSES				
Simple Assault	57	44	62	18
Forgery	1	2	0	-2
Fraud	12	16	14	-2
Receiving Stolen Property	1	1	0	-1
Vandalism	39	46	27	-19
Possession of Weapons	10	5	3	-2
Prostitution	0	0	0	0
Sex Offenses	8	8	13	5
Drugs Laws	9	19	19	0
Family Offenses	6	8	13	5
DUI	25	23	22	-1
Liquor Law	2	1	1	0
Public Drunkenness	6	4	2	-2
Disorderly Conduct	45	44	38	-6
All Others	55	52	48	-4
*TOTAL PART II CRIMES	276	273	262	-11
TOTAL CRIMINAL ARRESTS	278	196	188	-8
MUNICIPAL ORDINANCE VIOLATIONS				
Abandoned Vehicles	11	7	14	7
Curfew Violations	3	0	0	0
Other Ordinance Violations	107	28	35	7
*TOTAL ORDINANCE VIOLATIONS	121	35	49	14
CRASH DATA				
Injury Accidents	46	36	29	-7
Non-Injury Accidents	152	120	161	41
Fatal Accidents	1	2	1	-1
*TOTAL CRASHES	199	158	191	33
*ALL OTHER CALLS	2639	2566	2545	-21
* = TOTAL CALLS FOR SERVICE	3297	3101	3101	0

JACKSON TOWNSHIP	2016	2017	2018	17/18
ENFORCEMENT - TRAFFIC				
Traffic Citations	995	1147	1163	16
Warnings/Equipment Violations	471	444	481	37
Parking Tickets/Warnings	26	27	97	70
Traffic Enforcement Index	21.17	30.18	38.77	8.58
ALARM DATA				
Burglary	143	137	130	-7
Fire	22	21	28	7
Hold Up/Panic	5	4	9	5
Medical	14	13	14	1
OTHER NOTABLE CALLS				
Non-Criminal Death Investigations	12	11	9	-2
Mental Health Calls	42	29	37	8
Non-Criminal Domestics	43	40	57	17
Naloxone	6	5	1	-4
Warrants	21	29	36	7
PFA Filed	9	6	15	9
CRIMINAL INVESTIGATIONS				
Criminal Investigations Assigned	70	79	82	3
Criminal Investigations Closed	43	59	58	-1
Criminal Arrests	278	196	188	-8

A 25 year old Manchester man was arrested for Sexual Abuse of Children and Unlawful Contact with a Minor. An investigation found that the male had posed as a member of the United States Marshall Service and coerced a 16 year old with arrest if he did not engage in inappropriate acts. It was found this subject had committed these acts in multiple jurisdictions throughout Central Pennsylvania.

After an undercover operation at a local business a 41 year old male and his 43 year old sister from Manchester were arrested for selling prohibitive offensive weapons to the public.

A 14 year old male was arrested for Rape of a Child and Incest. An investigation found that the 14 year old male had forced sexual intercourse with a 9 year old victim, who was his niece.

A 38 year old male and 26 year old female from Spring Grove Borough were arrested for Burglary. An investigation found that the subjects involved broke into the victim's residence and stole jewelry and cash valued at \$1800.00. The subjects were caught when they sold the items at a pawn shop in York City.

Serious Crime

The 674 reported crimes classified as Part I Offenses under the FBI Uniform Crime Report System are the most serious crimes. Serious crime was down 15.54% (128 incidents) in our entire jurisdiction. Part I crimes include: Homicide, Manslaughter, Rape, Robbery, Aggravated Assault, Burglary, Theft, Auto Theft and Arson. Our overall Department clearance rate for these crimes is **51.04%** compared to 46.87% in 2017. The Statewide clearance average in 2017 was 31.19%. The County average in 2017 was 37.60%.

TABLE III
PART I – CRIMES

CRIME CLASSIFICATION	REPORTED CASES			2017/2018
	2016	2017	2018	Inc/Dec
Homicide/Inv. Man	2	3	2	-1
Rape	9	4	10	6
Robbery	8	10	10	0
Aggravated Assault	25	23	20	-3
Burglary	86	105	84	-21
Theft	621	613	511	-102
Auto Theft	39	37	34	-3
Arson	4	3	3	0
NYCRPD	794	798	674	-124

A formula is available to numerically chart or indicate a municipality's crime rate in finite terms. The rate is determined by dividing 100,000 by a municipality's population; times the Part I reported crimes. The overall regional jurisdiction experienced an annual decrease (15.54%) in the crime rate. Municipal crime rates appear for review on Table IV.

TABLE IV
MUNICIPAL CRIME RATE

MUNICIPALITY	POPULATION	FORMULA	2018	CRIME RATE	INC/DEC
Dover Twp	21,588	100,000/21588*160	160	741.15	-264.21
Dover Borough	1,991	100,000/1991*37	37	1,858.36	351.58
Manchester Twp	18,553	100,000/18553*260	260	1,401.39	-62.90
Paradise Twp	3,994	100,000/3994*19	19	475.71	-325.32
Conewago Twp	8,238	100,000/8238*73	73	886.14	75.60
North York Boro	2,034	100,000/2034*51	51	2,507.37	-1,545.31
Franklin Twp	4,904	100,000/4904*20	20	407.83	-411.00
Jackson Twp	8,117	100,000/8117*54	54	665.27	-221.16
NYCRPD	69,419	100,000/69419*674	674	970.92	-200.46

Less Serious Crime

The 2,726 reported crimes, classified as Part II offenses under the FBI Uniform Crime Report System are less serious crimes. Part II Crimes decreased (218 cases) or 7.41% in 2018. Our overall Department clearance rate for these crimes was **86.21%** compared to 84.00% in 2017. Our grand total clearance rate for both Part I and Part II crime was **79.24%** compared to 76.08% last year. A three-year review of these crimes appears on Table V.

TABLE V
PART II CRIMES

CRIME CLASSIFICATION	REPORTED CASES			2017/2018
	2016	2017	2018	Inc/Dec
Simple Assault	557	551	519	-32
Forgery	28	20	14	-6
Fraud	252	250	175	-75
Embezzlement	0	0	0	0
Rec. Stolen Property	11	13	7	-6
Vandalism	300	289	220	-69
Poss. of Weapons	28	25	24	-1
Prostitution	12	12	2	-10
Sex Offenses	83	118	131	13
Drug Laws	317	267	297	30
Gambling	0	1	0	-1
Family Offenses	80	86	98	12
DUI*	296	265	277	12
Liquor Laws	26	16	17	1
Public Drunkenness	74	99	90	-9
Disorderly Conduct	374	457	399	-58
Others**	441	475	456	-19
NYCRPD	2,879	2,944	2,726	-218

Service Calls

As mentioned earlier, national averages indicate that approximately 80% of all calls received by police will be "service" in nature. We found ours to be 88.28% this year. Municipalities as shown on Table VI generated these 29,012 calls.

TABLE VI
MUNICIPAL CALLS FOR SERVICE

MUNICIPALITY	TOTAL CALLS			SERVICE CALLS			% of TOTAL	
	2016	2017	2018	2016	2017	2018	2017	2018
Dover Twp	8,209	8,085	8,240	7,241	7,128	7,356	88.16%	89.27%
Dover Borough	1,173	1,230	1,177	1,029	1,045	1,013	84.96%	86.07%
Manchester Twp	8,586	8,910	9,036	7,402	7,663	7,930	86.00%	87.76%
Paradise Twp	1,260	1,260	1,243	1,125	1,128	1,093	89.52%	87.93%
Conewago Twp	3,093	3,205	3,130	2,682	2,832	2,795	88.36%	89.30%
North York Boro	1,811	1,848	1,795	1,469	1,477	1,460	79.92%	81.34%
Franklin Twp	1,187	1,280	1,290	1,036	1,145	1,180	89.45%	91.47%
Jackson Twp	3,297	3,101	3,101	2,959	2,759	2,785	88.97%	89.81%
NYCRPD	28,616	28,919	29,012	24,943	25,177	25,612	87.06%	88.28%

Vehicle Accidents

Accident investigations are also classified within the concept of a service call. This year we experienced an increase in the accidents we investigated. The 1,822 accidents reflected an increase of 41 crashes or 2.26% compared to 2017. Injury accidents investigated were 279, which increased by 16 from 2017. In addition, we investigated 6 fatal accidents (9 deaths) reflecting no increase.

Over the past 10 years, 64 people were killed in fatal traffic accidents. We continue to seek ways to reduce accidents and save lives using various methods. The enforcement of traffic offenses continues to be of high priority. We hope that our uniformed presence during traffic enforcement will have some deterrent effect on not only the violator, but also the motoring public. We continue to offer educational programs to the public in defensive driving and addressing community concerns with traffic issues. We remain vigilant in reporting dangerous road conditions to both our municipalities and PennDot. Our goal is to continue all of these efforts in an attempt to make our highways safer.

FIELD SERVICES DIVISION Criminal Investigation Section

The primary responsibility for follow-up investigations of serious crime is vested in the Criminal Investigation Section of the Field Services Division. This section is staffed by the Special Operations Lieutenant who supervises four full-time investigators and an officer assigned to the Drug Task Force.

The Special Operations Lieutenant is responsible for the review of all criminal reports, supervision at all major crime scenes, staff review of all major criminal cases, liaison with other agencies regarding effective information exchange and coordination of investigative efforts. Other duties of the Criminal Investigation Section include:

- Assist the Patrol Division with fatal accident and death investigations
- Serves as the system manager of the Department's automated evidence management system—this includes tracking, retention, storage, and transportation of evidence for laboratory testing
- Participating in crime prevention and reduction programs, which includes working specialized details in areas where criminal activities are prevalent
- Surveillance and specialized electronic applications
- Perform Voice Stress Analysis examinations
- Investigation and reporting of complex and time-intensive investigations, which require follow-up function and dedication of time-based assets
- Liaison and analysis of information between Federal, State, and other local law enforcement agencies

In 2018, 846 incidents were investigated by the Criminal Investigations Divisions (CID) as compared to 951 in 2017. Two of those cases were classified as Homicide. The Criminal Investigation Division closed 676 or 79.9% of the 846 incidents investigated. In 2018, the CID effected 319 arrests which is less than the 395 made in 2017.

In 2018, there were 216 felony arrests as compared to 247 in 2017. There were 73 misdemeanor arrests in 2018 as compared to the 110 in 2017. Non-traffic summary arrests were down from 30 in 2017 to 8 in 2018. Other areas of CID activity include the submission of 1,381 reports and the generation of 4,790 supplemental reports.

During 2018, 3,076 pieces of evidence were catalogued. Some of this evidence is transported to a forensic laboratory for testing (394 pieces) and other pieces are preserved for court presentations at a later date. The Court Liaison Officer (CLO) working with the Criminal Investigations Division handles all of the incoming evidence at the Department.

The forensic analysis of computer related items continued this year for our agency and other partnering police departments. In 2018, 328 pieces of electronic equipment were analyzed which is a decrease from the 371 completed in 2017. The total pieces of equipment analyzed for outside agencies were 194 (82 computers and 112 cell phones). There were 133 pieces of equipment (48 computers and 85 cell phones) analyzed for our agency. The time spent processing cell phones and other types of media amounted to 796 hours. Of those hours, 507 hours (63.7%) were for outside agencies and 289.5 hours (36.3%) were for our agency. It should be noted that the FBI Crimes Against Children Task Force reimbursed the Department \$10,011.24 for 113.0 hours of computer forensics analysis.

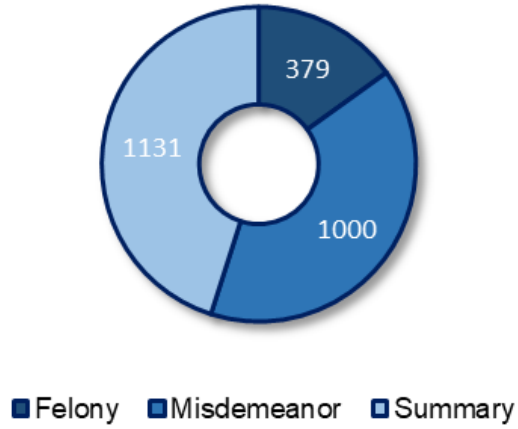
In 2018, there were 165 interviews conducted at the Children's Advocacy Center (CAC) compared to 105 conducted at the CAC in 2017. The CAC is a neutral location used to interview children who are victims of sexual and physical abuse. With the changes to Title 23, Section 6311, which deals with the mandatory reporting of suspected child abuse, we continue to experience the need for many CAC interviews.

One member of the Criminal Investigation Division was assigned to the York County Drug Task Force in 2018. The drug task force is a county-wide specialty unit that consists of officers from multiple departments focusing their efforts on drug investigations and arrests. The assigned Detective effected 52 felony arrests, 15 misdemeanor arrests, submitted 525 reports, and wrote 321 supplemental reports. Due to the ongoing impact of heroin-related issues in our communities, this assignment is necessary and has the ability to impact crime from many different perspectives.

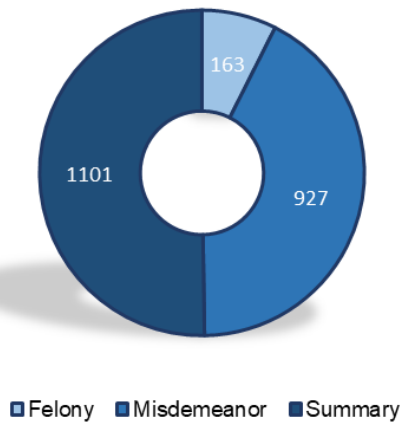
During 2018, the Department participated in the York County Heroin Task Force. The task force provided educational seminars, directed families to recovery/addiction resources, and provided feedback to the public. This is a continuing and ongoing effort to help combat the heroin epidemic.

CHART II

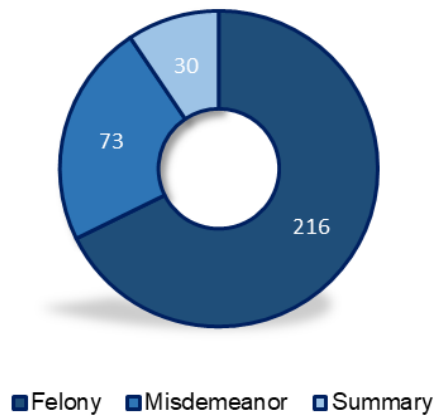
Total Department Criminal Arrests



Patrol Division Arrests



Criminal Investigations Division



Community Police Unit

The “Community Police Unit” presented a total of 33 civic programs in 2018, reaching out to over 2,500 people. These programs ranged from personal safety issues to drug awareness. There were 31 child car seat checks completed by our certified car seat technician.

In late 2012, the Department began participating in the Drug Enforcement Administration’s (DEA) National Drug Take-Back Program. This program offers the public a convenient way to dispose of unused and expired prescription medication.

The York County Solid Waste Authority contacted the Department and purchased a permanent drug take back box for our lobby. The drug box is accessible to the public during business hours. During 2018, we collected more than 680 pounds of prescription medication for destruction.

In addition, the Unit has also been involved with community concerns and activities with everything from problems with traffic flow and speeding motorists to the coordinating of benefit runs, parades, and block watch events. The Community Police Officer (CPO) instructed two classes in “Defensive Driving” involving 20 participants, age 16 and older.

“Officer Dorothy” was utilized in 11 programs at the schools and at local civic events with more than 1,500 people attending.



The Northern York County Regional Police Department held its fifth National Night Out Event on Tuesday August 7, 2018 at the Union Fire and Hose Company in Dover Borough.

The premise behind National Night Out is to forge partnerships between law enforcement and members of the community to aid in crime prevention and create a safer community for families. The evening was a complete success!

Over 2,500 members of our community attended National Night Out. The evening included a free community cookout with displays/demonstrations from local emergency responders, businesses, and social agencies. The event was made possible by donations from local businesses and corporate sponsorship and several of our municipalities.

School Resource Officers (SRO)

Spring Grove Area School District:

Since 2008, the NYCRPD has been providing a School Resource Officer (SRO) to the Spring Grove Area School District and in October 2018, an additional SRO was added. The SROs, based at the high school, and middle school work 1,560 hours annually. The SROs are responsible for all law enforcement-related issues at all district facilities with the exception of York New Salem Elementary School and the District Administration Building. This program has been well received and has generated many positive student/officer relationships. The SROs coordinate all security issues for school-related events.

During 2018, 448 incidents were handled. This is 14 more than 2017. Of the 448 incidents, 262 or 58.5% were at the high school, 103 or 22.9% were at the middle school, 13 or 2.9% were at the intermediate school, 26 or 5.8% were at the elementary schools, and 44 or 9.8% of the incidents related to security at school events.

The SRO instructed 95 classes at Spring Grove Schools during the calendar year 2018. Through these instructional activities, the SRO had the opportunity to interact with nearly 2,800 students or 74% of the total enrollment of 3,809. A breakdown of the SRO's instructional activities by grade level is as follows:

- High School: 55 instructional activities, 1,450 students
- Middle/Intermediate Schools: 33 instructional activities, 1,000 students
- Elementary Schools: 5 instructional activities, 350 students
- Administration, Teachers and Transportation: 5 instructional activities, 300 people

Dover Area School District:

In February 2014, the Northern York County Regional Police Department began providing a School Resource Officer (SRO) to the Dover Area School District.

During 2018, 370 incidents were handled. This is 48 less than in 2017. Of the 370 incidents, 225 or 60.8% were at the high school, 60 or 16.2% were at the intermediate school, 49 or 13.2% were at the elementary school, and 27 or 7.3% of the incidents related to security at school events.

The SRO instructed 37 classes during the calendar year 2018. Through these instructional activities, the SRO had the opportunity to interact with over 1,150 students or 32% of the total enrollment of 3,600. A breakdown of the SRO's instructional activities by grade level is as follows:

- High School: 10 instructional activities, 405 students
- Intermediate Schools: 16 instructional activities, 780 students
- Elementary Schools: 4 instructional activities, 370 students

SUPPORT SERVICES DIVISION

Records Section

The primary responsibility for gathering, compiling, and disseminating information lies with the Records Section. A Sergeant (who supervises the civilians) and three civilian employees staff this section. The role of the Records Section is to ensure and coordinate the rapid and orderly flow of information between the various components of the police department. One of the many integral functions is to provide data entry into the automated information system. The members also provide other varied services, including the greeting of all visitors to departmental headquarters and processing all insurance or other outside requests for information. The staff assigned to Records processed nearly one million records in 2018.

The information from the automated database continues to be vital in many tasks essential to department effectiveness and efficiency. These tasks include identification of crime patterns and trends, providing information to assist in the scheduling and distribution of manpower, and the cohesive exchange of information with other agencies for the solution of crime.

Court Disposition Report

During 2018, 1,858 defendants exercised their constitutional option to a hearing at the District Court level. This is a 17.09% decrease from 2017. Of the 1,858 hearings, 1,533 or 82.51% were found guilty in summary (traffic and non-traffic) cases. At the York County Court of Common Pleas, 98 defendants appeared which is a decrease of 11.71% from 2017. Of the 98 cases, 87 or 88.78% were convicted. The 98 cases represented felony and misdemeanor charges as well as Summary Appeals and Indirect Criminal Contempt of Court cases.

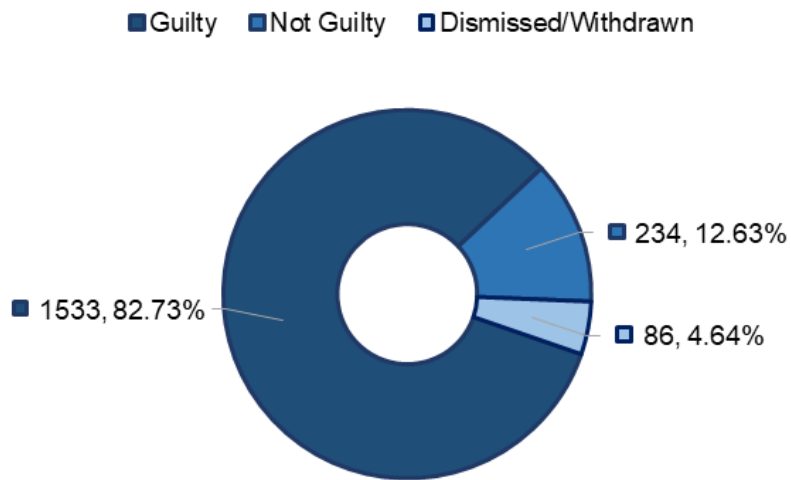
Of all court cases during 2018, 98.17% were held while the officer was on duty. Patrol officers had court appearances on duty 97.69% of the time and criminal investigators were on duty 100% of the time.

Court Liaison Officer

Overall, our court-related cases that were held in an on-duty status increased 1.98% by patrol officers and criminal investigators. The CLO was the Department's primary representative for traffic-related cases at Magisterial District Judges offices 19-02-04, 19-03-07, and 19-03-10. In total, the CLO appeared at 907 traffic hearings or 48.82% of all summary hearings and had an 86.88% conviction rate.

CHART III

Total MDJ Hearings



Total County Court Trials/Hearings

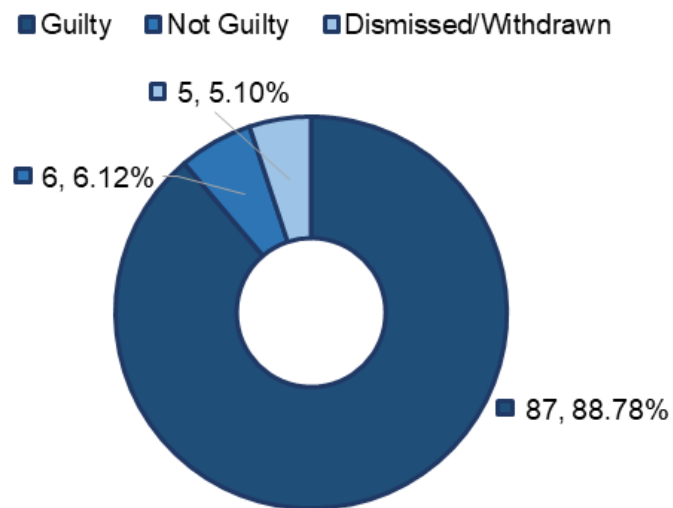
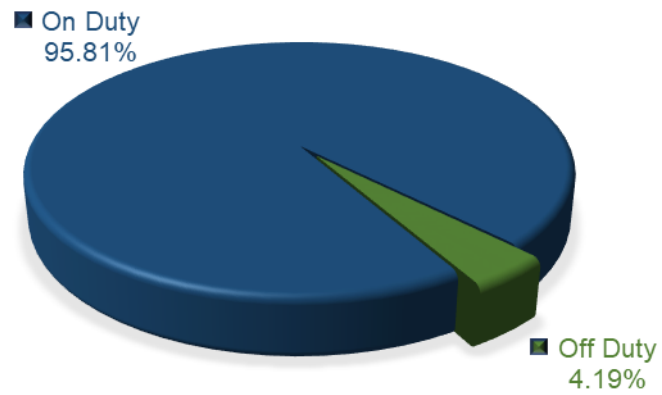
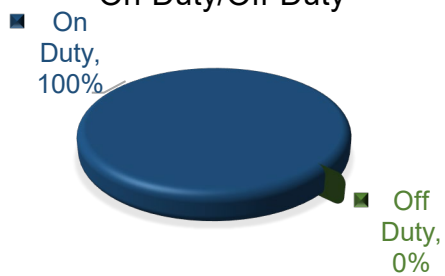


CHART IV

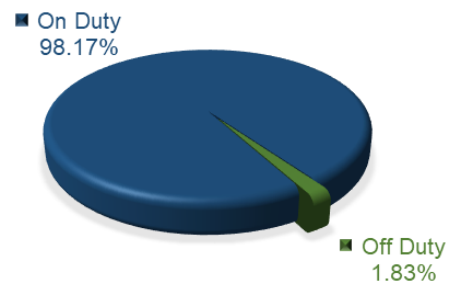
TOTAL HEARINGS/COMMON PLEAS COURT: On-Duty/Off-Duty



CID HEARINGS On-Duty/Off-Duty



PATROL HEARINGS On-Duty/Off-Duty



Pennsylvania's Right to Know Law (Act 3 of 2008)

An added responsibility was placed on the Support Services Supervisor in the last nine years that has become very time consuming. The "Right to Know" law requires an "Open Records Compliance Officer" (ORCO), which currently is the supervisor of Support Services.

Throughout the year, there are many requests for documents by the public and other entities. These requests are handled by the ORCO. The process to respond to the requests is as follows:

- Department receives written request for document
- Document is researched and located
- Document is reviewed to determine what information can be released
- Redact all information that must be excluded
- Provide a written response to the requestor
- Maintain a written log of all requests and actions taken

In 2018, we processed 193 "Right to Know" requests compared to 181 in 2017. Also, 235 court-ordered records were expunged during the year.

TRAINING REPORT

The Department continues in its efforts to provide as much training as possible. Our philosophy being that mandated training is a minimum standard, not a maximum. The Department provides its members, both sworn and non-sworn, the opportunity to receive as much training as scheduling and budget permit. In addition to the annual training mandated by MPOETC, the Department affords both sworn and non-sworn staff the opportunity to attend a variety of training in many functional areas, all geared toward better accomplishing the Department's mission. To that end, we were able to offer 3241 hours of training during 2018.

Some of the notable training accomplishments for 2018 were:

- A Sergeant graduated from Northwestern Universities Police Staff and Command School
- Three (3) Officers completed Penn State's Justice and Safety Institutes Police Supervisory In-Service Training (POSIT)
- All Support Staff personnel attended Active Shooter Response Training

In addition to formal training, the Department continued its internal training program during 2018. This program is conducted through a documents management system known as Power DMS. The training program involves consistent and continual training on the Department's policies and procedures. Each officer is required to review a presented policy or topic each week. After the officer reviews the policy or topic, he/she must achieve a perfect score on an administered exam before receiving credit for the policy review. Since late 2016 this program presented over 100 training topics to each sworn officer.

The Department continues to host various training events. By hosting the events at our facility, we can save on travel and lodging expenses while receiving complimentary tuition for our officers as the host agency. During 2018 the Department received \$110.00 in tuition or fees in exchange for hosting various training courses. Since 2011 the Department has received \$40,952.00 in tuition or fees in exchange for hosting various training events.

The following training was attended by NYCRPD staff during 2018:

- Active Attack Integrated Response
- Alive at 25 Instructor Training
- ARIDE (Advanced Roadside Impairment)
- Child Sex Trafficking
- Civilians Response to Active Shooters
- CLEAN Certification
- Crime Prevention Training
- Crime Scene Processing and Investigative Techniques
- Digital Evidence Training
- ENRADD Certification
- EVOC Certification
- FBI Re-Trainer
- Field Training Officer (FTO)
- First Aid/CPR Training
- Following Evidence in Child Exploitation

- Forensic Cell Phone Examiner
- Hazardous Materials Awareness
- Honor Guard Training
- Law Enforcement Firearms Instructor
- Less Lethal Munitions Instructor Course
- LTI Accident Kit Training
- MCSAP Certification
- MDC Certification
- Mechanics of Arrest
- Medical Marijuana Workshop
- Missing and Abducted Children
- MPOETC In-Service Training
- Manadnock Baton Instructor
- NCIC Certification
- Northwestern University Police Staff and Command School
- O.C. Aerosol Instructor Course
- Patrol Rifle
- Police-Media Relations
- Police Officer Case Preparation & Trial Testimony
- Pre-Employment Background Checks
- QUAD (Response to Active Shooter)
- Right-to-Know Law
- RITE (Racial Intelligence Training and Engagement)
- Safety Committee Operations
- Social Media/Internet Investigations
- Standardized Field Sobriety Testing
- Tactical Entry and Use of Ballistic Shields
- TEAM Training
- UCR Training
- VASCAR Certification
- V-SPEC

TOTAL: 3241 hours

FLEET REPORT

FLEET DEPLOYMENT

During 2018 the Department deployed twenty-six vehicles and seven trailers during its operations. The vehicles and trailers are organized into three distinct functional areas:

Patrol vehicles
Administrative vehicles
Special-service vehicles and trailers.



2017 Ford Taurus



2018 Ford Explorer Utility

The fleet deployment is as follows:

2018 Fleet Deployment

Patrol Vehicles	Administrative Vehicles	Special Service Vehicles
2018 Ford Explorer 101	2015 Ford Fusion 109	2013 Ford Explorer 108 Utility
2016 Ford Interceptor 102	2007 Ford 500 105	1999 Carmate Trailer
2017 Ford Interceptor 104	2006 Jeep Liberty 120	2001 SMART Trailer
2014 Ford Interceptor 106	2008 Ford Explorer 123	2001 SMART Trailer
2016 Ford Explorer 107	2013 Ford Taurus 124	2004 Carry-On Trailer
2018 Ford Explorer 111	2017 Ford Taurus 103	2000 Kubota Tractor
2015 Ford Interceptor 114	2013 Ford Explorer 112	2009 Trafcon Trailer
2017 Ford Interceptor 115	2008 Chevrolet Impala 125	2009 Trafcon Trailer
2017 Ford Interceptor 116	2008 Chevrolet Impala 126	2015 Ford Interceptor 117
2018 Ford Explorer 118	2008 Ford Taurus 110	2000 Chevrolet 3500 113
2016 Ford Interceptor 119	2011 Ford Taurus 122	
2016 Ford Explorer 121		

MILEAGE AND FUEL CONSUMPTION

During the delivery of police services in 2018, the fleet traveled a total of 613,344 miles and consumed 47,613 gallons of fuel. The average fuel economy was 12.88 mpg.

2018 Miles Traveled

Patrol Vehicles	Administrative Vehicles	Special Service Vehicles
485,080	105,918	22,346

RETIRED VEHICLES

The three (3) vehicles sold at auction brought an average of \$ 4,400.00 return on the initial investment per vehicle. The vehicles had an average mileage of 144,234, and an average service life of 4.3 years. The amount each vehicle sold for and their description are as follows:

Retired Vehicles		
Vehicle	Mileage	Sales Price
2014 Ford Explorer	151,602	\$3900.00
2013 Ford Explorer	132,932	\$4100.00
2014 Ford Taurus	148,169	\$5200.00

VEHICLE DAMAGE

AT-FAULT ACCIDENTS

During 2018 the Department experienced a total of four (4) accidents in which the officer was culpable. The monetary loss due to these accidents was \$2,728.56. This represents a .74 % increase in monetary loss due to culpable accidents compared to 2017 and a .75 % increase compared to 2016. Each of the responsible officers received disciplinary action for their negligence. Though four at-fault accidents are by no means acceptable, our overall safety record was outstanding given that the officers traveled 147,750 miles for every at-fault accident. Considering that the officers' drive in every conceivable type of weather, often times in an emergency response mode, and the number of accidents remains extremely low.

PRISONER DAMAGE

Occasionally, suspects who are in custody and secured within a patrol vehicle, intentionally inflict damage to the vehicle. Most often this results from suspects kicking the interior door panels or windows. During 2018, we again experienced no prisoner damage. The officers did an exceptional job at securing and controlling prisoners while in Department vehicles.

WEBSITE
<http://nycrpd.org>

In early 2010, we recognized the need to improve upon our Department website. Our goal was to create a user-friendly site that could be used by the community, media, law enforcement, and others as a means to provide accurate and timely information.

The website provides easily accessible ways to contact the Department. Visitors can provide information to specific units such as traffic, criminal, and community policing. Department forms commonly requested by the public are printable from the website.

In January 2016, we introduced the “Daily Police Call Log” to better inform the community on the types of calls we handle on a daily basis. In 2018, we published 365 “Daily Police Call Logs”.

In 2018, www.nycrpd.org averaged 1,007 visitors a day, totaling more than 367,749 for the year. Since the new website was launched on April 23, 2010, over 2 million visitors have used our site.

TWITTER
[@nycrpd](#)

In May 2013, we began a Twitter account to give us a presence in social media. The twitter account [@nycrpd](#) is used to send out timely information on active incidents, road closures and road conditions.

This form of social media has allowed us to send messages out to a broader range of our constituents. During 2018, 518 tweets were sent out to our 3,087 followers. These tweets were viewed a total of 595,000 times.

FACEBOOK

In July 2014, we launched a Facebook Page to broaden our social media exposure. During 2018, we posted 487 posts and now have 9,785 “followers”.

CONCLUSION

In 2018, we handled 29,012 calls, 93 more than 2017 for a 0.32% increase. Three municipalities increased during 2018. A breakdown of our overall jurisdiction and individual municipal activity appears on Table VIII.

TABLE VII
CALLS FOR POLICE SERVICE

MUNICIPALITY			% of Inc/Dec		% of Total	
	2017	2018	2017	2018	Calls	Units
Dover Township	8,085	8,240	-1.51	1.92	28.40%	31.63
Dover Borough	1,230	1,177	4.86	-4.31	4.06%	3.57
Manchester Township	8,910	9,036	3.77	1.41	31.15%	32.14
Paradise Township	1,260	1,243	0.00	-1.35	4.28%	5.1
Conewago Township	3,205	3,130	3.62	-2.34	10.79%	10.2
North York Borough	1,848	1,795	2.04	-2.87	6.19%	4.59
Franklin Township	1,280	1,290	7.83	0.78	4.45%	3.83
Jackson Township	3,101	3,101	-5.94	0	10.69%	8.94
NYCRPD	28,919	29,012	1.06	0.32	100.00%	100

When we consider the workload and the demands placed upon our staff, credit must continue to be directed to our individual members. Without question, the personnel associated with the Northern York County Regional Police Department are exceptional! As the studies have indicated, they do more work with less manpower, at less cost, when compared to others. It is through their efforts that the Department continues to provide quality service and at the same time, receive recognition that, to date has been a model for other organizations.

In order to continue to be able to do this, it should be realized that continued support and direction from the Board of Commissioners is imperative. On behalf of all the members--sworn and civilian alike--we are proud to have been provided the opportunity to serve our communities throughout 2018!

Respectfully submitted,

Mark L. Bentzel
Chief of Police

dmw

CAVEAT: Although the year-end report is historically submitted and signed by the Chief of Police, it clearly represents the efforts of others. To wit, this report was generated with the assistance of several members of the Department, including: DC Lash, Lt Anderson, Lt Migatulski, Lt. Neidigh Ofc Allen, Ofc Chetaitis, Ofc Brining, Ms. Wales, Ms. Stare, Ms. Mummert and Ms. Maughlin.

NORTHERN YORK COUNTY REGIONAL POLICE DEPARTMENT
STATISTICAL YEAR TO DATE 2018

Year to Date	Dover Twp		Dover Boro		Manchester Twp		Paradise Twp		Conewago Twp.		North York Boro		Franklin Twp.		Jackson Twp.		NYCRPD		Clearance
PART I OFF.	open	closed	open	closed	open	closed	open	closed	open	closed	open	closed	open	closed	open	closed	open	closed	Rate
Homicide	0	1	0	0	2	2	0	0	0	0	0	0	0	0	0	0	2	3	150.00%
Inv.Mans	0	0	0	0	0	0	0	0	0	0	0	0	0	0	0	0	0	0	#DIV/0!
Rape	4	5	1	1	3	1	0	0	0	0	1	1	0	0	1	0	10	8	80.00%
Robbery	1	1	0	0	5	3	0	0	1	1	1	3	1	1	1	0	10	8	80.00%
Agg.Assault	9	3	1	0	4	11	0	1	1	1	4	5	0	0	1	1	20	22	110.00%
Burglary	15	5	2	2	31	11	4	0	17	7	8	3	1	1	6	3	84	32	38.10%
Theft	111	43	31	14	156	70	14	9	41	22	33	16	18	5	40	13	444	192	43.24%
RetailTheft	17	13	1	1	39	31	1	1	5	3	1	1	0	0	3	2	67	52	77.61%
Auto Theft	3	2	1	0	18	15	0	1	7	3	3	2	0	0	2	0	34	23	67.65%
Arson	0	0	0	0	1	2	0	0	1	1	0	0	0	0	0	0	3	4	133.33%
Totals	160	73	37	19	260	146	19	12	73	37	51	31	20	7	54	19	674	344	51.04%
PART II OFF.	Dover Twp		Dover Boro		Manchester Twp		Paradise Twp		Conewago Twp.		North York Boro		Franklin Twp.		Jackson Twp.		Totals		
Simp.Assault	144	152	29	33	105	98	35	35	60	59	52	52	32	32	62	62	519	523	100.77%
Forgery	3	5	0	1	8	7	0	0	2	3	0	0	1	1	0	0	14	17	121.43%
Fraud	50	16	2	0	61	33	8	2	26	13	10	4	4	0	14	4	175	72	41.14%
Embezzlmt.	0	0	0	0	0	0	0	0	0	0	0	0	0	0	0	0	0	0	#DIV/0!
RSP	1	2	2	1	3	4	1	1	0	0	0	0	0	0	0	0	7	8	114.29%
Vandalism	63	11	9	5	56	19	8	2	22	9	31	9	4	1	27	7	220	63	28.64%
Weap.Viol.	6	9	7	7	4	3	2	2	0	0	2	2	0	0	3	3	24	26	108.33%
Prostitution	1	1	0	0	1	5	0	0	0	0	0	0	0	0	0	0	2	6	300.00%
SexOffenses	46	22	6	4	26	16	6	1	21	10	8	4	5	6	13	6	131	69	52.67%
DrugLaws	70	64	9	9	123	129	12	11	9	9	50	50	5	5	19	22	297	299	100.67%
Gambling	0	0	0	0	0	0	0	0	0	0	0	0	0	0	0	0	0	0	#DIV/0!
Of.Family	28	21	3	3	23	19	4	5	20	11	5	5	2	1	13	10	98	75	76.53%
D.U.I.	55	49	6	7	121	115	17	17	19	18	32	28	5	5	22	18	277	257	92.78%
Liq.Laws	5	5	1	1	6	6	1	1	1	1	1	3	1	1	1	1	17	19	111.76%
Pub.Drunk	19	19	2	2	44	44	3	3	7	7	13	13	0	0	2	2	90	90	100.00%
Dis.Conduct	119	110	33	31	94	89	19	19	26	26	51	47	19	19	38	42	399	383	95.99%
Oth.Offense	114	112	18	21	171	162	15	15	49	48	29	26	12	13	48	46	456	443	97.15%
Totals	724	598	127	125	846	749	131	114	262	214	284	243	90	84	262	223	2726	2350	86.21%
Ord.Violations	86	83	7	7	142	142	9	9	75	75	82	82	10	9	49	48	460	455	98.91%
Loitering	0	0	0	0	0	0	0	0	0	0	0	0	0	0	0	0	0	0	#DIV/0!
Part I & 2 Off.	884	671	164	144	1106	895	150	126	335	251	335	274	110	91	316	242	3400	2694	79.24%
Service Calls	Dover Twp		Dover Boro		Manchester Twp		Paradise Twp		Conewago Twp.		North York Boro		Franklin Twp.		Jackson Twp.		Totals		
Other Calls	6930	6890	967	961	6999	6983	979	966	2465	2481	1328	1327	1086	1091	2545	2529	23329	23228	99.57%
M.V.Accidents	340	340	39	39	789	789	105	105	235	235	50	50	74	74	191	191	1823	1823	100.00%
TOTAL CALLS	8240	7984	1177	1151	9036	8809	1243	1206	3130	3042	1795	1733	1290	1265	3101	3010	29012	28200	97.20%

NORTHERN YORK COUNTY REGIONAL POLICE DEPARTMENT
STATISTICAL RECAP FOR YEAR TO DATE 2018

Year to Date	DOVER TWP.	DOVER BORO.	MANCHESTER TWP.	PARADISE TWP.	CONEWAGO TWP.	NORTH YORK BORO.	FRANKLIN TWP.	JACKSON TWP.	N.Y.C.R.P.D.
CRIMINAL									
Crim.Invest.Assigned	294	27	206	25	121	63	28	82	846
Crim. Invest.Closed	246	23	168	20	93	50	18	58	676
Crim.Arrests	527	113	798	105	195	238	69	188	2233

TRAFFIC SUMMARY									
Injury Accidents	59	5	105	26	36	3	16	29	279
Total Injuries	80	6	136	37	49	4	20	36	368
Fatal Accidents	1	0	1	1	1	0	1	1	6
Total Fatalities	1	0	1	4	1	0	1	1	9
Non Injury Accidents	280	34	682	78	198	47	57	161	1537
Total Accidents	340	39	788	105	235	50	74	191	1822
Citations Issued	2413	533	5269	561	736	769	833	1163	12277
Warning Cards	607	200	1283	155	176	156	103	295	2975
Faulty Equip. Cards	416	129	742	108	111	143	22	186	1857
Parking Tickets	49	2	37	0	3	170	23	87	371
Parking Tkt .Warnings	47	0	16	1	2	2	1	10	79

ORD. VIOLATIONS									
Abandoned Vehicles	41	1	46	4	54	44	4	14	208
Curfew	6	2	17	1	5	8	1	0	40
Other Ord. Violations	39	4	79	4	16	30	5	35	212