

NORTHERN YORK COUNTY REGIONAL POLICE DEPARTMENT

2010 ANNUAL REPORT



DOVER TOWNSHIP
DOVER BOROUGH
MANCHESTER TOWNSHIP
PARADISE TOWNSHIP
CONEWAGO TOWNSHIP
NORTH YORK BOROUGH
FRANKLIN TOWNSHIP
JACKSON TOWNSHIP

CURTIS E. KANN
RICHARD A. POPE
MICHELE SCHANBACHER
LANCE A. BIESECKER
LORRETA WILHIDE
KENNETH F. STAAB
DONALD LEREW
STEPHEN W. TANSEY

MARK L. BENTZEL
CHIEF OF POLICE

TABLE OF CONTENTS

Introduction	1
Staffing	
Municipal Units of Service	3
Organizational Chart	5
Personnel	6
Field Services Division	
Patrol Section	
Calls for Service.	9
Activity - Department.	10
Overall Criminal Activity.	13
Activity - Municipal by Geographic District.	14
Serious Crime	26
Less Serious Crime	27
Service Calls	30
Alarms	30
Vehicle Accidents	31
Criminal Investigation Section	
Responsibilities	32
Investigative Activity	33
Municipal Overview	33
Community Policing and School Resource Officer	
Community Programs	37
School Resource Officer Activity	37
Support Services Division	
Records Section	38
Court Disposition Report	38
Pennsylvania Right to Know Law	41
Training	42
Fleet Report	43
Department Website	46
Conclusion	47

TABLE OF CONTENTS
(CONTINUED)

Directory of Tables and Charts

Table I	Municipal Units of Service	3
Table II	Activity by Municipality.	13
Table III	Part I Crimes	26
Table IV	Municipal Crime Rate.	27
Table V	Part II Crimes.	28
Table VI	Municipal Calls for Service	30
Table VII	Municipal Accident Activity	31
Table VIII	Calls for Police Service.	47

Chart I	Overtime Hours	4
Chart II	Calls for Police Service	12
Chart III	Part I - Part II Offense Call History .	29
Chart IV	Department Criminal Arrests	36
Chart V	Court Appearances - Conviction Rates. .	39
Chart VI	Court Appearances - On Duty/Off Duty. .	40

Appendices

All Other Classifications under UCR.	49
Annual Statistical Report.	50

**TO: CHAIRMAN AND MEMBERS OF THE
NORTHERN YORK COUNTY REGIONAL POLICE
BOARD OF COMMISSIONERS**

FROM: CHIEF MARK L. BENTZEL

SUBJECT: ANNUAL REPORT 2010

INTRODUCTION

This year can best be described as a year of transition. Four officers, Chief Carl Segatti, Lt. Joseph Bollinger, Officer Daniel Press, and Officer Donald Dull, with more than 130 years of law enforcement experience retired from the department. The void left by these men required the appointment of a new Chief of Police, promotion of two Lieutenants, two Patrol Sergeants, three Patrol Corporals, two Patrol Officers transferred to the Criminal Investigations Section, and five new Officers were hired.

The organizational change was challenging for all department members, but we continued to grow in our new positions and learn our new areas of responsibility. This truly is a credit to the past administrations and boards who continue to hire superior police officers.

This year, our Department continued to provide services to eight municipalities, the Townships of Dover, Manchester, Paradise, Conewago, Franklin, and Jackson and the Boroughs of Dover and North York. As well as Spring Grove School District.

The governing body (the Commission) is comprised of one elected official from each municipality. As such, Mr. Curtis Kann represented Dover Township; Mr. Richard Pope represented Dover Borough; Ms. Michele Schanbacher represented Manchester Township; Mr. Lance Biesecker represented Paradise Township; Ms. Loretta Wilhide represented Conewago Township; Mr. Kenneth Staab represented North York Borough; Mr. Donald Lerew represented Franklin Township; Mr. Stephen Tansey represented Jackson Township. Mr. Joseph Rudolf from Reed Smith LLP in Philadelphia, PA represented our Department and Commission as solicitor. Kochenour, Earnest, Smyser, and Burg conducted an audit of our financial records.

These eight municipalities together encompass 145 square miles or 15.9% of the total landmass for York County. In accordance with generally accepted population figures, service is provided to about 66,372 citizens. The population, by municipality, is Dover Township - 21,489, Dover Borough - 1,931, Manchester Township - 17,040, Paradise Township - 4,019, Conewago Township - 7,287, North York Borough - 1,748, Franklin Township - 4,845, and Jackson Township - 8,013.

NORTHERN YORK COUNTY REGIONAL POLICE DEPT JURISDICTIONAL MAP

The map displays the jurisdictional boundaries of the Northern York County Regional Police Department. The county is divided into numerous townships, each labeled with its name. The map also shows the locations of several villages and hamlets. The jurisdictional area is outlined in black, covering most of the county except for the southern and eastern portions. The map is color-coded: green for land, blue for water, and yellow for roads. The title of the map is 'NORTHERN YORK COUNTY REGIONAL POLICE DEPT JURISDICTIONAL MAP'.

STAFFING

Units of Service

In keeping with the dictates of the "Articles of Agreement", municipalities purchase time by using a "unit of service" concept. Units are currently measured by a formula of 10 hours equaling one unit. Time is monitored in fifteen-minute increments on a daily, weekly and annual basis. This year, the Department managed 101,920 hours of service--100,360 hours of service to the municipalities and an additional 1,560 hours contracted to Spring Grove School District. These hours are specifically earmarked to/for our school resource officer's efforts in Spring Grove Schools.

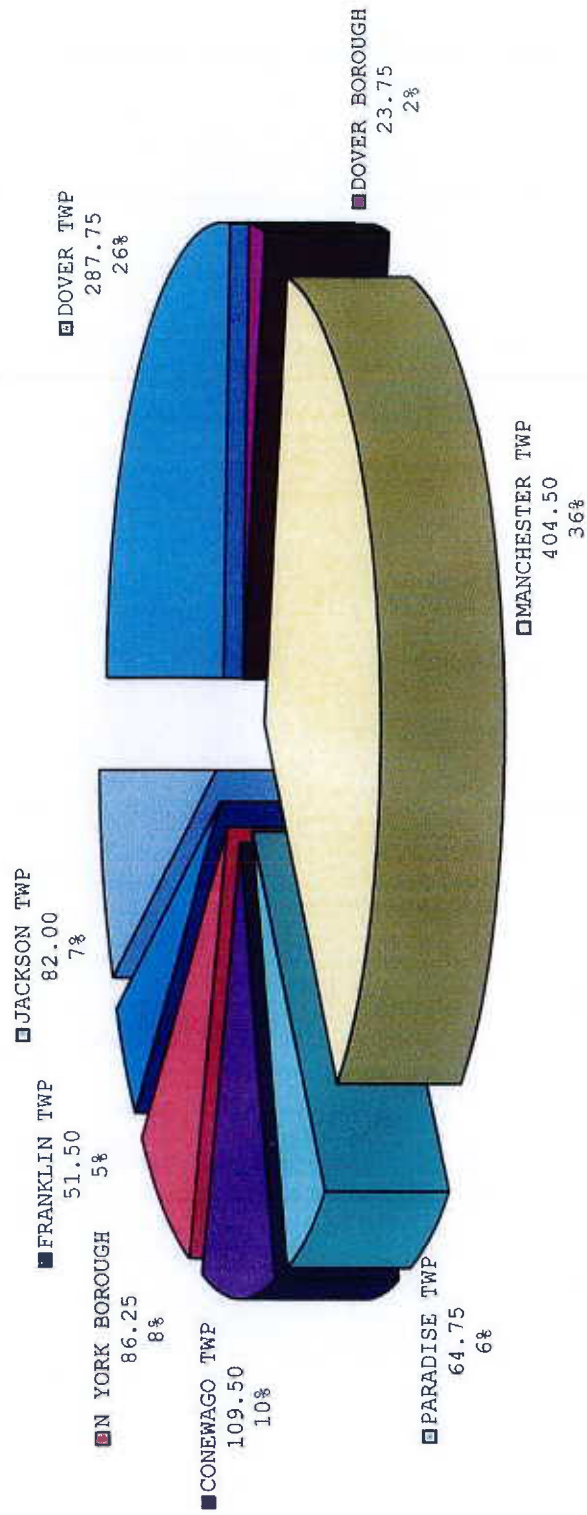
**TABLE I
MUNICIPAL UNITS OF SERVICE**

MUNICIPALITY	HOURS		BALANCE	
	WEEK	YEAR	HOURS	PERCENT
DOVER TOWNSHIP	615	31980	- 2.86	- .009
DOVER BOROUGH	65	3380	+ 7.64	+ .226
MANCHESTER TWP	670	34840	+ 2.72	+ .008
PARADISE TWP	100	5200	- 0.83	- .016
CONEWAGO TWP	150	7800	- 8.37	- .107
N YORK BOROUGH	90	4680	+ 8.87	+ .190
FRANKLIN TWP	75	3900	- 5.91	- .152
JACKSON TOWNSHIP	165	8580	- 2.88	- .034
NYCRPD	1930	100360	- 1.62	- .002

In addition to the unit time, another 1,110 hours of overtime was worked throughout the year. This was 50.99 hours more than last year. This overtime information is depicted on Chart I.

Also, several other overtime duty details—DUI checkpoints, Drug Task Force operations, United States Marshal's Fugitive Task Force, South Central Terrorism Task Force and private duty details—were completed for a total reimbursement of \$38,078.98/526.50 hours. This time is in addition to, but not included in, Chart I.

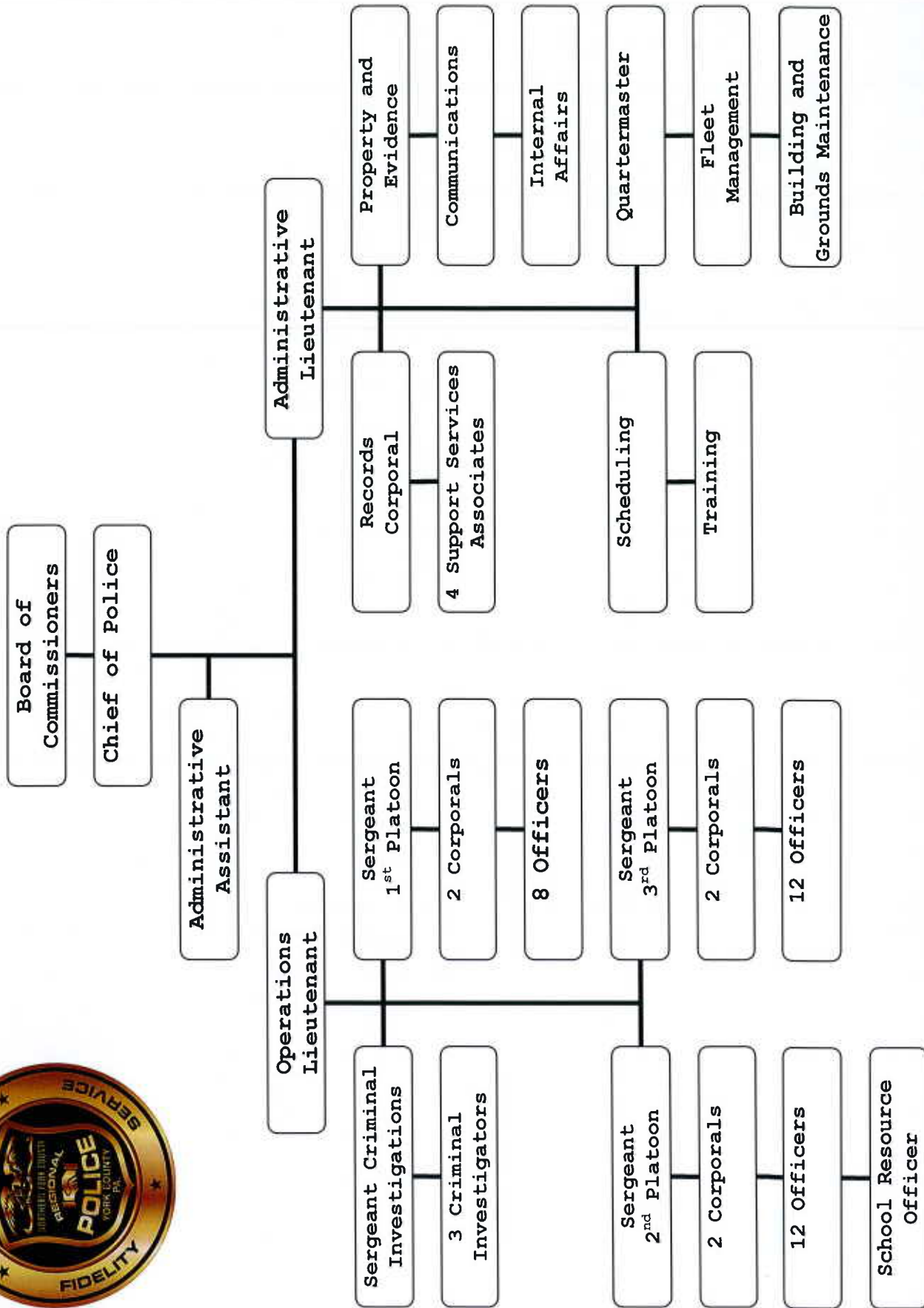

CHART I
OVERTIME HOURS



DOVER TWP	DOVER BOROUGH	MANCHESTER TWP	PARADISE TWP
CONEWAGO TWP	N YORK BOROUGH	FRANKLIN TWP	JACKSON TWP

2010 TOTAL HOURS = 1110

Northern York County Regional Police Department Organizational Chart



PERSONNEL

<u>NAME</u>	<u>RANK</u>	<u>ASSIGNMENT</u>
Mark L. Bentzel	Chief of Police	Administration
David L. Lash	Lieutenant	Operations
George Wasilko	Lieutenant	Administration
David E. Steffen	Sergeant	Investigations
William F. Gearhart	Sergeant	Patrol
Gregg A. Anderson	Sergeant	Patrol
Jeremy J. Neidigh	Sergeant	Patrol
Mark V. Burchfield	Corporal	Support Services
Philip P. Blazosky	Corporal	Patrol
Jeffrey M. Foust	Corporal	Patrol
Blake S. Gladfelter	Corporal	Patrol
John C. Migatulski	Corporal	Patrol
John R. Hartley Jr.	Corporal	Patrol
J. Jeffrey Sierotowicz	Corporal	Patrol
Donald L. Godfrey Jr.	Officer	Patrol
Michael L. Hoffman	Officer	Patrol
John P. Morley	Officer	Patrol
Mark W. Allen	Officer	Patrol
Kirk D. Wallace	Officer	Patrol
Joseph T. Jones	Officer	Patrol
Todd E. Wise	Officer	Patrol
Joel A. Hopta	Officer	Patrol
John J. Vaughn II	Officer	Investigations
Jody L. Brininger	Officer	Patrol
Patrick G. Gartrell Jr.	Officer	Patrol
Michael Hine	Officer	Patrol
Daniel E. Sanger	Officer	Patrol
Edward A. Pague	Officer	Patrol
Jason D. Greco	Officer	Patrol
Christopher A. Irwin	Officer	Patrol
Matthew T. Chetaitis	Officer	Patrol
Mark E. Baker	Officer	Investigations
Robert H. Ryman	Officer	Patrol
William D. Haller	Officer	Investigations
Isaiah E. Emenheiser	Officer	Patrol
James E. Kulak Jr.	Officer	Patrol
Andrew O. Neff	Officer	Patrol
Stephen E. Lebo	Officer	Patrol
Daniel W. Zimmerman	Officer	Patrol
Jack C. Asper Jr.	Officer	Patrol
Cody M. Becker	Officer	Patrol
Erika L. Eiker	Officer	Patrol
Matthew J. Groff	Officer	Patrol
Lynn E. Anderson Jr.	Officer	Patrol
Stephen K. McClure	Officer	Patrol
Joshua G. Reimers	Officer	Patrol

<u>NAME</u>	<u>RANK</u>	<u>ASSIGNMENT</u>
Sonya J. Grim	Admin Assistant	Administration
Lisa M. Maughlin	Sr Supp Serv Assoc	Support Services
Rendy L. Stare	Supp Serv Assoc I	Support Services
Patricia A. Wales	Supp Serv Assoc I	Support Services
Lori A. Mummert	Supp Serv Assoc II	Support Services

Twenty-eight (28) members of the Department missed no sick time during 2010. Among these would be Lts Lash and Wasilko, Sgts Steffen, Anderson and Neidigh, Cpls Foust, Gladfelter, Migatulski and Sierotowicz, Officers Allen, Anderson Jr. Becker, Brininger, Eiker, Emenheiser, Godfrey, Groff, Hopta, Irwin, Kulak, McClure, Morley, Reimers, Ryman, Zimmerman and Ms. Mummert along with myself. Many of these members have not missed a day in years. The sworn members missed an average of one day this year compared to 5.13 last year. The non-sworn member average was 3.09 days compared to 15.13 days during 2009. Three sworn members and one non-sworn member were on leave for three surgeries and were not calculated in the average.

During the year, six (6) workers compensation claims occurred. Five officers were injured while arresting suspects and one officer injured his knee while climbing an embankment. This is one less claim than submitted in 2009. The Department established a safety committee this year to review duty-related injuries, discuss ways to prevent injuries, and improve the overall safety of employees while working.

The Department and its members received 66 commendations this year, equating to 33 more than 2009. Fifty-one commendations recognized individual officers or groups of officers and 15 commendations recognized the Department. The Officers and the Department were commended for a job well done by:

- Congressman Todd Platts
- American Red Cross
- Pennsylvania Driving Under the Influence (DUI) Association
- Office of the York County District Attorney
- York County Emergency Operation Center
- Spring Grove Area School District
- Spring Grove Area School Board
- York Fair Association
- Pennsylvania State Police
- West Manchester Township Police Department
- Hanover Borough Police Department
- Carroll Township Police Department
- Strinestown Fire Department
- Cub Scouts
- Residents from the 900 Block of North Duke Street, York
- Many local businesses and residents

We are very proud of this recognition by our peers and the public. The Chief and the Board of Commissioners recognized another 19 officers for their work in 2010. Eighteen officers received Chief's Commendations and one officer received the Award of Merit.

The Department investigated four conduct complaints that resulted in officers being suspended without compensation. Six other infractions occurred and were investigated that resulted in discipline less than a suspension. In this area, we will focus our efforts on improvement without sacrificing accountability.

FIELD SERVICES DIVISION
Patrol Section

Calls for Service

In order to understand the workload demands placed on the Department, it is important to have a historical perspective. In other words, where have we come from and where might we be going. To that end, we offer the following ten-year recap of activities. Our base year for this purpose is 2001.

<u>Year</u>	<u># Calls</u>	<u>% Increase/Decrease</u>
2001	22,838	+ 1.05
2002	23,125	+ 1.26
2003	26,052*	+ 12.66
2004	25,292**	+ 1.65
2005	25,870	+ 2.29
2006	26,677	+ 3.12
2007	27,474	+ 2.99
2008	26,632	- 3.06
2009	25,440	- 4.48
2010	26,827	+ 5.45

*Includes Jackson Township figures from January, February & March 2003

**The decrease in total calls from 2003 to 2004 results from the withdraw of Dillsburg Borough. However, participating members collectively experienced an increase.

This year our call load showed an increase of 5.45%. In 2010, we serviced 26,827 calls for police assistance, which are 1,387 more calls than the previous year. Therefore, our ten-year annualized average increase is 22.93%, which is a yearly average increase of 2.29%. A four-year review of this information is depicted on Chart II.

At this point, we will discuss, in some detail, the 26,827 calls serviced. As you review this information, it might be beneficial to understand how authorities look at police activity. "Experts report (and authorities generally agree) that of all the calls received for police assistance, approximately 20% will be "Criminal" in nature and 80% will be "Service" in nature". Our figures indicate that 14.30% (3,837) of our total calls (26,827) were criminal in nature and 85.70% (22,990) were service in nature. Therefore, we appear to be experiencing a less than average amount of criminality and a higher than average amount of service activity in our jurisdiction when compared to the norm.

A breakdown of our total activity has been charted in five general areas. Calls that are criminal in nature, as defined by the Uniform Crime Report, are a combination of 1,129 Part I offenses and 2,708 Part II offenses. Calls that are service in nature are a combination of 1,810 traffic accidents investigated, 315 ordinance violations and 20,865 incidents that have not been classified as criminal in nature and may best be described as service calls.

Activity

The Field Services Division, Patrol Section, issued 10,602 traffic citations this year. This is a decrease of 737 compared to 2009. For historical reference, our traffic enforcement index has, in the past years, moved both higher and lower. To wit, the enforcement index for 2007 was 35.45, then it increased to 38.14 in 2008, and then it decreased to 36.00 in 2009. In 2010, the index decreased to 33.98. The Board should know that the enforcement index is determined by dividing the number of injury/fatal accidents into the number of citations issued ($10,602/312 = 33.98$). An optimum enforcement index is 10 to 20 citations for every injury accident according to authorities in the field.

In addition to the 10,602 citations, officers issued 2,799 written warnings, down from 3,260 last year, 1,456 faulty equipment cards, which is down from the 1,796 issued in 2009, 778 parking tickets, down from 1,330 last year and 1,526 non-traffic citations, down from 1,533 last year. Also, 91 abandoned vehicle notices were issued along with 66 parking warnings. Therefore, patrol conducted no less than 15,792 traffic-related investigations in 2010 or more than 43 per day, on average, or almost 1.80 each hour of every day. None of this activity is classified as a reportable case and, therefore, is not tallied in the call-load figures expressed elsewhere on this report. Again, the Board should understand that this is self-initiated activity and not counted as a call or calls.

The average Patrol Officer did the following during the year:

- Responds to 812 incidents
- Responds to 64 traffic accidents
- Arrests 30 felons and misdemeanants
- Arrests 54 summary criminal violators
- Contacts 584 traffic violators
- Drives 14,801 miles on patrol

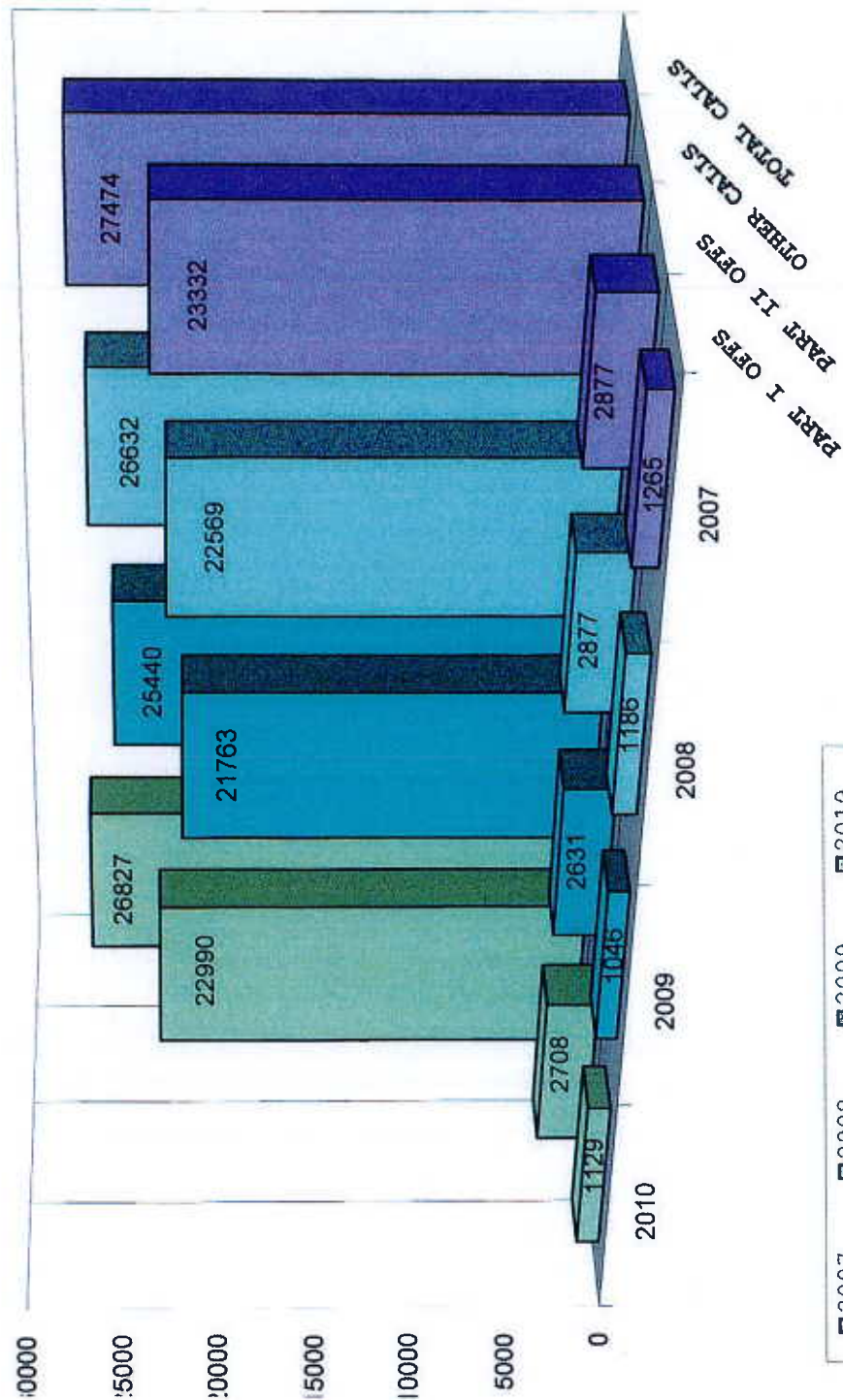
In 2010, 394 persons were charged with "Driving Under the Influence" (DUI), which decreased from 398 DUIs effected in 2009. Northern York County Regional Police officers continue to arrest intoxicated drivers at a far greater rate than their counterparts across the state. A ten-year recap illustrates the efforts made to keep our citizens safe.

2010	-	394
2009	-	398
2008	-	369
2007	-	302
2006	-	278
2005	-	295
2004	-	258
2003	-	314
2002	-	219
2001	-	182

During this period, we have arrested more than 3,000 persons for DUI or an average of 300 per year. Officers Isaiah Emenheiser and Michael Hine were recognized by the Pennsylvania DUI Association for their outstanding efforts in 2010.

There were 68 drunk drivers involved in motor vehicle accidents, which reflects 18.13% of the total drivers charged with DUI. Of the 394 people arrested, 279 or 70.82% were male and 115 or 29.18% were female. Those arrested for DUI, on average, had a blood alcohol concentration of .15% or more than 1.87 times the legal limit. The highest blood alcohol reported in 2010 was .362% or 4.52 times the legal limit.

CHART II
CALLS FOR POLICE SERVICE



TYPE OF CALL

2007 2008 2009 2010

Overall Criminal Activity

For reporting purposes, each municipality's geographic area is identified as a "district" or multiple "districts". The district concept is what allows us to track specific issues or trends in smaller geographic regions of a municipality.

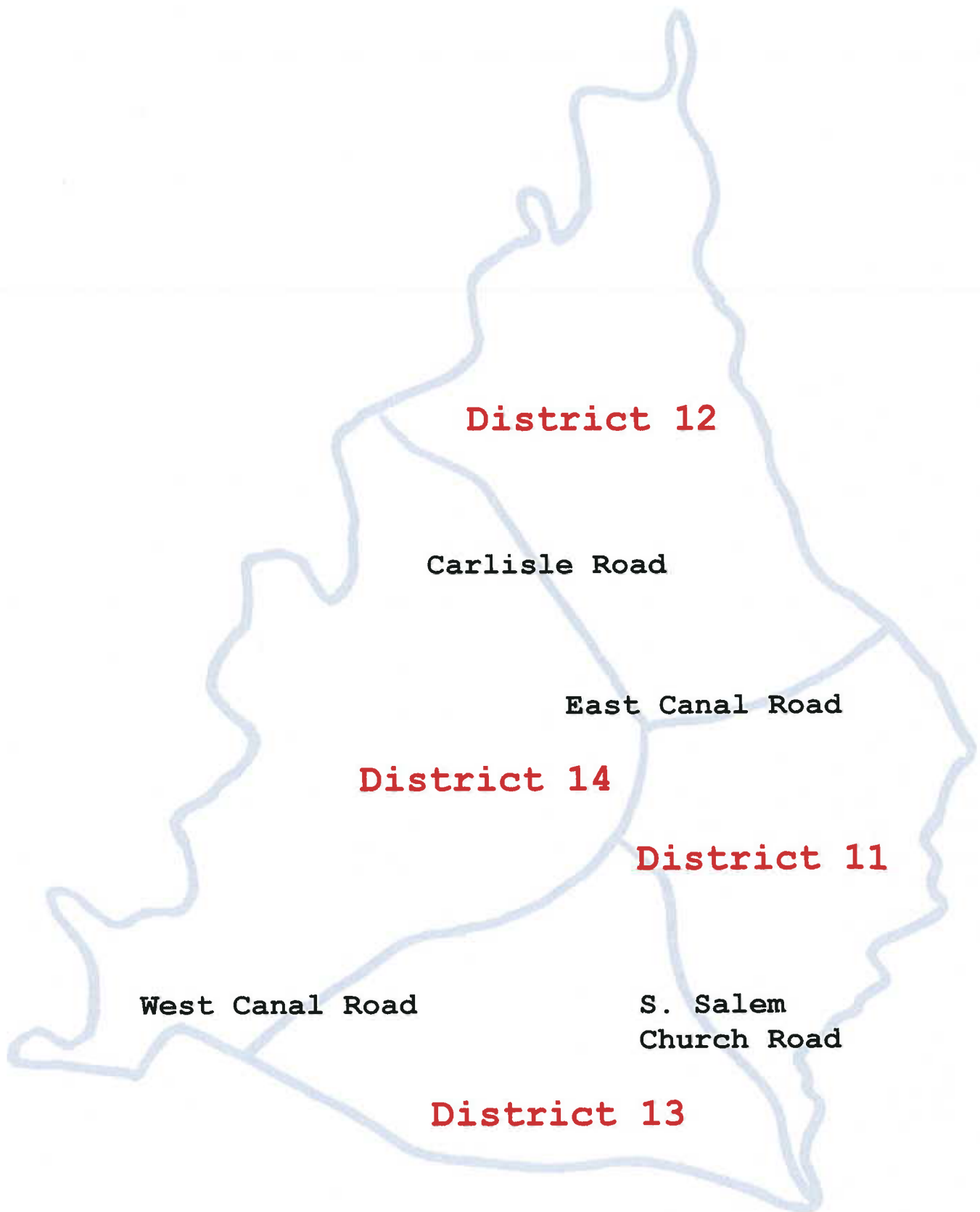
A map of each municipality's district(s) are included in this report along with five general types of activity--Part I Crimes, Part II Crimes, Motor Vehicle Accidents, Municipal Ordinance Violations, and All Other Incidents. This will show the activity type and the percentage as it pertains to each district in your municipality.

Table VII reflects each municipality's overall activity by total number and percentage. Refer to pages 14 through 25 for individual municipal district activity.

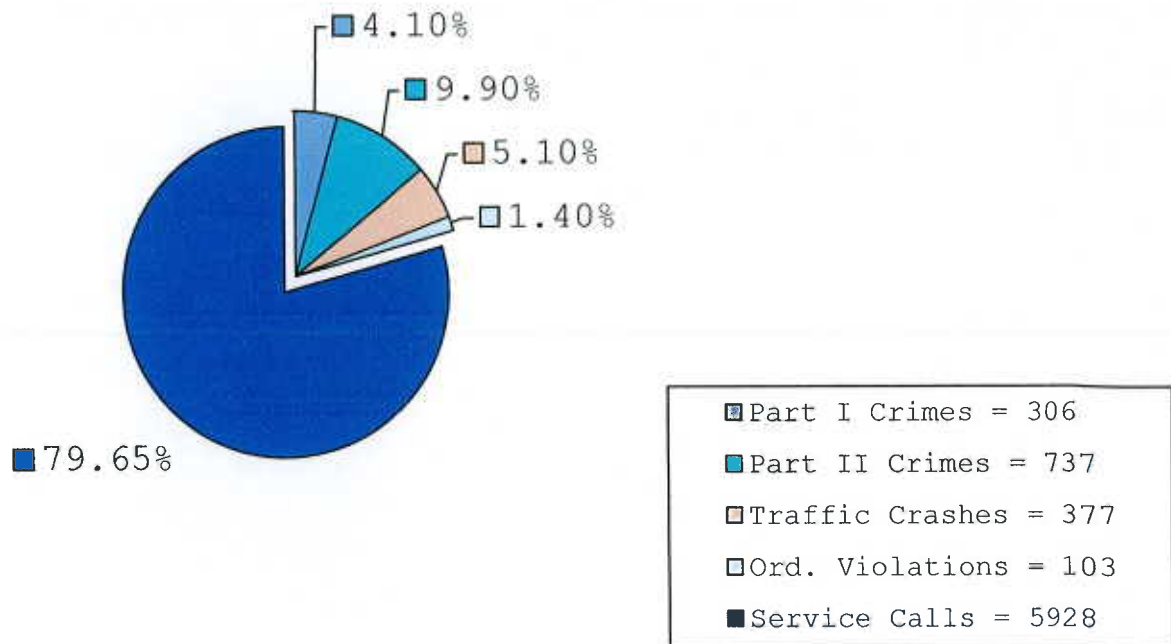
TABLE II
ACTIVITY BY MUNICIPALITY

Municipality	Part I Crimes	Part II Crimes	Traffic Crashes	Ordinance Violations	All Other Calls	Total Calls
Dover Twp	306 4.1%	737 9.9%	377 5.1%	103 1.4%	5928 79.5%	7451
Dover Boro	61 5.8%	127 12.1%	47 4.5%	18 1.7%	799 75.9%	1052
Manch Twp	394 4.7%	833 9.9%	739 8.8%	72 0.8%	6367 75.8%	8405
Parad Twp	33 2.9%	97 8.5%	101 8.8%	14 1.2%	901 78.6%	1146
Conew Twp	159 5.2%	315 10.3%	187 6.1%	24 0.8%	2376 77.6%	3061
NYork Boro	77 4.6%	233 13.9%	90 5.4%	35 2.1%	1238 74.0%	1673
Frank Twp	28 2.3%	110 9.2%	65 5.4%	17 1.4%	982 81.7%	1202
Jacks Twp	71 2.5%	256 9.0%	204 7.2%	32 1.1%	2274 80.2%	2837
NYCRPD	1129 4.2%	2708 10.1%	1810 6.7%	315 1.2%	20865 77.8%	26827

Dover Township District Map



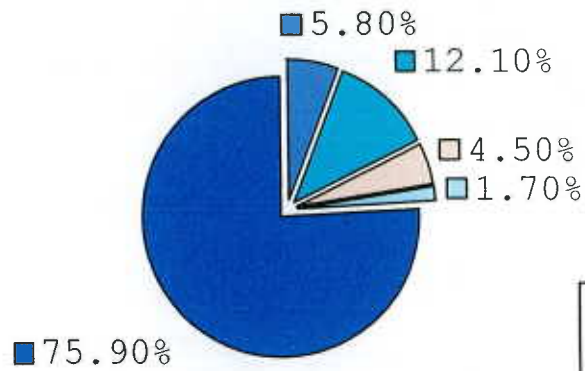
Dover Township Activity



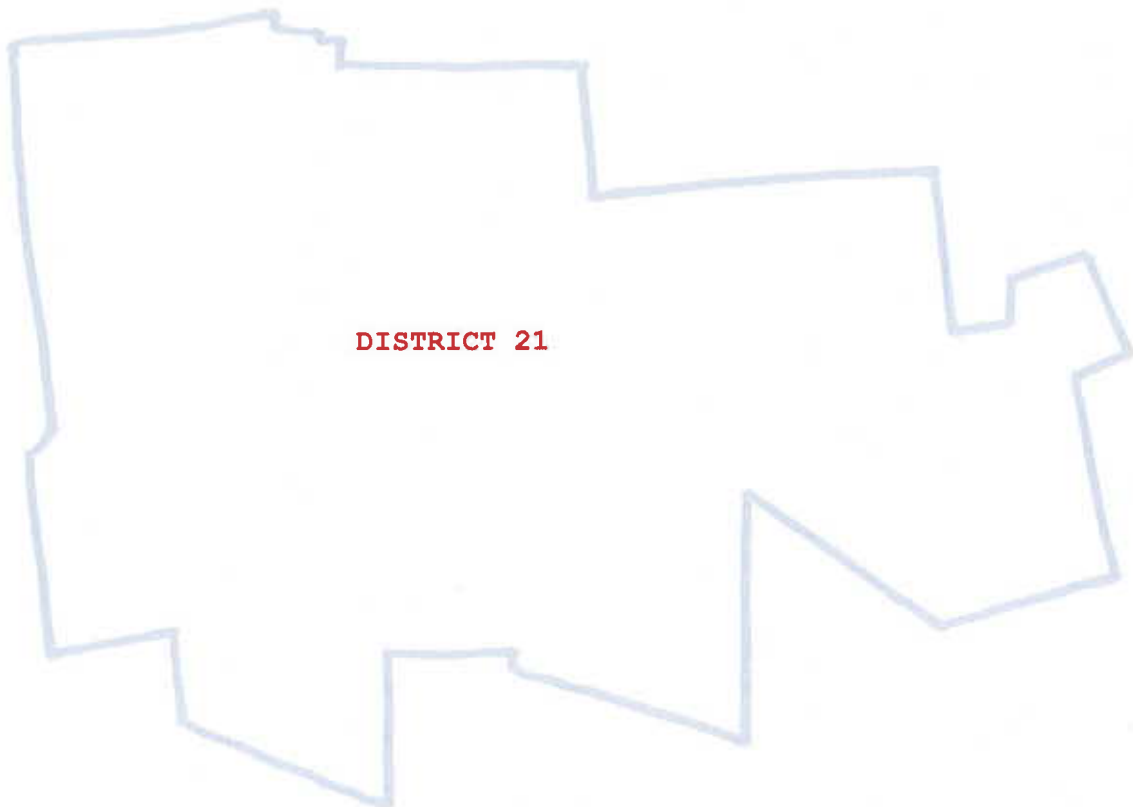
Dover Township Activity by District

Incident Type	Totals	District 11		District 12		District 13		District 14	
Part I Crimes	306	231	75.5%	42	13.7%	16	5.3%	17	5.5%
Part II Crimes	737	522	70.8%	81	11.0%	51	6.9%	83	11.3%
Traffic Crashes	377	247	65.5%	44	11.7%	47	12.5%	39	10.3%
Ordinance Violations	103	85	82.6%	7	6.8%	5	4.8%	6	5.8%
Service Calls	5928	4183	70.6%	876	14.8%	382	6.4%	487	8.2%

Dover Borough Activity

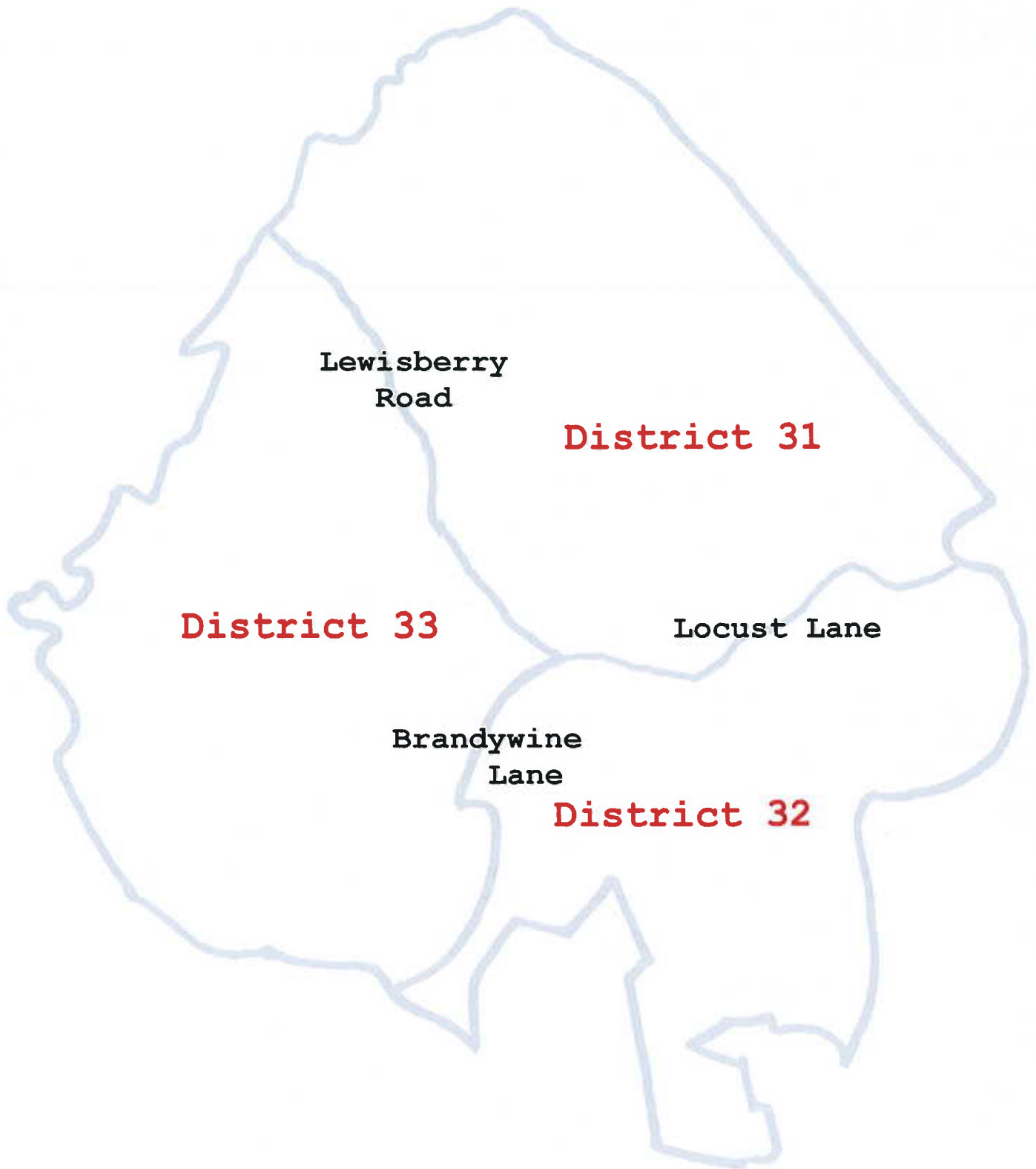


■	Part I Crimes = 61
■	Part II Crimes = 127
□	Traffic Crashes = 47
□	Ordinance Violations = 18
■	Service Calls = 799

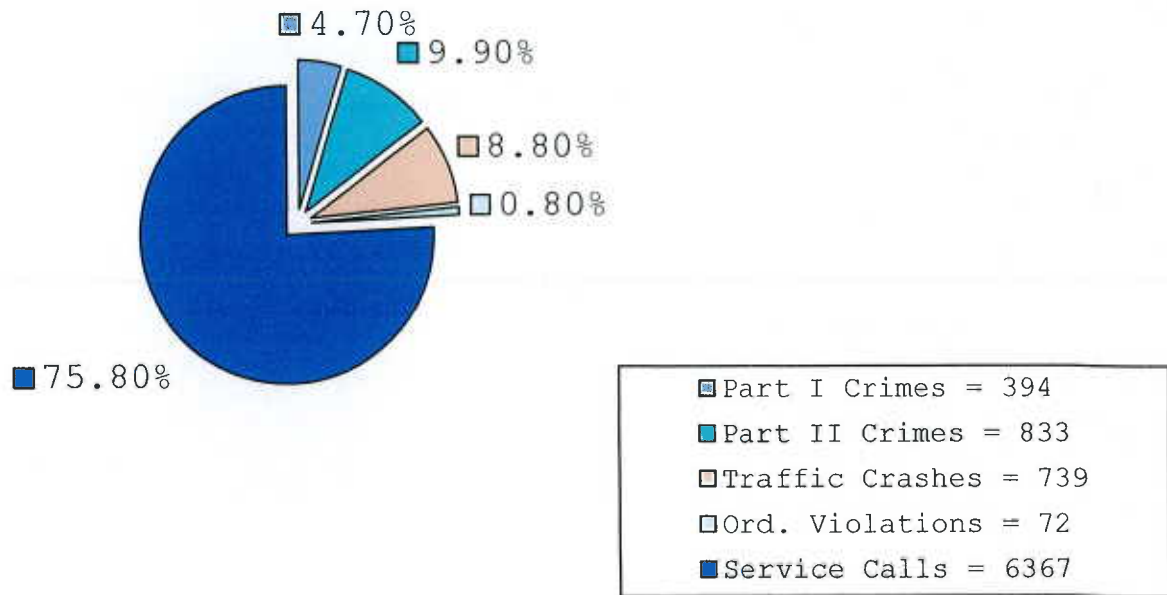


Total	Part I Crimes		Part II Crimes		Traffic Crashes		Ordinance Violations		Service Calls	
1052	61	5.8%	127	12.1%	47	4.5%	18	1.7%	799	75.9%

Manchester Township District Map



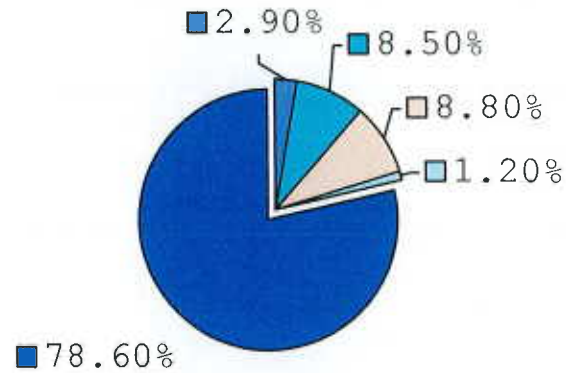
Manchester Township Activity



Manchester Township Activity by District

Incident Type	Totals	District 31		District 32		District 33	
Part I Crimes	394	121	30.7%	188	47.7%	85	21.6%
Part II Crimes	833	139	16.7%	562	67.5%	132	15.8%
Traffic Crashes	739	163	22.1%	467	63.2%	109	14.7%
Ordinance Violations	72	19	26.4%	30	41.7%	23	31.9%
Service Calls	6367	1244	19.5%	3922	61.6%	1201	18.9%

Paradise Township Activity



- Part I Crimes = 33
- Part II Crimes = 97
- Traffic Crashes = 101
- Ordinance Violations = 14
- Service Calls = 901

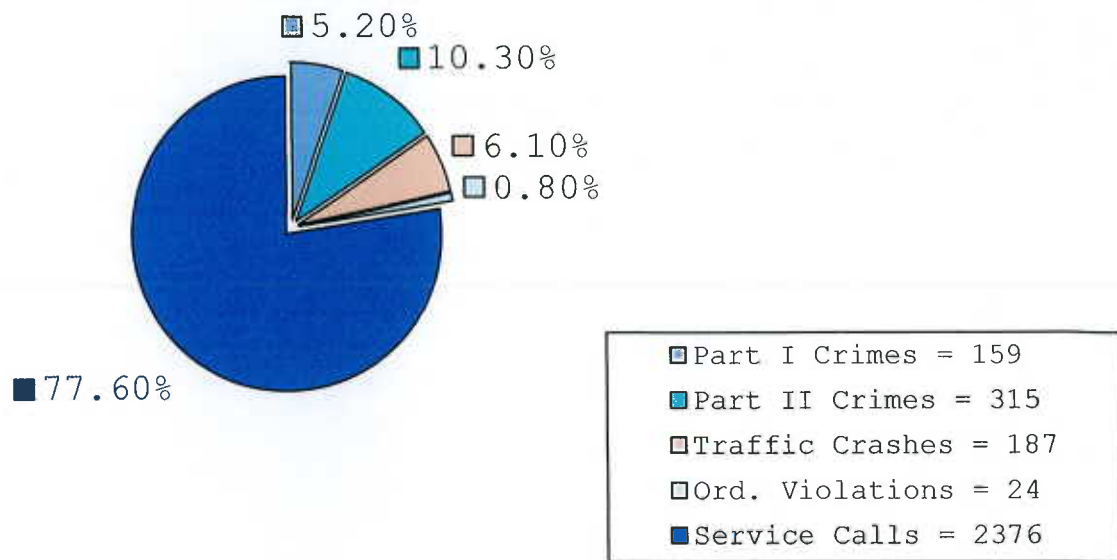
DISTRICT 41

Total Calls	Part I Crimes	Part II Crimes	Traffic Crashes	Ordinance Violations	Service Calls
1146	33 2.9%	97 8.5%	101 8.8%	14 1.2%	901 78.6%

Conewago Township District Map



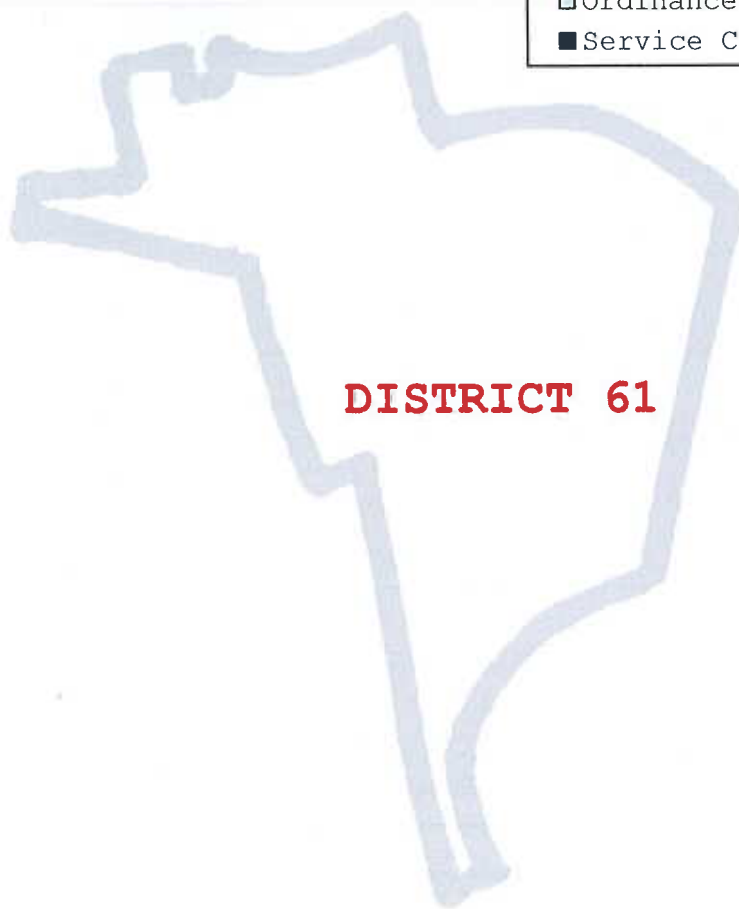
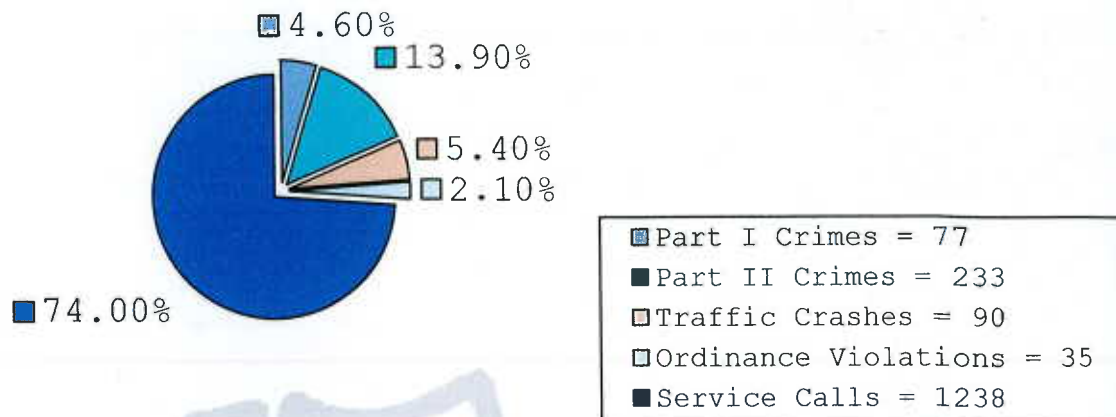
Conewago Township Activity



Conewago Township Activity by District

Incident Type	Totals	District 51		District 52	
Part I Crimes	159	51	32.1%	108	67.9%
Part II Crimes	315	141	44.8%	174	55.2%
Traffic Crashes	187	64	34.2%	123	65.8%
Ordinance Violations	24	10	41.7%	14	58.3%
Service Calls	2376	792	33.3%	1584	66.7%

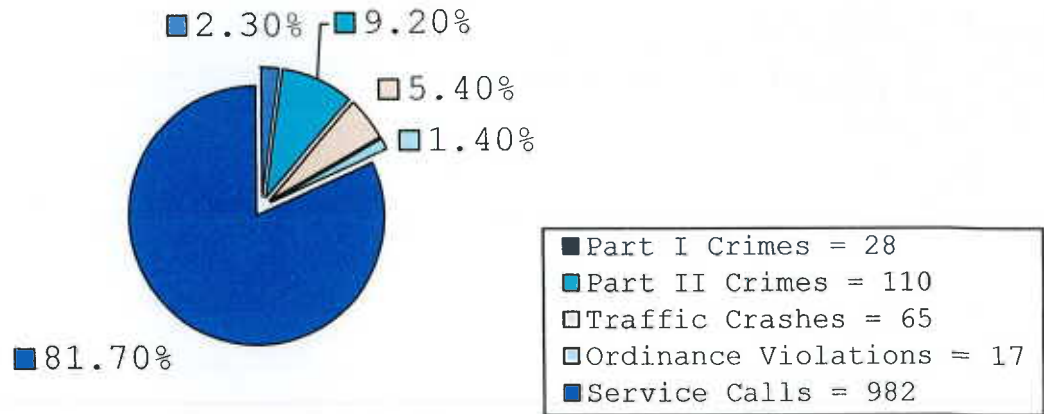
North York Borough Activity



DISTRICT 61

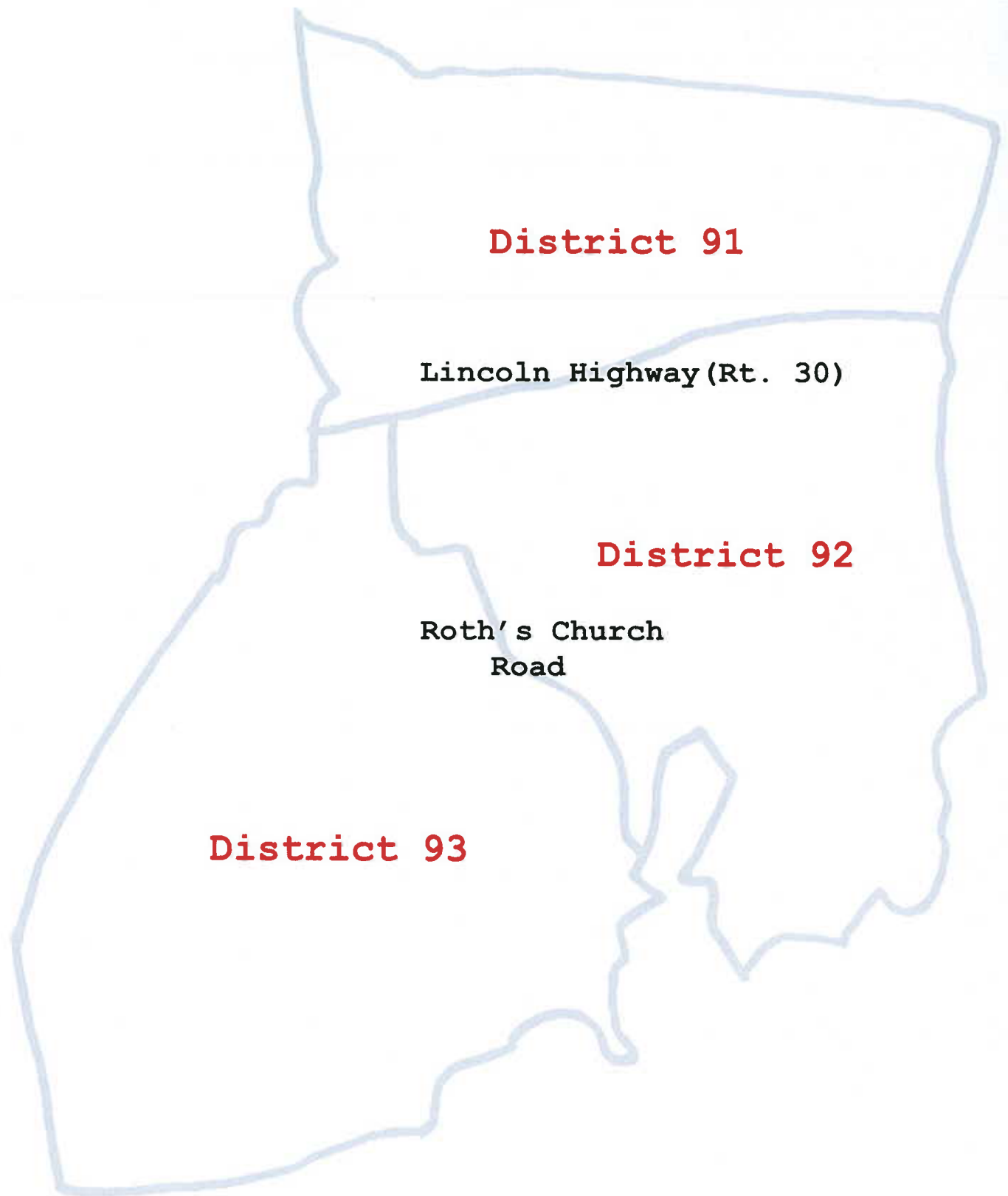
Total Calls	Part I Crimes	Part II Crimes	Traffic Crashes	Ordinance Violations	Service Calls
1673	77 4.6%	233 13.9%	90 5.4%	35 2.1%	1238 74.0%

Franklin Township Activity

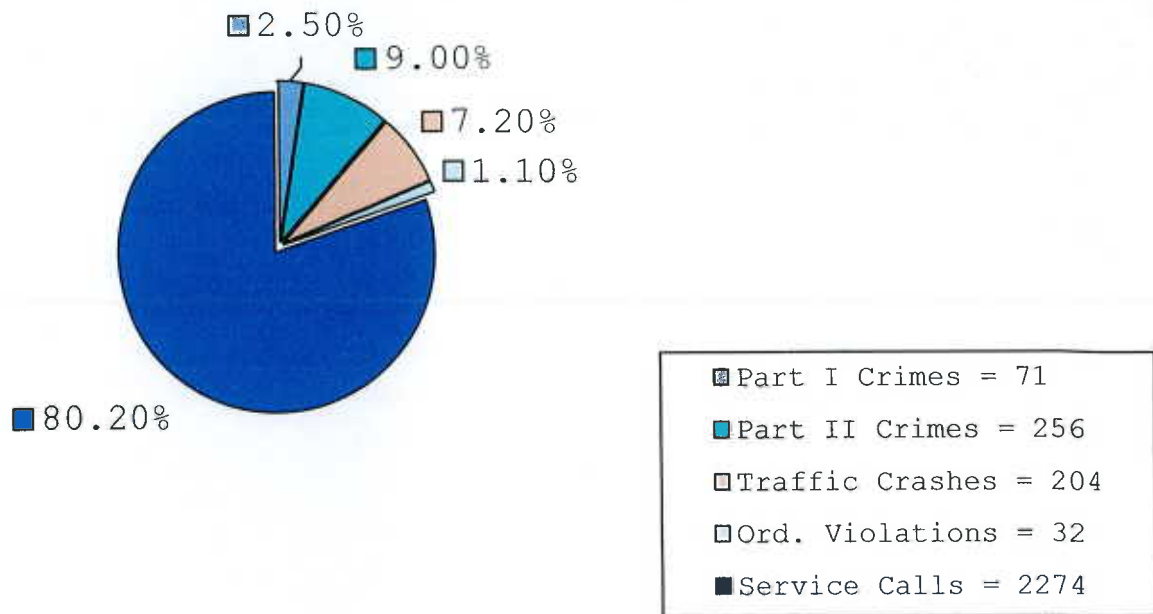


Total Calls	Part I Crimes	Part II Crimes	Traffic Crashes	Ordinance Violations	Service Calls
1202	28 2.3%	110 9.2%	65 5.4%	17 1.4%	982 81.7%

Jackson Township District Map



Jackson Township Activity



Jackson Township Activity by District

Incident Type	Totals	District 91		District 92		District 93	
Part I Crimes	71	27	38.0%	27	38.0%	17	24.0%
Part II Crimes	256	58	22.7%	91	35.5%	107	41.8%
Traffic Crashes	204	67	32.8%	84	41.2%	53	26.0%
Ordinance Violations	32	7	21.8%	22	68.8%	3	9.4%
Service Calls	2274	597	26.2%	925	40.7%	752	33.1%

Serious Crime

The 1,129 reported crimes classified as Part I Offenses under the FBI Uniform Crime Report System are the most serious crimes. Serious crime was up 7.36% (83 incidents) in our entire jurisdiction. Part I crimes include Homicide, Manslaughter, Rape, Robbery, Aggravated Assault, Burglary, Theft, Auto Theft and Arson. Serious crimes were reported to municipalities numbering 306 cases in Dover Township (55 cases more than last year), 61 cases in Dover Borough (7 cases more than last year), 394 cases in Manchester Township (56 cases more than last year), 33 cases in Paradise Township (14 cases less than last year), 159 cases in Conewago Township (36 cases more than last year), 77 cases in North York Borough (1 case more than last year), 28 cases in Franklin Township (8 cases less than last year), and 71 cases in Jackson Township (50 cases less than last year). Our overall Department clearance rate for these crimes is **35.52%** compared to 29.45% in 2009. The Statewide clearance average in 2009 was 31.3%. The County average in 2009 was 33.9%.*

*Figures for state and county averages based on the most current UCR Data, which is 2009.

A breakdown of the Part I crimes over three years reported to our Department can be viewed on Table II.

TABLE III
PART I - CRIMES

CRIME CLASSIFICATION	REPORTED CASES 2008/2009/2010			2009/2010 INCREASE/DECREASE
HOMICIDE/INVOL MANS	1	0	2	+ 2
RAPE	2	3	9	+ 6
ROBBERY	24	16	18	+ 2
AGGRAVATED ASSAULT	32	26	22	- 4
BURGLARY	125	141	100	- 41
THEFT	943	815	910	+ 95
AUTO THEFT	54	41	63	+ 22
ARSON	5	4	5	+ 1
NYCRPD	1186	1046	1129	+ 83

A formula is available to numerically chart or indicate a municipality's crime rate in finite terms. The rate is determined by dividing 100,000 by a municipality's population; times the Part I reported crimes. The overall regional jurisdiction experienced an annual increase (6.26%) in the crime rate. Municipal crime rates appear for review on Table III.

TABLE IV
MUNICIPAL CRIME RATE

MUNICIPALITY POPULATION	PT I CRIMES 2008/2009/2010			2010 CRIME RATE	2009/2010 INCR/DECR
DOVER TWP 21,489	294	251	306	1423.98	+ 237.39
DOVER BOROUGH 1,931	58	54	61	3158.98	+ 350.87
MANCHESTER TWP 17,040	374	338	394	2312.21	+ 315.99
PARADISE TWP 4,019	51	47	33	821.10	- 362.18
CONEWAGO TWP 7,287	152	123	159	2181.97	+ 402.20
N YORK BOROUGH 1,748	99	76	77	4405.03	+ 42.23
FRANKLIN TWP 4,845	38	36	28	577.92	- 171.46
JACKSON TWP 8,013	120	121	71	886.06	- 644.62
NYCRPD 66,372	1186	1046	1129	1701.02	+ 100.21

Less Serious Crime

The 2,708 reported crimes, classified as Part II offenses under the FBI Uniform Crime Report System are less serious crimes. Part II crimes increased by 77 cases. Our overall department clearance rate for these crimes was **80.17%** compared to 77.73% in 2009. The statewide clearance, Part II average in 2009 was 61.1% and the County average was 70.7%.* Our grand total clearance rate for both Part I and Part II crime was **67.03%** compared to 63.99% last year. A three-year review of these crimes appears on Table IV. (*Figures for state and county averages based on the most current UCR Data, which is 2009.)

TABLE V
PART II CRIMES

CRIME CLASSIFICATION	REPORTED CASES			2009/2010 INCREASE/DECREASE
	2008	2009	2010	
SIMPLE ASSAULT	558	560	555	- 5
FORGERY	17	16	19	+ 3
FRAUD	42	103	147	+ 44
EMBEZZLEMENT	0	0	0	No change
STOLEN PROPERTY	12	8	7	- 1
VANDALISM	813	625	530	- 95
WEAPONS	19	22	15	- 7
PROSTITUTION	0	0	1	+ 1
SEX OFFENSES	4	5	19	+ 14
DRUG LAWS	112	70	98	+ 28
GAMBLING	0	0	0	No change
FAMILY OFFENSES	1	4	4	No change
DUI*	369	398	394	- 4
LIQUOR LAWS	70	45	53	+ 8
PUBLIC DRUNKENNESS	101	89	93	+ 4
DISORDERLY CONDUCT	371	381	424	+ 43
OTHERS**	388	305	349	+ 44
NYCRPD	2877	2631	2708	+ 77

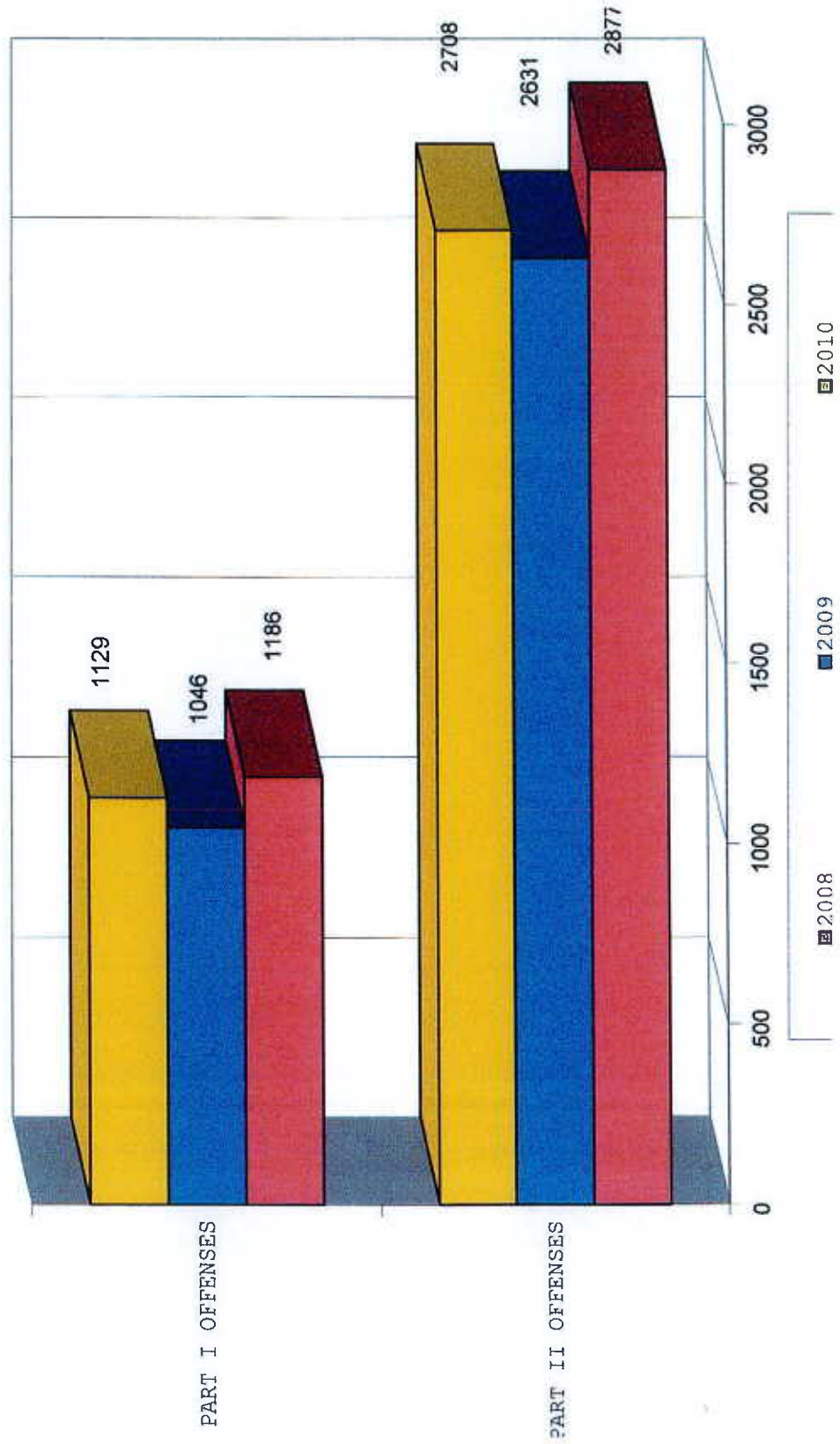
* DUI arrests, where drugs are the cause of intoxication, are classified by the higher UCR value attached to drug usage. During 2010, seventeen (17) "Drivers Under the Influence" were found to be under the influence of drugs and, therefore, charged with DUI (Drugs) and, as a result, removed from the population of traditional "drivers under the influence" for accurate reporting.

** See Appendix "A" (all other classifications under UCR; does not include township/borough ordinances)

A three year review of Part I and Part II offense history is reflected on Chart III.

CHART III

PART I AND PART II OFFENSES CALL HISTORY



Service Calls

As mentioned earlier, national averages indicate that approximately 80% of all calls received by police will be "service" in nature. We found ours to be 85.55% this year. Municipalities as shown on Table V received these 25,440 calls.

TABLE VI
MUNICIPAL CALLS FOR SERVICE

MUNICIPLTY	TOTAL CALLS			SERVICE CALLS			% OF TOTAL	
	2008	2009	2010	2008	2009	2010	2009	2010
Dover Twp	7541	7030	7451	6430	6117	6408	87.01	86.00
Dover Boro	1029	1047	1052	804	866	864	82.71	82.13
Manch Twp	8499	7864	8405	7333	6692	7178	85.10	85.40
Parad Twp	1187	1104	1146	1025	950	1016	86.05	88.66
Conew Twp	2824	2747	3061	2387	2362	2587	85.98	84.51
NYork Boro	1689	1738	1673	1316	1405	1363	80.84	81.47
Frank Twp	1193	1136	1202	998	1012	1064	89.08	88.52
Jacks Twp	2670	2774	2837	2276	2359	2510	85.04	88.47
NYCRPD	26632	25440	26827	22569	21763	22990	85.55	85.70

Alarms

Response to alarms is classified as a service call. After several municipal alarm ordinances were revised and fines were increased for false alarms, alarms, by and large, continued to decrease. Again, this year, alarms decreased by 1.96%.

In 2010, total alarm dispatches accounted for 1,753 of the total call load or 6.53%. Last year, alarms accounted for 1,788 of the total call load or 7.03%.

A municipal alarm overview, which compares the number of alarms to the total number of calls in each municipality, finds that we handled 344 or 4.62% in Dover Township, 37 or 3.52% in Dover Borough, 780 or 9.28% in Manchester Township, 33 or 2.88% in Paradise Township, 209 or 6.83% in Conewago Township, 91 or 5.44% in North York Borough, 51 or 4.24% in Franklin Township, and 208 or 7.33% in Jackson Township. The workload generated by alarms in the Support Services Section remains considerable due to the time-consuming procedures for reporting, invoicing and the associated fiscal record keeping and payments to municipalities in accordance with the revised municipal ordinances.

Vehicle Accidents

Accident investigations are also classified within the concept of a service call. We experienced an increase in the accidents we investigated this year. The 1,810 accidents reflect an increase of 3 crashes or 0.17% compared to 2009. Injury accidents investigated were 308 and remained the same as 2009. In addition, we investigated 4 fatal accidents (6 deaths) reflecting a decrease of 3 or 42.86%. Alcohol and/or drug-related fatalities this year totaled 3. (A municipal breakdown of this information is shown on Table VI.)

TABLE VII
MUNICIPAL ACCIDENT ACTIVITY

MUN	ACCIDENTS			INJURY ACC			FATAL ACC			DEATHS		
	08	09	10	08	09	10	08	09	10	08	09	10
DT	372	386	377	79	78	64	2	3	0	2	3	0
DVB	51	32	47	5	4	1	0	0	0	0	0	0
MT	758	701	739	107	100	107	1	0	1	1	0	1
PT	104	108	101	28	23	25	2	0	0	3	0	0
CT	181	183	187	42	29	34	1	1	0	1	1	0
NYB	71	87	90	6	12	16	0	0	0	0	0	0
FT	60	72	65	6	11	17	2	0	2	2	0	3
JT	187	238	204	38	51	44	1	3	1	1	3	2
NYP	1784	1807	1810	311	308	308	9	7	4	10	7	6

Over the past 10 years, 66 people were killed in fatal traffic accidents. We continue to seek ways to reduce accidents and save lives using various methods. The enforcement of traffic offenses continues to be of high priority. We hope that our uniformed presence during traffic enforcement will have some deterrent effect on not only the violator, but also the motoring public. We continue to offer educational programs to the public in defensive driving and addressing community concerns with traffic issues. We remain vigilant in reporting dangerous road conditions to both our municipalities and PennDot. Our goal is to continue all of these efforts in an attempt to make our highways safer.

FIELD SERVICES DIVISION
Criminal Investigation Section

The primary responsibility for follow-up investigations of serious crime is vested in the Criminal Investigation Section of the Field Services Division. This section is staffed with a Sergeant who supervises three full-time investigators and an officer temporarily detached from patrol.

The Detective Sergeant is responsible for the review of all criminal reports, supervision at all major crime scenes, staff review of all major criminal cases, liaison with other agencies regarding effective information exchange and coordination of investigative efforts, and preparing the Criminal Investigation Section schedule.

Other duties of the Criminal Investigation Section include:

- o Assist the Patrol Division with fatal accident and death investigations
- o Serves as the system manager of the Department's automated evidence management system--this includes tracking, retention, storage, and transportation of evidence for laboratory testing
- o Participating in crime prevention and reduction programs, which include working specialized details in areas where criminal activities are prevalent
- o Surveillance and specialized electronic applications
- o Perform polygraph examinations
- o Investigation and reporting of complex and time intensive investigations, which require follow-up function and dedication of time-based assets
- o Liaison and analysis of information between Federal, State, and other local law enforcement agencies

The NYCRPD continues as one of the lead departments in York County to implement and utilize an automated evidence management system employing bar code technology. The secure evidence storage is under constant review and supervisory monitoring to insure the highest level of security and integrity review for evidence or property seized or stored by the department. The effective management and storage of evidence is an area of high priority and serves as a foundation of evidence custody for courtroom presentation.

The Department independently handles major crime scenes at the level of advanced proficiency covering all aspects of crime scene management. These abilities continue to pay dividends to the Department in identification of offenders and in the prosecution of offenders within the York County Criminal Justice System in both juvenile and adult criminal courts.

Investigative Activity

The year 2010 presented a dramatic increase of 11.82% in the total number of crimes assigned to the CID Unit for follow-up investigation. This included a series of complex investigations in areas including financial crimes, multi-jurisdictional burglary, robbery, rapes, deaths, and assaults.

Investigators filed 377 criminal charges compared to 223 in 2009. This included 161 felony complaints compared to 144 in 2009 and 106 misdemeanor complaints compared to 55 in 2009. Another 110 non-traffic summary offenses were filed by criminal investigators during the year. The CID unit investigated a total of 1,110 cases, which is an increase of 15% more than the 944 cases in 2009. Of the 1,110 cases assigned, the unit cleared 879 or 79.18%. The CID Unit submitted 978 incident reports, 3,933 supplemental reports, conducted 11 polygraph examinations, and catalogued more than 1,600 evidentiary items.

In the paragraphs that follow, the reader is provided a representative overview of the types of cases handled within each municipality by members of the Criminal Investigations Section during 2010:

DOVER TOWNSHIP

Three juveniles were arrested following the robbery of a 24-hour convenience store. The youths were arrested following analysis of surveillance imagery by NYCRPD investigators who immediately identified the offenders after reaching out to community partners in the schools and juvenile probation departments. The defendants have been adjudicated in juvenile courts.

Investigators conducted follow-up investigation and assisted patrol officers following several shooting incidents at various areas in Dover Township. As a result, there have been multiple arrests of both adult and juvenile offenders and the recovery of seven handguns.

DOVER BOROUGH

Three robbery investigations were concluded with arrests of suspects after being reported to the NYCRPD. The victims were, in two cases, store employees and in another investigation was a victim of a strong-armed robbery.

MANCHESTER TOWNSHIP

NYCRPD investigators arrested a subject in connection with the robbery and murder of an elderly man staying at a local motel. Tracey Raynard Bradley, Age 46, of No Fixed Address was charged with the following offenses: Criminal Homicide, Robbery, Burglary, Theft, and Receiving Stolen Property. The defendant is incarcerated awaiting trial.

Investigators arrested a suspect associated with home invasion burglaries in the township. The offender either would enter homes or burglarize the residence while the owners were away from the home or in one case, as the victim was sleeping. Upon arrest, investigators located a firearm in the suspect's vehicle.

PARADISE TOWNSHIP

Three persons were charged with robbery after a store was entered and employees were demanded to surrender cash and cigarettes. The individuals have been charged with numerous offenses and remain incarcerated.

A teacher was arrested for sex offenses following an investigation into the relationship she held with a male student at a venue located in Paradise Township.

CONEWAGO TOWNSHIP

Drug arrests were made for possession of heroin and other dangerous drugs, at commercial venues. In addition, NYCRPD investigators executed an arrest for a child pornography possession where a subject had over a thousand images depicting child sex acts.

Numerous residential burglary arrests were made and investigators charged multiple suspects with the thefts of items from parked vehicles.

NORTH YORK BOROUGH

Investigators arrested a subject for a commercial robbery with a gun and arrested a mail adult in connection with the rape of a five-year old female. In addition, numerous theft and burglary cases were solved.

FRANKLIN TOWNSHIP

Several juvenile offenders were charged in connection with the removal of electronic items and other articles from parked vehicles. NYCRPD continues investigations into numerous burglary and theft offenses.

JACKSON TOWNSHIP

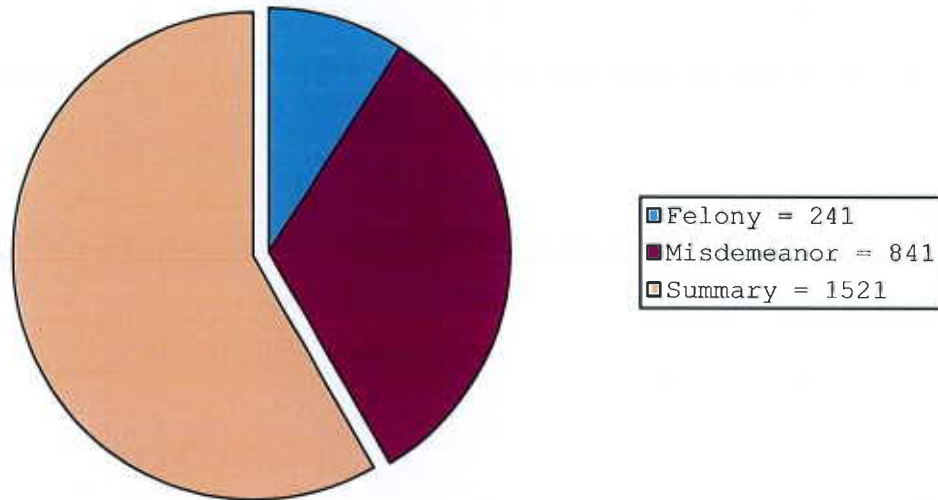
Investigators filed charges in connection with several sex-related offenses after completion of the investigation.

Numerous residential burglary arrests were made and investigators charged multiple suspects with the thefts of items from parked vehicles.

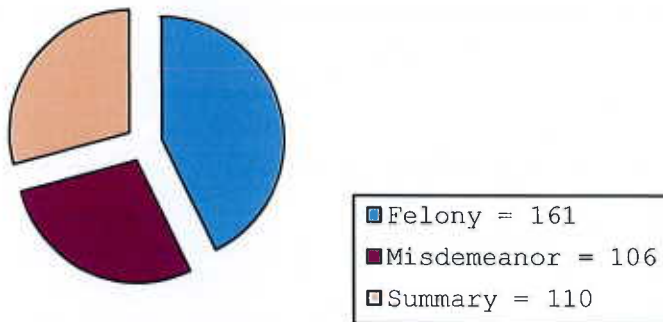
Chart IV reflects total department criminal arrests and illustrates criminal arrests by the Investigation and Patrol Divisions.

CHART IV

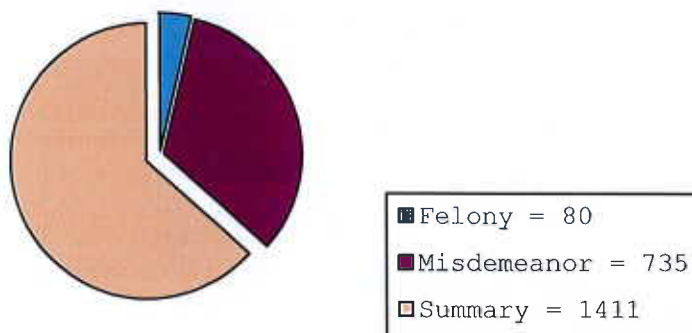
Total Department Criminal Arrests



Criminal Investigative Division Arrests



Patrol Division Arrests



Community Police Unit

The "Community Police Unit" presented a total of 51 programs in 2010, reaching out to over 6,289 people. Of these, 14 programs were presented to our local schools and more than 2,153 students were addressed through a variety of assemblies and in-class seminars. These programs ranged from personal safety issues to drug awareness. Also, the CPO Unit hosted 23 civic programs with 1,316 persons in attendance. There were 21 child car seat checks completed by our certified car seat technician.

In addition, the Unit has also been involved with community concerns and activities with everything from problems with traffic flow and speeding motorists to the coordinating of benefit runs, parades, and block watch events. The Community Police Officer (CPO) instructed two classes in "Defensive Driving" involving 28 participants, age 16 and older. Throughout the history of the classes, the CPO unit has taught over 578 "students" this defensive driving program.

"Officer Dorothy" was utilized in 14 programs at the schools and at local civic events with more than 2,792 people attending. Several donations were received throughout the year for the "Officer Dorothy" Program, totaling \$1,605.

School Resource Officer (SRO)

Since 2008, the NYCRPD has been providing a School Resource Officer to the Spring Grove Area School District. The SRO, based at the high school, works 1,560 hours annually. The SRO is responsible for all law enforcement related issues at all district facilities with the exception of York New Salem Elementary School and the District Administration Building. This program has been well received and has generated many positive student/officer relationships. The SRO also provides many educational programs to students in the district as well as coordinating all security issues for school-related events.

During 2010, 253 incidents were handled. This is 11 less than 2009. Of the 253 incidents, 150 or 59.3% were at the high school, 36 or 14.2% were at the middle school, 9 or 3.6% were at the intermediate school, 21 or 8.3% were at the elementary schools, and 37 or 14.6% of the incidents related to security at school events.

SUPPORT SERVICES DIVISION

Records Section

The primary responsibility for gathering, compiling, and disseminating information lies with the Records Section. A Corporal (who supervises the civilians) and four civilian employees staff this section. The role of the Records Section is to insure and coordinate the rapid and orderly flow of information between the various components of the police department. One of the many integral functions is to provide data entry into the automated information system. The members also provide other varied services, including the greeting of all visitors to departmental headquarters and processing all insurance or other outside requests for information. The staff assigned to Records processed nearly one million records in 2010.

The information from the automated database continues to be vital in many tasks essential to department effectiveness and efficiency. These tasks include identification of crime patterns and trends, providing information to assist in the scheduling and distribution of manpower and the cohesive exchange of information with other agencies for the solution of crime.

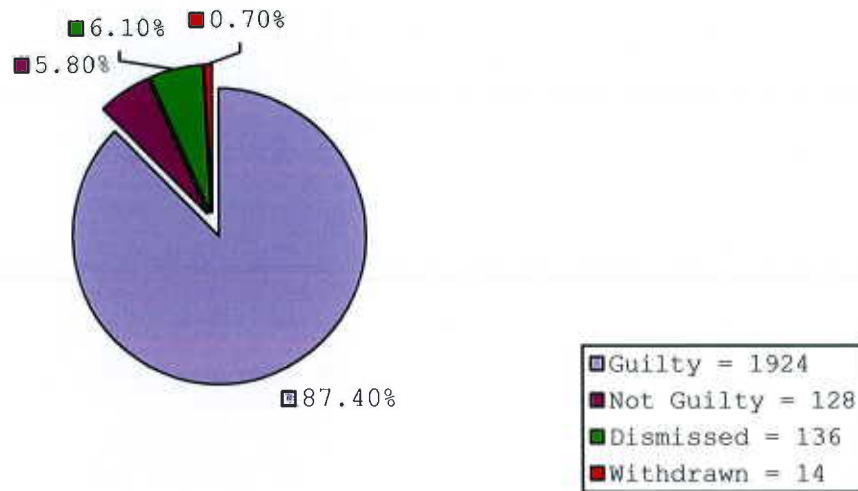
Court Disposition Report

During 2010, 2,202 defendants exercised their constitutional option to a hearing at the District Court level-1,924 or 87.4% were found guilty in summary (traffic and non-traffic) cases. At the York County Court of Common Pleas, 133 defendants appeared and 110 or 82.7% were convicted. The 133 cases represented felony and misdemeanor charges as well as summary appeals and indirect contempt of court cases.

Of all court cases during 2010, 72.1% were held while the officer was on duty. Patrol officers had court appearances on duty 71.5% of the time and criminal investigators were on duty 87.2% of the time.

Refer to Chart V for total court appearances and conviction rates and Chart VI for court appearances in on duty/off duty status.

CHART V
Total MDJ Hearings = 2,202



Total County Court Trials/Hearings = 133

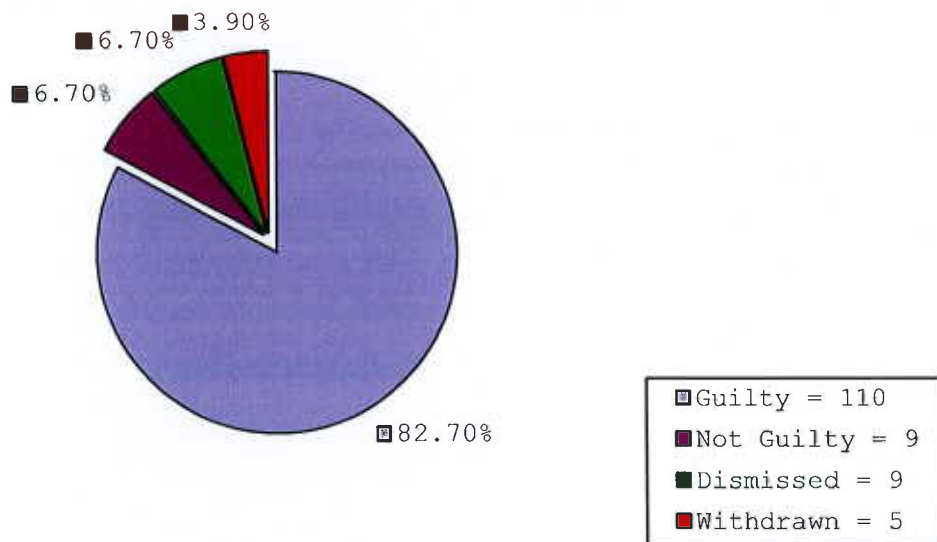
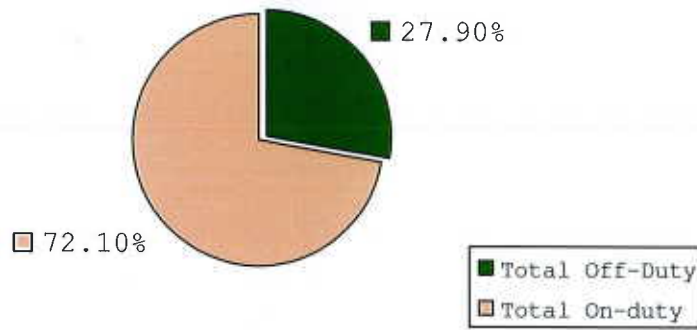



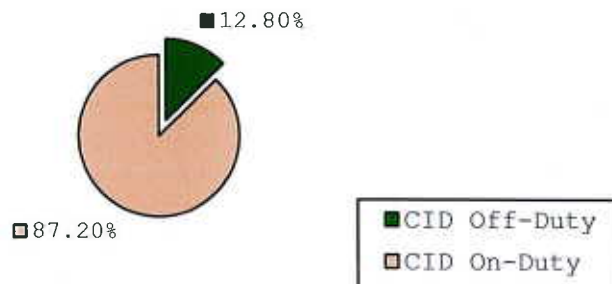
CHART VI
Total Hearings
Percent On-Duty/Off-Duty



Patrol Hearings On-Duty/Off-Duty



CID Hearings On-Duty/Off-Duty



Pennsylvania's Right to Know Law (Act 3 of 2008)

An added responsibility was placed on the Support Services Supervisor in the last two years that has become very time consuming. The "Right to Know" law required an "Open Records Compliance Officer" (ORCO), which currently is the supervisor of Support Services.

Throughout the year, there are many requests for documents by the public and other entities. These requests are handled by the ORCO. The process to respond to the requests is as follows:

- o Department receives written request for document
- o Document is researched and located
- o Document is reviewed to determine what information can be released
- o Redact all information that must be excluded
- o Provide a written response to the requestor
- o Maintain a written log of all requests and actions taken

In 2009, we processed 141 requests and 126 in 2010.

TRAINING REPORT

The Department continues to place strong emphasis on training. The philosophy of the Department being that mandated training is a minimum standard, not a maximum. The Department strives to avail all its members, both sworn and non-sworn, the opportunity to receive as much training as scheduling and budget permits. In addition to the annual training mandated by MPOETC, the Department affords both sworn and non-sworn staff the opportunity to attend a vast array of training in numerous functional areas. To that end, we were able to offer 2568 hours of training during 2010.

The following training was attended by NYCRPD staff during 2010:

Basic Criminal Investigation	Law Enforcement Rifle
Child Safety Seat Conference	Law Enforcement Carbine Certification
Child Sexual Abuse	Litigation Seminar
CLEAN Certification	MCSAP Certification
Complete Traffic Stops	MDC Certification
CPR Certification	Mechanics of Arrest
Crime Prevention Training	Missing and Abducted Children
Crisis Intervention Team Officer	Mobile Field Force
Critical Incident Stress	MPOETC In-Service Certification
Diversity Summit	NCIC Certification
Drub Identification	Police Reports
DUI Seminar	PR-24 Certification
ENRADD Certification	QRT /NRT
EVOC Certification	QUAD
Fall Firearms Certification	Safe School Conference
FATS	Sexual Predators on the Internet
Field Training Officer (FTO)	Shotgun Certification
FOCIS (Interactive Firearms Simulator)	Spring Firearms Certification
Human Resource Law	VASCAR Certification
	V-SPEC

TOTAL: 2,568 hours

FLEET REPORT

FLEET DEPLOYMENT

During 2010 the Department deployed twenty-four vehicles and seven trailers during its operations. The vehicles and trailers are organized into three distinct functional areas:

Patrol vehicles, Administrative vehicles and Special Service vehicles and trailers.

The fleet deployment is as follows:

2010 Fleet Deployment

Patrol Vehicles	Administrative Vehicles	Special Service Vehicles
2010 Ford Crown Victoria	2011 Ford Taurus	2007 Ford Explorer
2010 Ford Explorer	2007 Ford 500	1999 Carmate Trailer
2010 Ford Explorer	2006 Jeep Liberty	2001 SMART Trailer
2009 Ford Crown Victoria	2005 Ford Crown Victoria	2001 SMART Trailer
2009 Ford Crown Victoria	2004 Ford Explorer	2004 Carry-On Trailer
2009 Ford Crown Victoria	2002 Chevrolet Impala	2000 Kubota Tractor
2009 Ford Crown Victoria	2002 Ford Crown Victoria	2009 Trafcon Trailer
2008 Ford Crown Victoria	2000 Ford Crown Victoria	2009 Trafcon Trailer
2008 Ford Crown Victoria	1999 Ford Crown Victoria	2000 Chevrolet 3500
2008 Ford Crown Victoria	1997 Chevrolet Blazer	
2008 Ford Crown Victoria		
2007 Ford Crown Victoria		

MILEAGE AND FUEL CONSUMPTION

During the delivery of police services in 2010, the fleet traveled a total of 592,937 miles and consumed 47,182 gallons of fuel. The average fuel economy was 12.57 mpg.

2010 Miles Traveled

Patrol Vehicles	Administrative Vehicles	Special Service Vehicles
494,279	90,596	8,062

RETIRED VEHICLES

During 2010 the Department retired eight (8) vehicles from the fleet. Four (4) of these vehicles had served as Patrol vehicles, one (1) as an Administrative vehicle and three (3) as Special Service vehicles. Of these retired vehicles, six (6) were sold at auction and two (2) donated to the Police Heritage Museum. The vehicles donated to the Police Heritage Museum were:

- 1984 Honda scooter 125 cc
- 1998 Kawasaki KZ 1000 motorcycle

The six (6) vehicles sold at auction brought an average of \$ 3,483.00 return on the initial investment per vehicle. The vehicles had an average mileage of 135,538 and an average service life of 3.5 years. The amount each vehicle sold for and their description are as follows:

Retired Vehicles

Vehicle	Odometer Mileage	Sale Price
1996 Jeep Cherokee	114,971	\$2,200
2001 Chevrolet Impala	130,055	\$2,300
2006 Ford Crown Victoria	138,763	\$3,300
2006 Ford Crown Victoria	147,309	\$1,800
2007 Ford Crown Victoria	139,832	\$2,500
2007 Ford Explorer	142,300	\$8,800

AT-FAULT ACCIDENTS

During 2010 the Department experienced a total of four (4) accidents in which the officer was culpable. The monetary loss due to these accidents was \$7,638.73. Each of the responsible officers received disciplinary action for their negligence. Though four at-fault accidents are by no means acceptable, our overall safety record was good considering that the officers traveled 148,234 miles for every at-fault accident. Considering that the officers drive in every conceivable type of weather, often times in an emergency response mode, and the number of accidents remains extremely low.

INTENTIONALLY DAMAGED VEHICLES

During 2010 the Department experienced two incidents in which patrol vehicles were intentionally struck by suspects in fleeing vehicles. At the time, both patrol vehicles were stopped when the suspect struck the patrol vehicle. These intentional acts resulted in damage to Department vehicles totaling \$3,103 dollars. In each instance, the offender was identified, arrested and held liable for the damage.

PRISONER DAMAGE

Occasionally, suspects who are in custody and secured within a patrol vehicle, intentionally inflict damage to the vehicle. Most often this results from suspects kicking the interior door panels or windows. During 2010, unruly suspects caused a total of \$971 in damage to patrol vehicles. In each case the offender was criminally charged for damaging the vehicle and restitution requested through the court system.

UNDERGROUND FUEL TANK

In October we experienced a problem of contaminated fuel within our underground storage tank. The exact cause of the contamination could not be determined. Prior to the issue becoming known, we experienced mechanical problems with approximately six (6) of the patrol vehicles. The corrective and preventative maintenance resulted in all patrol vehicles having the fuel filters replaced and the fuel tanks drained and thoroughly cleaned. This resulted in an unplanned expenditure of approximately \$3,000 dollars. The contamination problem was resolved by having a company that specializes in such situations come in and filter and clean all remaining fuel in the underground storage tank. The cost was \$1,200 dollars.

The issue could have been much worse, but due to daily monitoring of the underground fuel tank, the problem was quickly detected and resolved.

WEBSITE

<http://nycrpd.org>

In early 2010, we recognized the need to improve upon our Department website. Our goal was to create a user-friendly site that could be used by the community, media, law enforcement, and others as a means to provide accurate and timely information.

The website provides easily accessible ways to contact the Department. Visitors can provide information to specific units such as traffic, criminal, and community policing. Department forms commonly requested by the public are printable from the website.

In the first eight months we have provided new information on nearly a daily basis. Below is a description of the current activity added to our website:

- 294 Press Releases
- 50 Vehicle Code tips
- 25 Department News
- 15 Crime Prevention tips
- 12 Traffic Advisory's
- 7 Web News
- 4 Weather Alerts
- 1 Megan's Law Notification

We launched the new website on April 23, 2010 and have had more than 125,000 visitors. We consider this project a success and plan to continue our efforts in the future.

CONCLUSION

In 2010, we handled 26,827 calls, 1,387 more than 2009 for a 5.45% increase. Seven municipalities increased and one decreased. The most dramatic increase is Conewago Township and the most dramatic decrease is North York Borough. A breakdown of our overall jurisdiction and individual municipal activity appears on Table VIII.

TABLE VIII
CALLS FOR POLICE SERVICE

MUNICIPALITY	2008	2009	2010	2009/2010 % INCR/DECR	% OF TOTAL CALLS UNITS
DOVER TWP	7541	7030	7451	- 6.78 + 5.99	27.77 31.87
DOVER BORO	1029	1047	1052	+ 1.75 + 0.48	3.92 3.37
MANCH TWP	8499	7864	8405	- 7.46 + 6.88	31.33 34.72
PARAD TWP	1187	1104	1146	- 6.91 + 3.80	4.27 5.18
CONEW TWP	2824	2747	3061	- 2.73 +11.43	11.41 7.77
NYORK BORO	1689	1738	1673	+ 2.78 - 3.74	6.24 4.66
FRANK TWP	1193	1136	1202	- 4.78 + 3.80	4.48 3.89
JACKS TWP	2670	2774	2837	+ 3.93 + 2.27	10.58 8.55
NYCRPD	26632	25440	26827	- 4.47 +5.45	100 100

When we consider the workload and the demands placed upon our staff, credit must continue to be directed to our individual members. Without question, the personnel associated with the Northern York County Regional Police Department are exceptional! As the studies have indicated, they do more work with less manpower, at less cost, when compared to others. It is through their efforts that the Department continues to provide quality service and at the same time, receive recognition that, to date, has been a model for other organizations.

In order to continue to be able to do this, it should be realized that continued support and direction from the Board of Commissioners is imperative. On behalf of all the members--sworn and civilian alike--we are proud to have been provided the opportunity to serve our communities throughout 2010!!

Respectfully submitted,

A handwritten signature in black ink, appearing to read "M. L. Bentzel". The signature is fluid and cursive, with a long horizontal stroke at the end.

Mark L. Bentzel
Chief of Police

sjg/dmw

CAVEAT: Although the year-end report is historically submitted and signed by the Chief of Police, it clearly represents the efforts of others. To wit, this report was generated with the assistance of several members of the department, including Lt Lash, Lt Wasilko, Sgt Steffen, Cpl Burchfield, Officer Wise, Ms. Stare, Ms. P. Wales, and Ms. Mummert.

Special recognition should be offered to Ms. Grim, Ms. D. Wales and Ms. Maughlin. Without Sonya and Diane's "cheerful" tolerance during rewrites and Lisa's "yeoman's work" in pulling together statistics from several databases, this report would not have been possible!

APPENDIX A

ALL OTHER CLASSIFICATIONS UNDER UCR

HARASSMENT

HARASSMENT BY COMMUNICATION

TERRORISTIC THREATS

TRESPASS

PUBLIC NUISANCE

FALSE REPORTS

FIREWORKS

RECKLESS ENDANGERING

CRUELTY TO ANIMALS

SCATTERING RUBBISH

OPERATING WITHOUT CONSENT

FALSE IMPRISONMENT

BLUE LAWS

SALE OF STARTER PISTOLS

PROJECTILES

IMPERSONATING PUBLIC SERVANT

OBSCENITY

RESISTING ARREST

CAUSING CATASTROPHE

FALSE ALARMS

OBSTRUCTING HIGHWAYS

UNLAWFUL RESTRAINT

TAMPERING WITH PUBLIC RECORDS

WITNESS TAKING BRIBE

FUGITIVE FROM JUSTICE

OBSTRUCTING ADMINISTRATION OF GOVERNMENT FUNCTION

PUBLIC UTILITIES

TAMPERING WITH WITNESSES

KIDNAPPING

TAMPERING WITH FIRE APPARATUS

CRIMINAL CONSPIRACY

NORTHERN YORK COUNTY REGIONAL POLICE DEPARTMENT
STATISTICAL YEAR TO DATE 2010

Year to Date	Dover Twp		Dover Boro		Manchester Twp		Paradise Twp		Conewago Twp.		North York Boro		Franklin Twp.		Jackson Twp.		NYCRPD		Clearance
PART I OFF.	open	closed	open	closed	open	closed	open	closed	open	closed	open	closed	open	closed	open	closed	open	closed	Rate
Homicide	0	0	1	1	1	1	0	0	0	0	0	0	0	0	0	0	2	2	100.00%
Inv.Mans	0	0	0	0	0	0	0	0	0	0	0	0	0	0	0	0	0	0	#DIV/0!
Rape	2	1	0	0	3	2	1	1	0	0	2	2	0	0	1	1	9	7	77.78%
Robbery	3	2	4	3	5	2	2	2	2	2	2	1	0	0	0	0	18	11	61.11%
Agg.Assault	11	11	0	0	4	3	1	1	0	0	5	4	0	0	1	1	22	20	90.91%
Burglary	30	12	4	1	30	8	3	0	19	10	5	1	2	1	7	4	100	37	37.00%
Theft	228	71	34	6	295	103	23	3	118	18	56	9	25	15	52	11	829	237	28.59%
Relat.Theft	17	14	16	10	32	22	2	1	10	6	0	0	0	0	4	2	81	55	67.90%
Auto Theft	17	8	2	0	22	9	1	0	10	6	5	1	1	1	5	3	63	28	44.44%
Arson	0	0	0	0	2	2	0	0	0	0	2	2	0	0	1	0	5	4	80.00%
Totals	306	119	51	21	394	152	33	8	158	41	77	20	28	18	71	22	1129	401	35.52%
PART II OFF.	Dover Twp		Dover Boro		Manchester Twp		Paradise Twp		Conewago Twp.		North York Boro		Franklin Twp.		Jackson Twp.		Totals		
Simp.Assault	155	151	33	33	112	109	21	21	85	84	52	51	32	32	65	65	555	546	98.38%
Forgery	2	1	0	0	15	11	1	0	1	1	0	0	0	0	0	0	19	13	68.42%
Fraud	56	44	2	2	52	40	2	0	14	13	9	6	6	4	6	4	147	113	76.87%
Embezzlmt.	0	0	0	0	0	0	0	0	0	0	0	0	0	0	0	0	0	0	#DIV/0!
RSP	1	1	0	0	4	4	0	0	1	1	1	1	0	0	0	0	7	7	100.00%
Vandalism	181	48	12	1	128	19	13	1	65	7	59	21	30	3	42	7	530	107	20.19%
Weap.Viol.	3	2	5	5	1	1	0	0	0	0	1	1	0	0	5	5	15	14	93.33%
Prostitution	1	1	0	0	0	0	0	0	0	0	0	0	0	0	0	0	1	1	100.00%
Sex.Offenses	5	3	2	2	5	4	2	2	2	2	2	2	0	0	1	1	19	16	84.21%
Drug.Laws	14	12	8	8	34	33	4	4	10	9	16	15	3	3	9	8	98	92	93.88%
Gambling	0	0	0	0	0	0	0	0	0	0	0	0	0	0	0	0	0	0	#DIV/0!
Of.Family	0	0	1	1	1	1	0	0	1	1	1	1	0	0	0	0	4	4	100.00%
D.U.I.	60	56	4	4	228	216	23	23	16	16	26	26	3	3	34	33	394	377	95.69%
Liq.Laws	8	8	5	5	25	25	0	0	5	5	2	2	1	1	7	7	53	53	100.00%
Pub.Drunk	16	16	5	5	43	43	3	3	3	7	13	13	1	1	5	5	93	93	100.00%
Dis.Conduct	127	123	36	36	92	87	13	11	52	51	33	32	20	20	51	50	424	410	96.70%
Ofh.Offense	108	97	14	14	93	85	15	15	56	53	18	17	14	13	31	31	349	325	93.12%
Totals	737	563	127	116	833	678	97	80	315	250	233	188	110	80	256	216	2708	2171	80.17%
Ord.Violations	103	101	18	18	72	70	14	13	24	23	35	35	17	17	32	32	315	309	98.10%
Loitering	0	0	0	0	0	0	0	0	0	0	0	0	0	0	0	0	0	0	#DIV/0!
Part 1A.2 Off.	1043	882	188	137	1227	830	530	38	474	291	310	208	138	98	327	238	3837	2572	67.03%
Service Calls	Dover Twp		Dover Boro		Manchester Twp		Paradise Twp		Conewago Twp.		North York Boro		Franklin Twp.		Jackson Twp.		Totals		
Other Calls	5928	5912	799	800	6367	6374	901	900	2376	2380	1238	1240	962	984	2274	2285	20865	20855	99.95%
M.V.Accidents	377	377	47	47	736	739	101	101	187	187	90	90	65	65	204	204	1810	1810	100.00%
TOTAL CALLS	7451	7072	1052	1002	8405	8013	1445	1102	3061	2881	1673	1573	1202	1164	2837	2739	26827	25646	95.22%

NORTHERN YORK COUNTY REGIONAL POLICE DEPARTMENT
STATISTICAL RECAP FOR YEAR TO DATE 2010

Year to Date	DOVER TWP.	DOVER BORO.	MANCHESTER TWP.	PARADISE TWP.	CONEWAGO TWP.	NORTH YORK BORO.	FRANKLIN TWP.	JACKSON TWP.	N.Y.C.R.P.D.
CRIMINAL									
Crim.Invest.Assigned	379	30	355	27	114	88	65	52	1110
Crim. Invest.Closed	317	25	293	20	82	56	45	41	879
Crim.Arrests	594	131	792	91	264	201	80	275	2428

TRAFFIC SUMMARY									
Injury Accidents	64	1	107	25	34	16	17	44	308
Total Injuries	90	1	147	36	41	19	21	59	414
Fatal Accidents	0	0	1	0	0	0	2	1	4
Total Fatalities	0	0	1	0	0	0	3	2	6
Non Injury Accidents	313	46	631	76	153	74	46	159	1498
Total Accidents	377	47	739	101	187	90	65	204	1810
Citations Issued	1601	473	5075	603	518	584	818	930	10602
Warning Cards	536	164	1297	217	113	86	121	265	2799
Faulty Equip. Cards	287	94	687	63	70	136	18	101	1456
Parking Tickets	10	20	204	1	11	520	2	10	778
Parking Tkt .Warnings	12	7	25	0	2	4	0	16	66

ORD. VIOLATIONS									
Abandoned Vehicles	46	2	15	3	8	11	1	5	91
Curfew	11	2	16	3	1	3	0	6	42
Other Ord.Violations	46	14	41	8	15	21	16	21	182