

# NORTHERN YORK COUNTY REGIONAL POLICE DEPARTMENT

## 2011 ANNUAL REPORT



DOVER TOWNSHIP	DUANE E. HULL
DOVER BOROUGH	RICHARD A. POPE
MANCHESTER TOWNSHIP	MICHELE SCHANBACHER
PARADISE TOWNSHIP	LANCE A. BIESECKER
CONEWAGO TOWNSHIP	LOIS A. LEONARD
NORTH YORK BOROUGH	KENNETH F. STAAB
FRANKLIN TOWNSHIP	EDWARD J. CAMPBELL
JACKSON TOWNSHIP	STEPHEN W. TANSEY

---

MARK L. BENTZEL  
CHIEF OF POLICE

## TABLE OF CONTENTS

Introduction . . . . .	1
Staffing	
Municipal Units of Service . . . . .	3
Organizational Chart . . . . .	5
Personnel . . . . .	6
Field Services Division	
Patrol Section	
Calls for Service. . . . .	9
Activity - Department. . . . .	10
Overall Criminal Activity. . . . .	13
Activity - Municipal by Geographic District. . . . .	14
Serious Crime . . . . .	26
Less Serious Crime . . . . .	27
Service Calls . . . . .	30
Alarms . . . . .	30
Vehicle Accidents . . . . .	31
Criminal Investigation Section	
Responsibilities . . . . .	32
Investigative Activity . . . . .	33
Municipal Overview . . . . .	33
Community Policing and School Resource Officer	
Community Programs . . . . .	37
School Resource Officer Activity . . . . .	38
Support Services Division	
Records Section . . . . .	39
Court Disposition Report . . . . .	39
Pennsylvania Right to Know Law . . . . .	42
Training . . . . .	43
Fleet Report . . . . .	44
Department Website . . . . .	46
Conclusion . . . . .	47

TABLE OF CONTENTS  
(CONTINUED)

Directory of Tables and Charts

Table I	Municipal Units of Service . . . . .	3
Table II	Activity by Municipality. . . . .	13
Table III	Part I Crimes . . . . .	26
Table IV	Municipal Crime Rate. . . . .	27
Table V	Part II Crimes. . . . .	28
Table VI	Municipal Calls for Service . . . . .	30
Table VII	Municipal Accident Activity . . . . .	31
Table VIII	Calls for Police Service. . . . .	47

Chart I	Overtime Hours . . . . .	4
Chart II	Calls for Police Service . . . . .	12
Chart III	Part I - Part II Offense Call History .	29
Chart IV	Department Criminal Arrests . . . . .	36
Chart V	Court Appearances - Conviction Rates. .	40
Chart VI	Court Appearances - On Duty/Off Duty. .	41

Appendices

All Other Classifications under UCR. . . . .	49
Annual Statistical Report. . . . .	50

**TO: CHAIRMAN AND MEMBERS OF THE  
NORTHERN YORK COUNTY REGIONAL POLICE  
BOARD OF COMMISSIONERS**

**FROM: CHIEF MARK L. BENTZEL**

**SUBJECT: ANNUAL REPORT 2011**

### **INTRODUCTION**

This year was not much different than the previous year in that we were again affected by the retirement of two ranking officers. Detective Sergeant David E. Steffen and Corporal Mark V. Burchfield left the Department with a combined 60 years of service. Their retirements created the need for two promotions, two re-assignments, and two officers hired.

The Department received \$34,191.31 from the Richard "Dick" and Phyllis Ehrhart estate. The Northern York County Regional Police Board of Commissioners utilized the funds to upgrade the training facility at the Department Range Building. The new Dick and Phyllis Ehrhart Regional Training Center will be used to host training for agencies throughout South Central Pennsylvania.

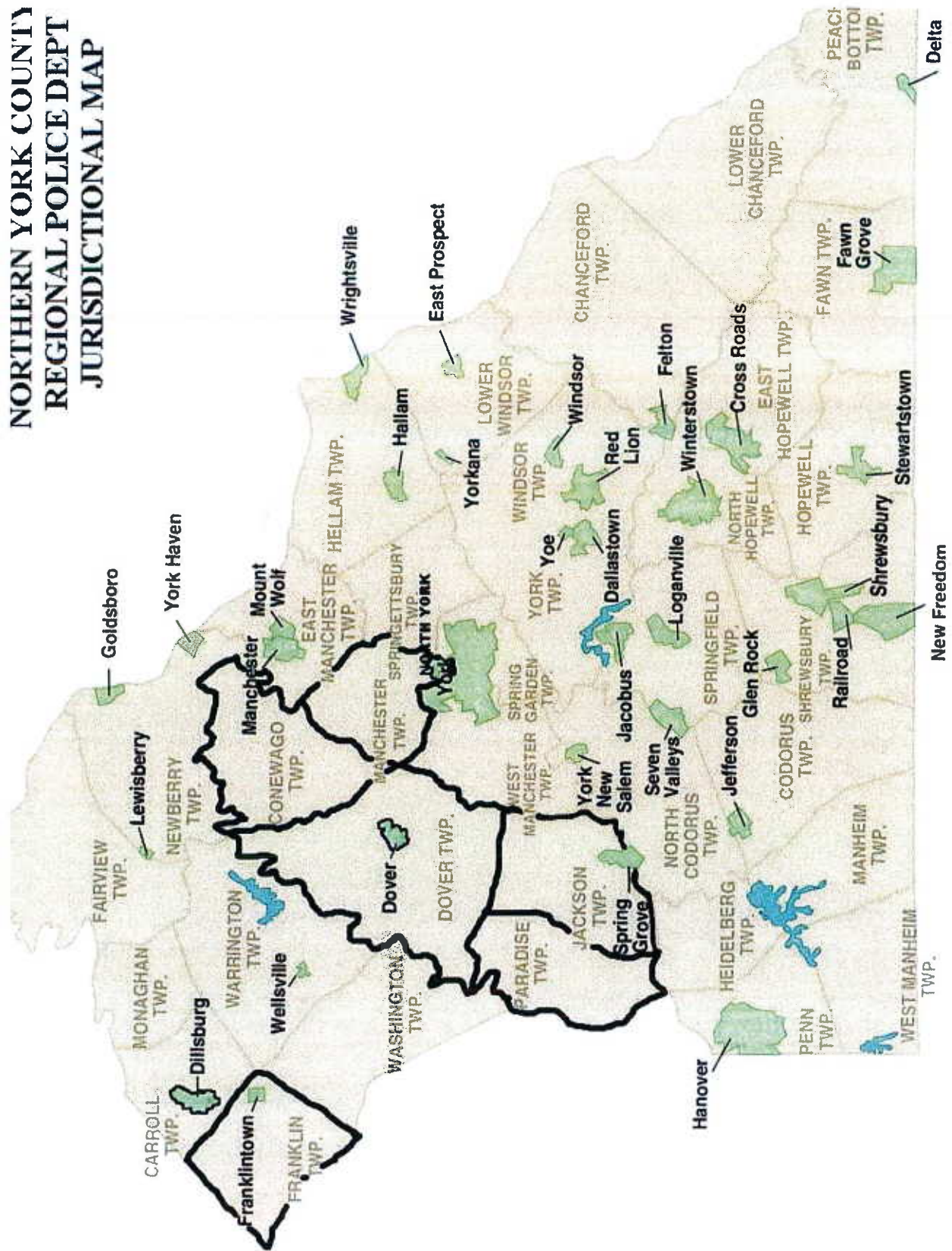
This year, our Department continued to provide services to eight municipalities, the Townships of Dover, Manchester, Paradise, Conewago, Franklin, and Jackson and the Boroughs of Dover and North York. As well as Spring Grove School District.

The governing body (the Commission) is comprised of one elected official from each municipality. As such, Mr. Duane Hull represented Dover Township; Mr. Richard Pope represented Dover Borough; Ms. Michele Schanbacher represented Manchester Township; Mr. Lance Biesecker represented Paradise Township; Ms. Lois Leonard represented Conewago Township; Mr. Kenneth Staab represented North York Borough; Mr. Edward Campbell represented Franklin Township; Mr. Stephen Tansey represented Jackson Township. Mr. Joseph Rudolf from Reed Smith LLP in Philadelphia, PA represented our Department and Commission as solicitor. Kochenour, Earnest, Smyser, and Burg conducted an audit of our financial records.

These eight municipalities together encompass 145 square miles or 15.9% of the total landmass for York County. In accordance with generally accepted population figures, service is provided to about 66,608 citizens. The population, by municipality, is Dover Township - 21,078, Dover Borough - 2,007, Manchester Township - 18,161, Paradise Township - 3,766, Conewago Township - 7,510, North York Borough - 1,914, Franklin Township - 4,678, and Jackson Township - 7,494.



# NORTHERN YORK COUNTY REGIONAL POLICE DEPT JURISDICTIONAL MAP



## STAFFING

### Units of Service

In keeping with the dictates of the "Articles of Agreement", municipalities purchase time by using a "unit of service" concept. Units are currently measured by a formula of 10 hours equaling one unit. Time is monitored in fifteen-minute increments on a daily, weekly and annual basis. This year, the Department managed 101,920 hours of service--100,360 hours of service to the municipalities and an additional 1,560 hours contracted to Spring Grove School District. These hours are specifically earmarked to/for our school resource officer's efforts in Spring Grove Schools.

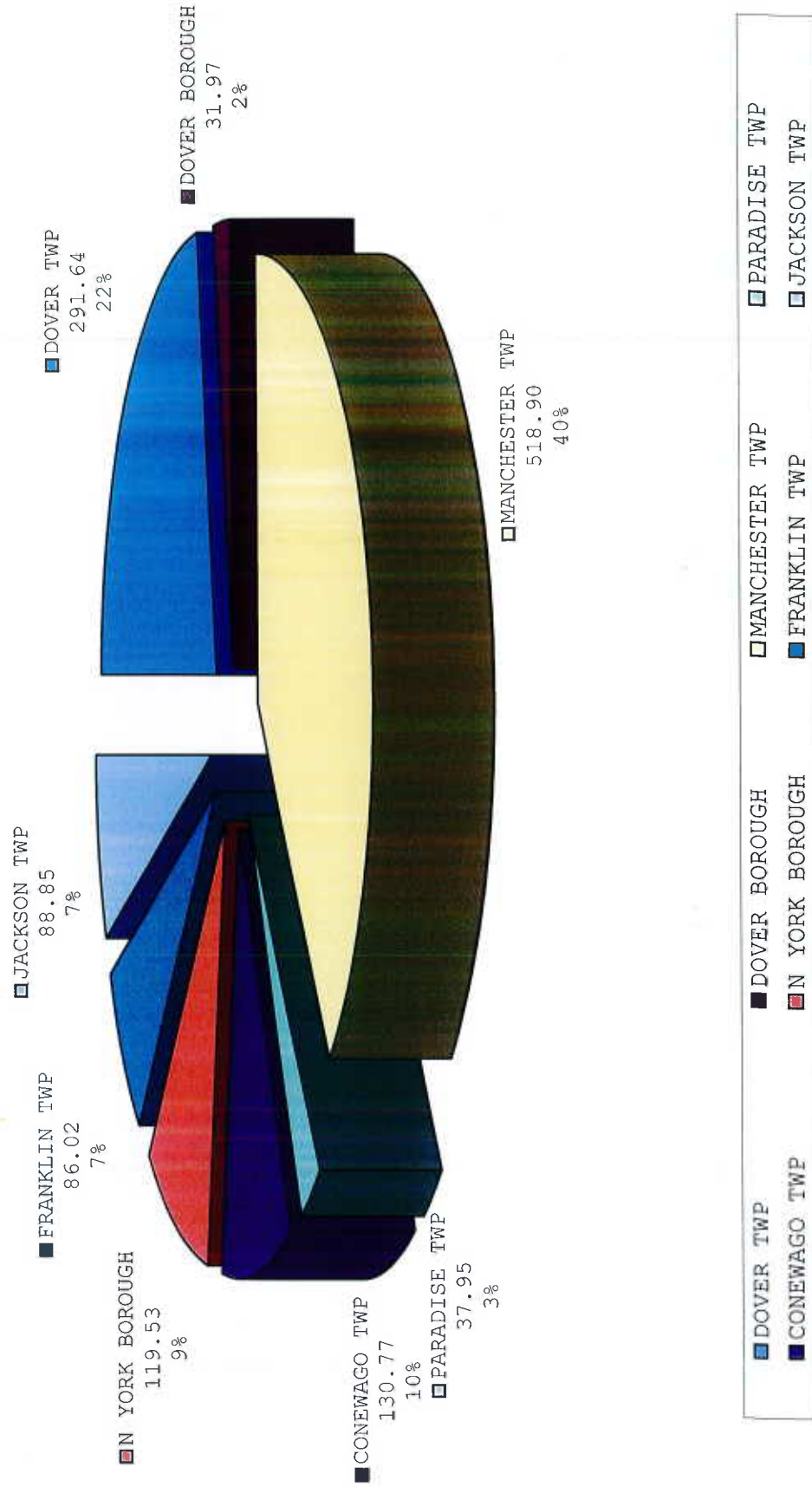
**TABLE I  
MUNICIPAL UNITS OF SERVICE**

MUNICIPALITY	HOURS		BALANCE	
	WEEK	YEAR	HOURS	PERCENT
DOVER TOWNSHIP	615	31980	+ 3.79	+ .012
DOVER BOROUGH	65	3380	- 0.84	- .025
MANCHESTER TWP	670	34840	+15.28	+ .044
PARADISE TWP	100	5200	- 4.72	- .090
CONEWAGO TWP	150	7800	+ 5.08	+ .065
N YORK BOROUGH	90	4680	- 6.24	- .133
FRANKLIN TWP	75	3900	- 9.92	- .254
JACKSON TOWNSHIP	165	8580	- 4.03	- .047
<b>NYCRPD</b>	<b>1930</b>	<b>100360</b>	<b>- 1.60</b>	<b>- .001</b>

In addition to the unit time, another 1305.63 hours of overtime was worked throughout the year. This was 195.63 hours more than last year. This overtime information is depicted on Chart I.

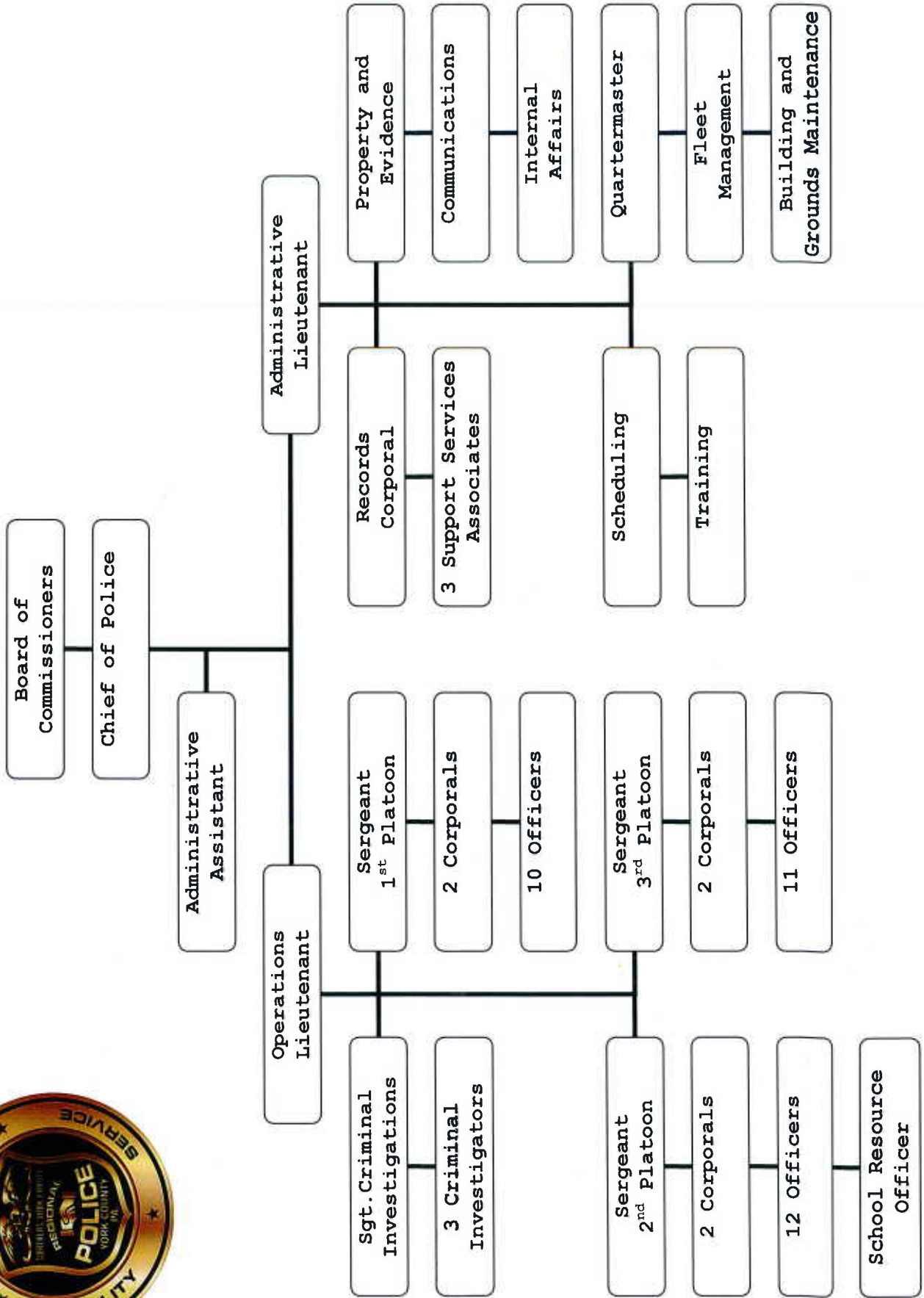

Also, several other overtime duty details--DUI checkpoints, Drug Task Force operations, United States Marshal's Fugitive Task Force, South Central Terrorism Task Force and private duty details--were completed for a total reimbursement of \$50,068.46/651.50 hours. This time is in addition to, but not included in, Chart I.

CHART I  
OVERTIME HOURS



2011 TOTAL HOURS = 1305.63

# Northern York County Regional Police Department Organizational Chart





## PERSONNEL

<u>NAME</u>	<u>RANK</u>	<u>ASSIGNMENT</u>
Mark L. Bentzel	Chief of Police	Administration
David L. Lash	Lieutenant	Operations
George Wasilko	Lieutenant	Administration
David E. Steffen	Sergeant	Investigations
William F. Gearhart	Sergeant	Patrol
Gregg A. Anderson	Sergeant	Patrol
Jeremy J. Neidigh	Sergeant	Patrol
Mark V. Burchfield	Corporal	Support Services
Philip P. Blazosky	Corporal	Patrol
Jeffrey M. Foust	Corporal	Patrol
Blake S. Gladfelter	Corporal	Patrol
John C. Migatulski	Corporal	Patrol
John R. Hartley Jr.	Corporal	Patrol
J. Jeffrey Sierotowicz	Corporal	Patrol
Donald L. Godfrey Jr.	Officer	Patrol
Michael L. Hoffman	Officer	Patrol
John P. Morley	Officer	Patrol
Mark W. Allen	Officer	Patrol
Kirk D. Wallace	Officer	Patrol
Joseph T. Jones	Officer	Patrol
Todd E. Wise	Officer	Patrol
Joel A. Hopta	Officer	Patrol
John J. Vaughn II	Officer	Investigations
Jody L. Brininger	Officer	Patrol
Patrick G. Gartrell Jr.	Officer	Patrol
Michael Hine	Officer	Patrol
Daniel E. Sanger	Officer	Patrol
Edward A. Pague	Officer	Patrol
Jason D. Greco	Officer	Patrol
Christopher A. Irwin	Officer	Patrol
Matthew T. Chetaitis	Officer	Patrol
Mark E. Baker	Officer	Investigations
Robert H. Ryman	Officer	Patrol
William D. Haller	Officer	Investigations
Isaiah E. Emenheiser	Officer	Patrol
James E. Kulak Jr.	Officer	Patrol
Andrew O. Neff	Officer	Patrol
Stephen E. Lebo	Officer	Patrol
Daniel W. Zimmerman	Officer	Patrol
Jack C. Asper Jr.	Officer	Patrol
Cody M. Becker	Officer	Patrol
Erika L. Eiker	Officer	Patrol
Matthew J. Groff	Officer	Patrol
Lynn E. Anderson Jr.	Officer	Patrol
Stephen K. McClure	Officer	Patrol
Joshua G. Reimers	Officer	Patrol
J. Franklin Biesecker	Officer	Patrol
Andrew W. Miller	Officer	Patrol

<u>NAME</u>	<u>RANK</u>	<u>ASSIGNMENT</u>
Diane M. Wales	Admin Assistant	Administration
Lisa M. Maughlin	Sr Supp Serv Assoc	Support Services
Rendy L. Stare	Supp Serv Assoc I	Support Services
Patricia A. Wales	Supp Serv Assoc I	Support Services
Lori A. Mummert	Supp Serv Assoc II	Support Services

Twenty-five (25) members of the Department missed no sick time during 2011. Among these would be Lts Lash and Wasilko, Sgts Anderson, Gearhart, Migatulski and Neidigh, Cpls Asper and Kulak, Officers Baker, Becker, Biesecker, Brininger, Eiker, Emenheiser, Godfrey, Groff, Hopta, Miller, Morley, Pague, Reimers, Ryman, Wallace and Ms. Mummert along with myself. Many of these members have not missed a day in years. The sworn members missed an average of one day this year which is the same as 2010. The non-sworn member average was 4.47 days compared to 3.09 days during 2010. Five sworn members were on leave for surgeries and were not calculated in the average.

During the year, one (1) workers compensation claim occurred. The claim involved the vehicle accident of Officer Groff. This is five less claims than submitted in 2010. The Department established a Safety Committee in 2010 to review duty-related injuries, discuss ways to prevent injuries, and improve the overall safety of employees while working.

The Department and its members received 92 commendations this year, equating to 26 more than 2010. Fifty-eight commendations recognized individual officers or groups of officers and 34 commendations recognized the Department. The Officers and the Department were commended for a job well done by:

- |  |                                  |
|--|----------------------------------|
| - Office of Congressman Todd Platts                        | - Strinestown Fire Dept          |
| - State Representative Seth Grove                          | - Women's Freedom House          |
| - Pennsylvania DUI Association                             | - Fulton Bank - Dover            |
| - American Cancer Society                                  | - Central York High School       |
| - York County Agricultural Society                         | - Cedar Lake Campground          |
| - York Habitat for Humanity                                | - Dover Borough Recreation Board |
| - York County District Attorney's Office                   | - Dover Township                 |
| - Hellam Township Police Dept                              | - Dover Borough                  |
| - Southwestern Regional Police Dept                        | - Conewago Township              |
| - West Manchester Township Police Dept                     | - Franklin Township              |
| - West Manheim Township Police Dept                        | - Manchester Township            |
| - York City Police Dept                                    | - MPL Attorneys at Law           |
| - Residents from the 900 Blk of North Duke St              | - York Dispatch                  |
| - York County Dept of Emergency Services                   | - Cub Scouts                     |
| - Drug Enforcement Agency - Philadelphia Division          | - Sirens Media                   |
| - Springfield Township, Springfield Ohio                   | - The Exchange Club of Hanover   |
| - St Paul United Methodist Church                          |                                  |
| - International Assn of Computer Investigative Specialists |                                  |

We are very proud of this recognition by our peers and the public. The Chief and the Board of Commissioners recognized another 33 officers for their work in 2011. Officer Isaiah Emenheiser was named the Department's Officer of the Year. Nine officers were recognized for their efforts at a barricaded gunman incident and another 13 for their involvement at a shooting incident.

Three citizens, Deb Smith, and Mike and Betty Feldblum were recognized by the Board of Commissioners for their community service and assistance to our Community Policing efforts.

The Department investigated two conduct complaints that resulted in officers being suspended without compensation. Twelve other infractions occurred and were investigated that resulted in discipline less than a suspension. In this area, we will focus our efforts on improvement without sacrificing accountability.

**FIELD SERVICES DIVISION**  
**Patrol Section**

Calls for Service

In order to understand the workload demands placed on the Department, it is important to have a historical perspective. In other words, where have we come from and where might we be going. To that end, we offer the following ten-year recap of activities. Our base year for this purpose is 2002.

<u>Year</u>	<u># Calls</u>	<u>% Increase/Decrease</u>
2002	23,125	+ 1.26
2003	26,052*	+ 12.66
2004	25,292**	+ 1.65
2005	25,870	+ 2.29
2006	26,677	+ 3.12
2007	27,474	+ 2.99
2008	26,632	- 3.06
2009	25,440	- 4.48
2010	26,827	+ 5.45
2011	28,145	+ 4.91

\*Includes Jackson Township figures from January, February & March 2003

\*\*The decrease in total calls from 2003 to 2004 results from the withdraw of Dillsburg Borough. However, participating members collectively experienced an increase.

This year our call load showed an increase of 4.91%. In 2011, we serviced 28,145 calls for police assistance, which are 1,318 more calls than the previous year. **2011 was the busiest year in the Department's 39 year history.**

Therefore, our ten-year annualized average increase is 26.79%, which is a yearly average increase of 2.67%. A four-year review of this information is depicted on Chart II.

At this point, we will discuss, in some detail, the 28,145 calls serviced. As you review this information, it might be beneficial to understand how authorities look at police activity. "Experts report (and authorities generally agree) that of all the calls received for police assistance, approximately 20% will be "Criminal" in nature and 80% will be "Service" in nature". Our figures indicate that 13.97% (3,933) of our total calls (28,145) were criminal in nature and 86.03% (24,212) were service in nature. Therefore, we appear to be experiencing a less than average amount of criminality and a higher than average amount of service activity in our jurisdiction when compared to the norm.

A breakdown of our total activity has been charted in five general areas. Calls that are criminal in nature, as defined by the Uniform Crime Report, are a combination of 1,225 Part I offenses and 2,708 Part II offenses. Calls that are service in nature are a combination of 1,757 traffic accidents investigated, 267 ordinance violations and 22,188 incidents that have not been classified as criminal in nature and may best be described as service calls.

### Activity

The Field Services Division, Patrol Section, issued 10,342 traffic citations this year. This is a decrease of 260 compared to 2010. For historical reference, our traffic enforcement index has, in the past years, moved both higher and lower.

The Board should know that the enforcement index is determined by dividing the number of injury/fatal accidents into the number of citations issued. An optimum enforcement index is 10-20 citations for every injury accident according to authorities in the field. A five year overview is as follows:

<u>Year</u>	<u>Citations</u>	<u>Injury Accidents</u>	<u>Traffic Enforcement Index</u>
2011	10,342	316	32.72
2010	10,602	312	33.98
2009	11,339	315	36.00
2008	12,206	320	38.14
2007	11,804	333	35.45

In addition to the 10,342 citations, officers issued 3,235 written warnings, up from 2,799 last year, 1,694 faulty equipment cards, which is up from the 1,456 issued in 2010, 556 parking tickets, down from 778 last year and 1,298 non-traffic citations, down from 1,526 last year. Also, 51 abandoned vehicle notices were issued along with 100 parking warnings. Therefore, patrol conducted no less than 15,978 traffic-related investigations in 2011 or more than 43 per day, on average, or almost 1.80 each hour of every day. None of this activity is classified as a reportable case and, therefore, is not tallied in the call-load figures expressed elsewhere on this report. Again, the Board should understand that this is self-initiated activity and not counted as a call or calls.

The average Patrol Officer did the following during the year:

- Responds to 744 incidents
- Responds to 58 traffic accidents
- Arrests 32 felons and misdemeanants
- Arrests 47 summary criminal violators
- Contacts 536 traffic violators
- Drives 14,280 miles on patrol



In 2011, 472 persons were charged with "Driving Under the Influence" (DUI), which increased from 394 DUIs effected in 2010. Northern York County Regional Police officers continue to arrest intoxicated drivers at a far greater rate than their counterparts across the state. A ten-year recap illustrates the efforts made to keep our citizens safe.

2011 -	472
2010 -	394
2009 -	398
2008 -	369
2007 -	302
2006 -	278
2005 -	295
2004 -	258
2003 -	314
2002 -	219


During this period, we have arrested 3,299 persons for DUI or an average of 329.9 per year. Officers Isaiah Emenheiser, Michael Hine, and Patrick Gartrell were recognized by the Pennsylvania DUI Association for their outstanding efforts in 2011.

There were 65 drunk drivers involved in motor vehicle accidents, which reflects 13.77% of the total drivers charged with DUI. Of the 472 people arrested, 334 or 70.76% were male and 138 or 29.24% were female. Those arrested for DUI, on average, had a blood alcohol concentration of .16% or two times the legal limit. The highest blood alcohol reported in 2011 was .390% or 4.875 times the legal limit.

There were 26 DUI offenders who were under the age of 21. This accounted for 5.51% of the total.

DUI arrests, where drugs are the cause of intoxication, are classified by the higher UCR value attached to drug usage. During 2011, twenty-five (25) "Drivers Under the Influence" were found to be under the influence of drugs and, therefore, charged with DUI/Drugs and, as a result, removed from the population of traditional "Drivers Under the Influence" for accurate reporting.

CHART II  
CALLS FOR POLICE SERVICE



## Overall Criminal Activity

For reporting purposes, each municipality's geographic area is identified as a "district" or multiple "districts". The district concept is what allows us to track specific issues or trends in smaller geographic regions of a municipality.

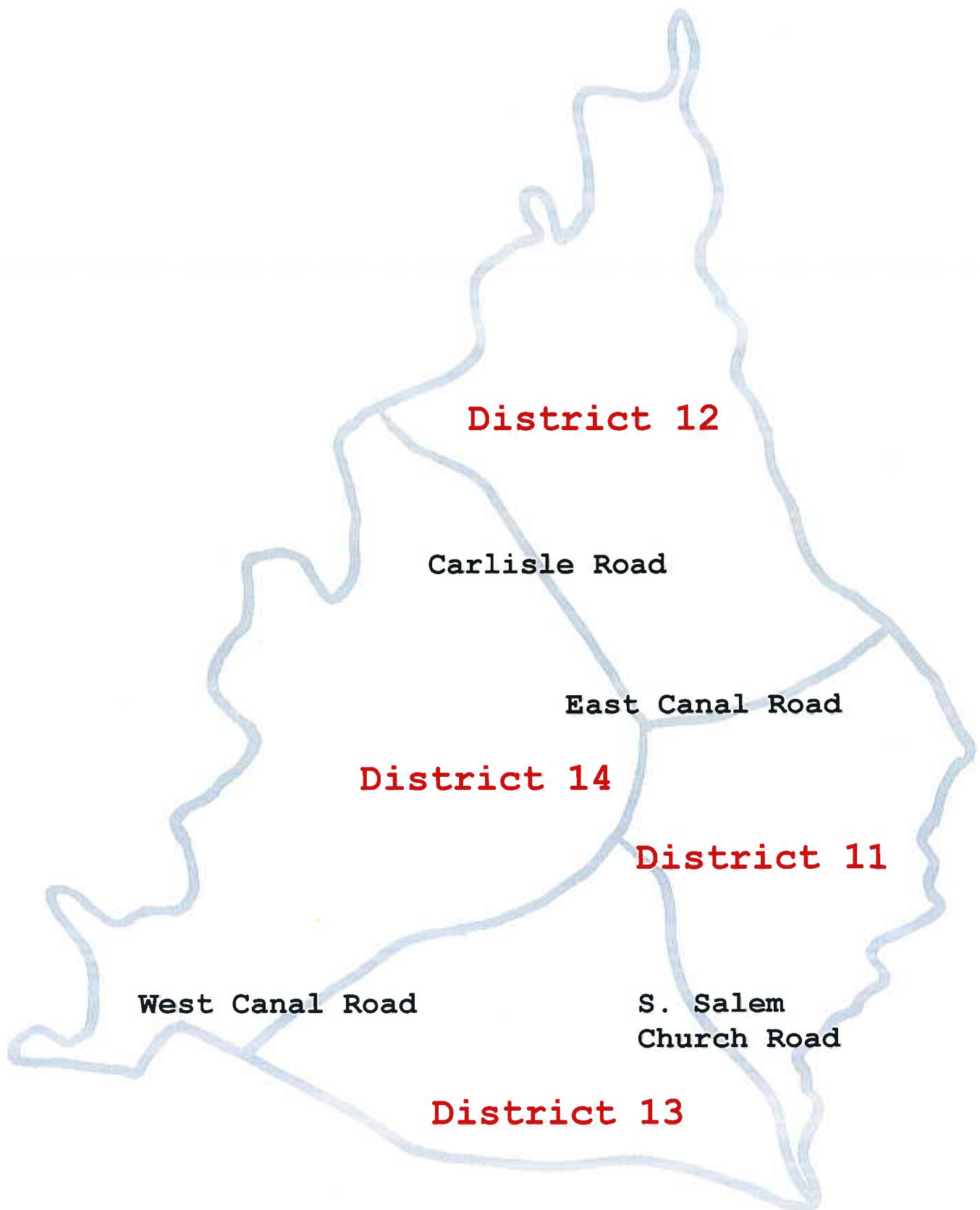
A map of each municipality's district(s) are included in this report along with five general types of activity--Part I Crimes, Part II Crimes, Motor Vehicle Accidents, Municipal Ordinance Violations, and All Other Incidents. This will show the activity type and the percentage as it pertains to each district in your municipality.

Table II reflects each municipality's overall activity by total number and percentage. Refer to pages 14 through 25 for individual municipal district activity.

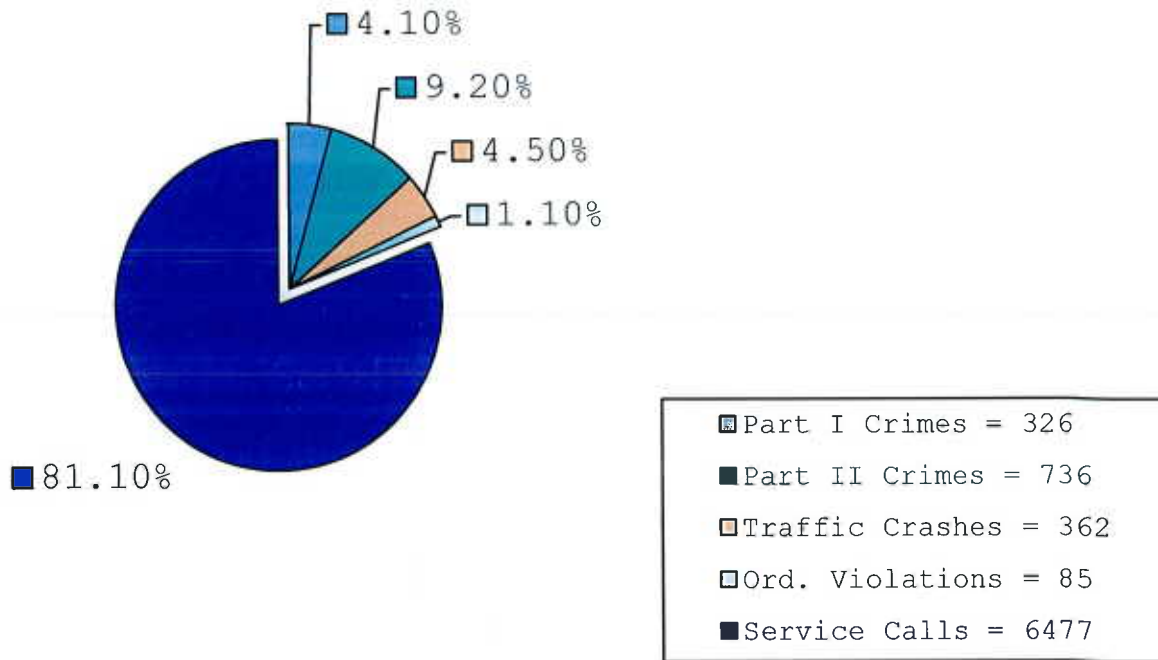
**TABLE II**  
ACTIVITY BY MUNICIPALITY

Municiplty	Part I Crimes		Part II Crimes		Traffic Crashes		Ordinance Violations		All Other Calls		Total Calls
Dover Twp	326	4.1%	736	9.2%	362	4.5%	85	1.1%	6477	81.1%	7986
Dover Boro	55	4.8%	131	11.4%	50	4.4%	21	1.8%	891	77.6%	1148
Manch Twp	433	5.0%	840	9.7%	706	8.1%	67	0.8%	6636	76.4%	8682
Parad Twp	34	2.7%	109	8.7%	107	8.5%	7	0.6%	1002	79.6%	1259
Conew Twp	139	4.4%	267	8.4%	192	6.0%	18	0.6%	2567	80.6%	3183
NYork Boro	93	5.8%	252	15.7%	80	5.0%	40	2.5%	1136	71.0%	1601
Frank Twp	40	3.3%	66	5.5%	63	5.2%	13	1.1%	1029	85.0%	1211
Jacks Twp	105	3.4%	307	10.0%	197	6.4%	16	0.5%	2450	79.7%	3075
NYCRPD	1225	4.4%	2708	9.6%	1757	6.2%	267	0.9%	22188	78.8%	28145

# Dover Township District Map



## Dover Township Activity

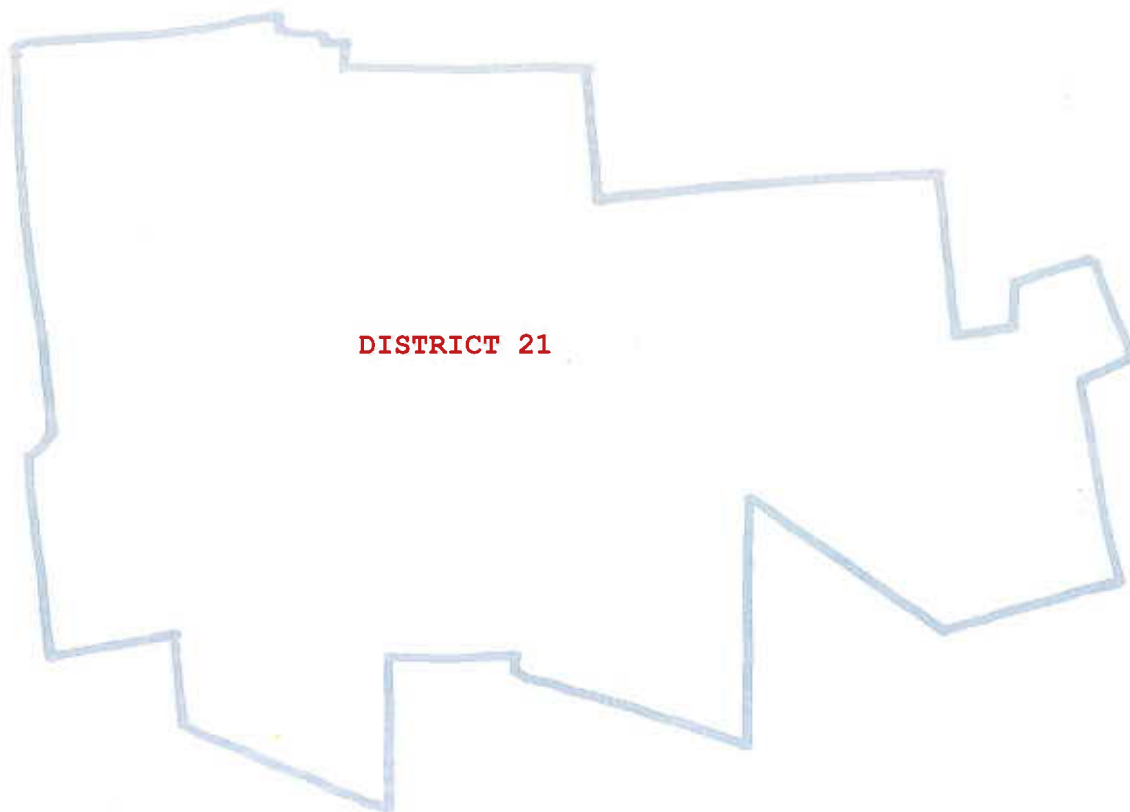
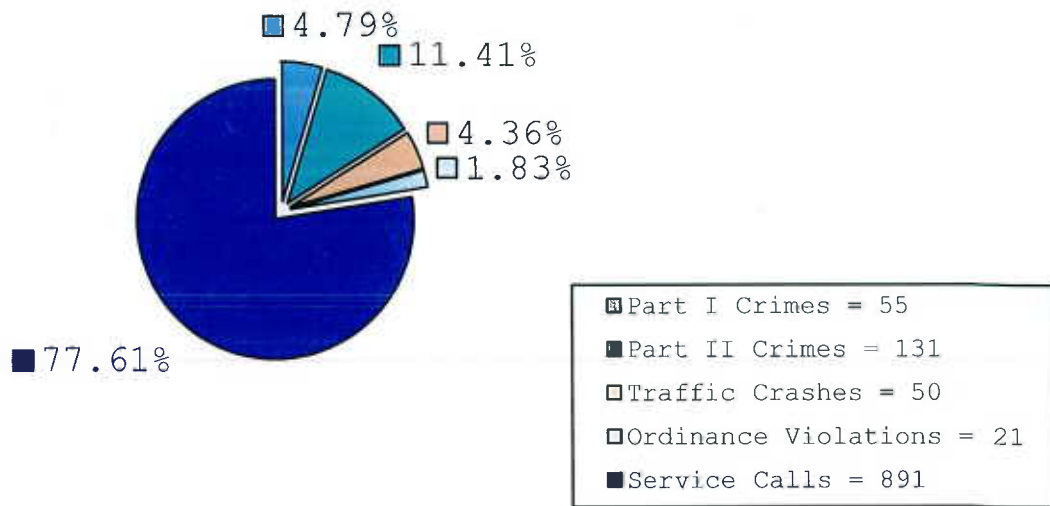


## Dover Township Activity by District

Incident Type	Totals	District 11		District 12		District 13		District 14	
Part I Crimes	326	248	76.07%	30	9.20%	19	5.83%	29	8.90%
Part II Crimes	736	548	74.46%	56	7.61%	53	7.20%	79	10.73%
Traffic Crashes	362	219	60.50%	35	9.67%	47	12.98%	61	16.85%
Ordinance Violations	85	64	75.29%	10	11.76%	5	5.89%	6	7.06%
Service Calls	6477	4277	66.03%	1142	14.8%	451	6.96%	607	9.38%

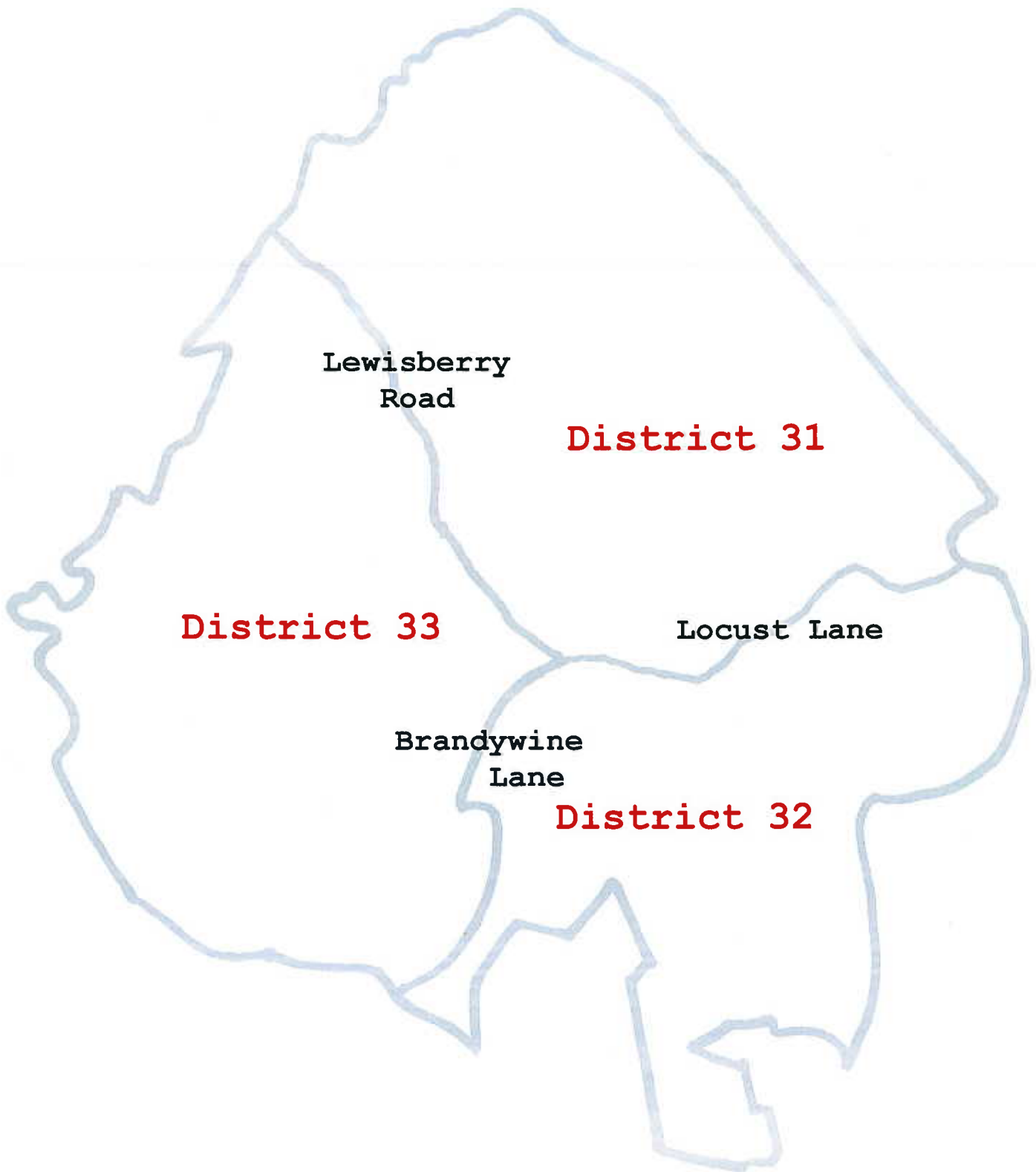


## Dover Borough Activity

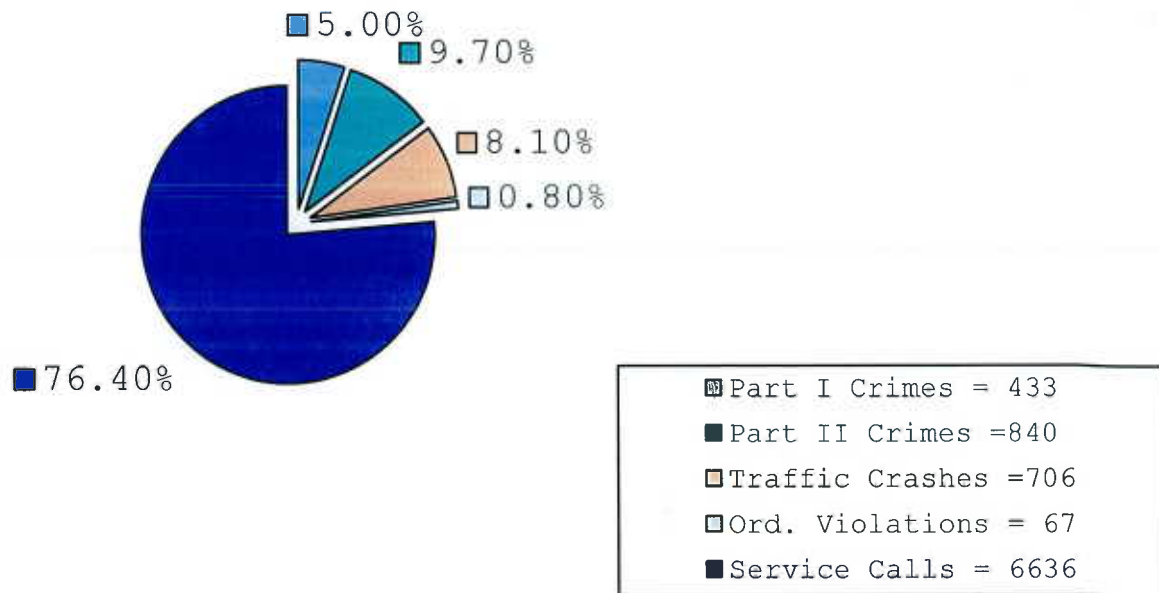


Total	Part I Crimes		Part II Crimes		Traffic Crashes		Ordinance Violations		Service Calls	
1148	55	4.79%	131	11.41%	50	4.36%	21	1.83%	891	77.61%

# Manchester Township District Map



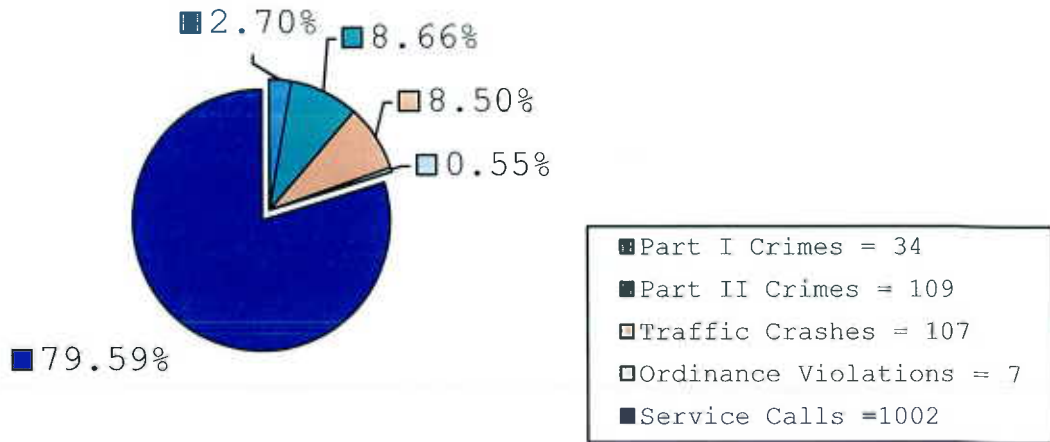
## Manchester Township Activity



## Manchester Township Activity by District

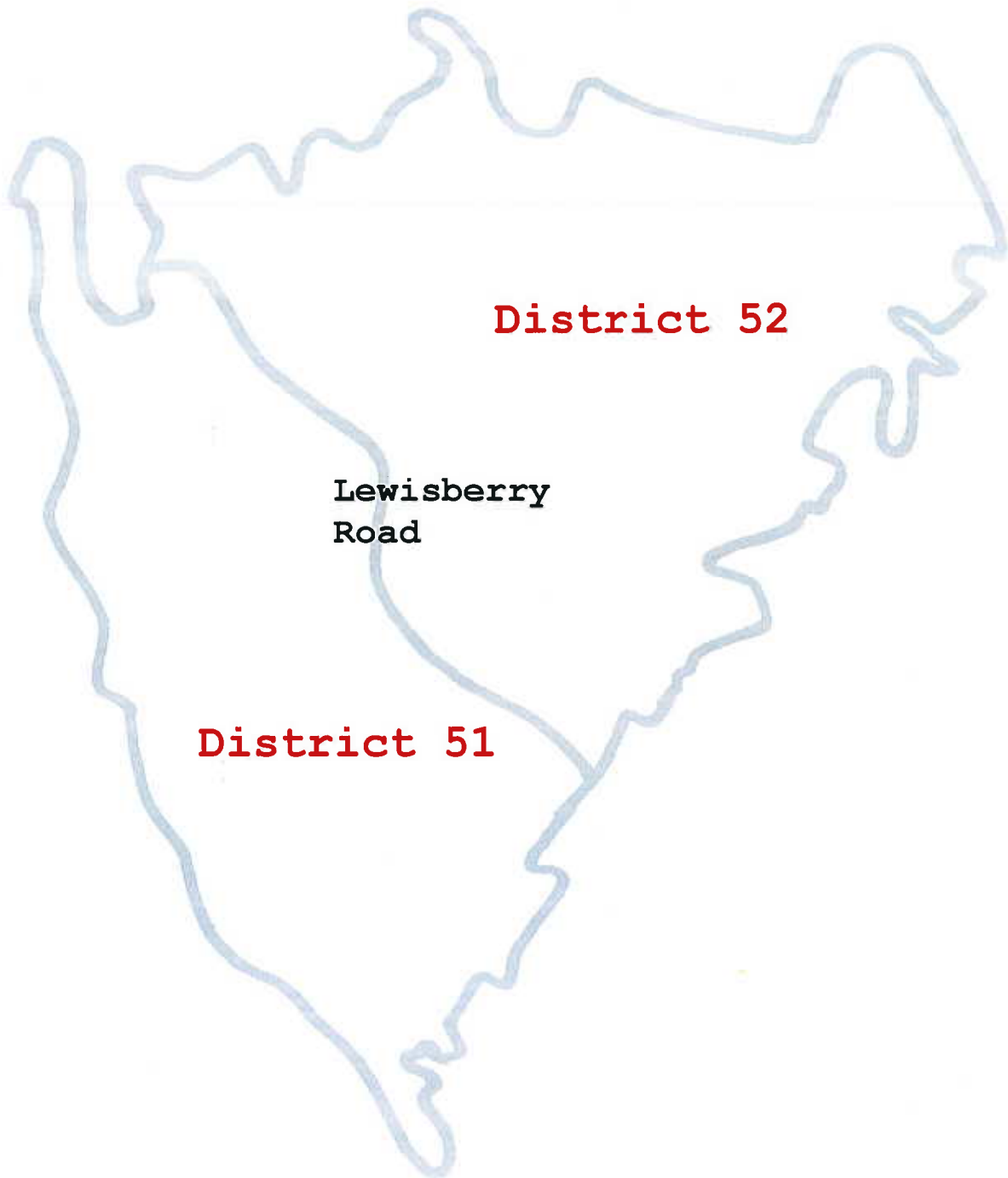
Incident Type	Totals	District 31		District 32		District 33	
Part I Crimes	433	88	20.32%	250	57.74%	95	21.94%
Part II Crimes	840	128	15.24%	577	68.69%	135	16.07%
Traffic Crashes	706	164	23.23%	431	61.04%	111	15.73%
Ordinance Violations	67	14	20.90%	27	40.30%	26	38.80%
Service Calls	6636	1415	21.32%	3768	56.77%	1453	21.90%

## Paradise Township Activity



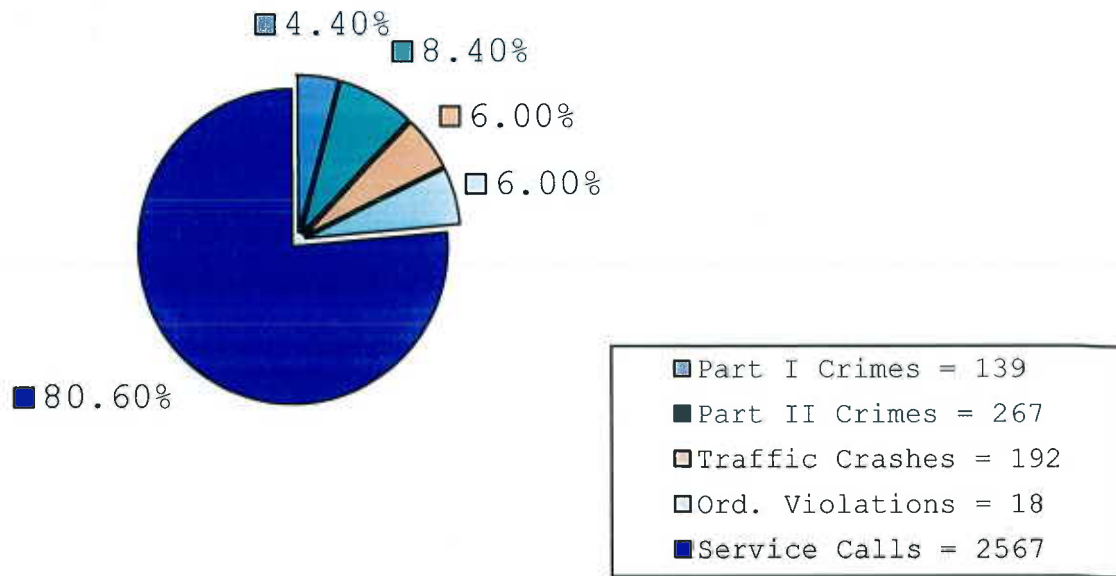
Total Calls	Part I Crimes	Part II Crimes	Traffic Crashes	Ordinance Violations	Service Calls
1259	34 2.70%	109 8.66%	107 8.50%	7 0.55%	1002 79.59%

# Conewago Township District Map





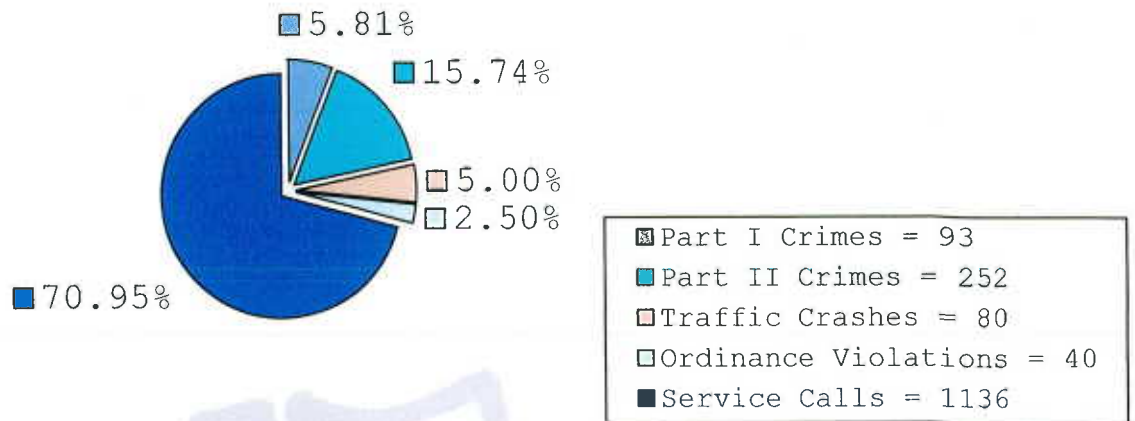
## Conewago Township Activity



## Conewago Township Activity by District

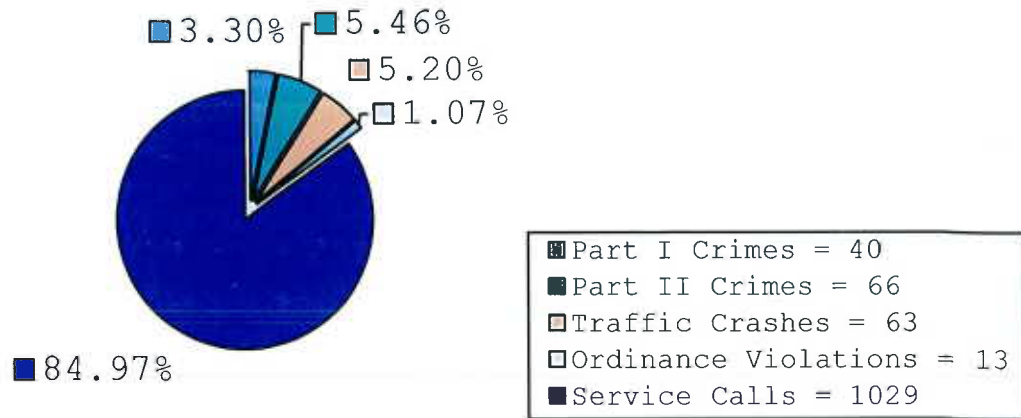
Incident Type	Totals	District 51		District 52	
Part I Crimes	139	48	34.77%	90	65.23%
Part II Crimes	267	92	34.34%	175	65.66%
Traffic Crashes	192	67	34.90%	125	65.10%
Ordinance Violations	18	4	23.23%	14	77.77%
Service Calls	2567	804	31.30%	1763	68.70%

## North York Borough Activity



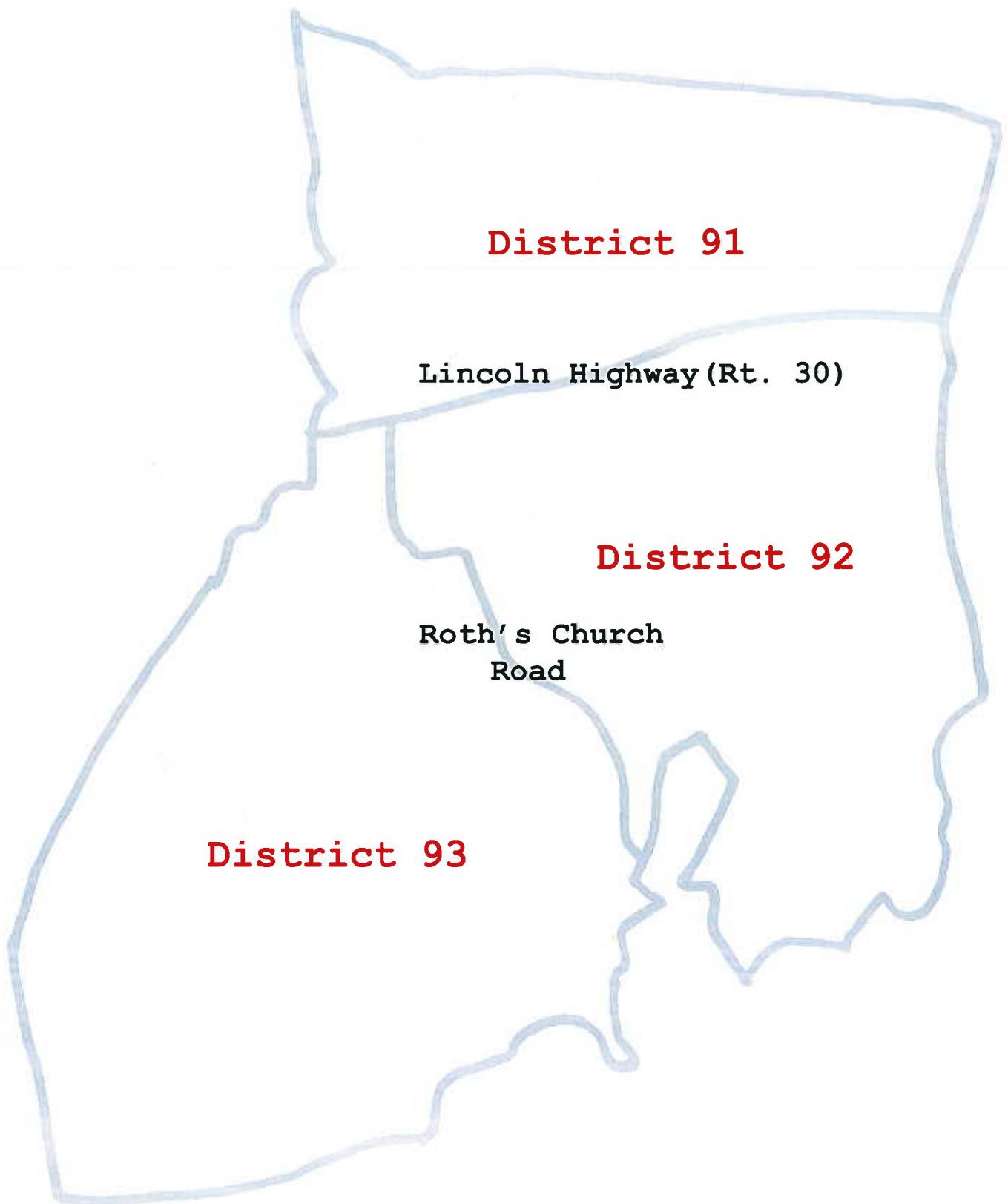
Total Calls	Part I Crimes	Part II Crimes	Traffic Crashes	Ordinance Violations	Service Calls
1601	93 5.81%	252 15.74%	80 5.00%	40 2.50%	1136 70.95%

## Franklin Township Activity

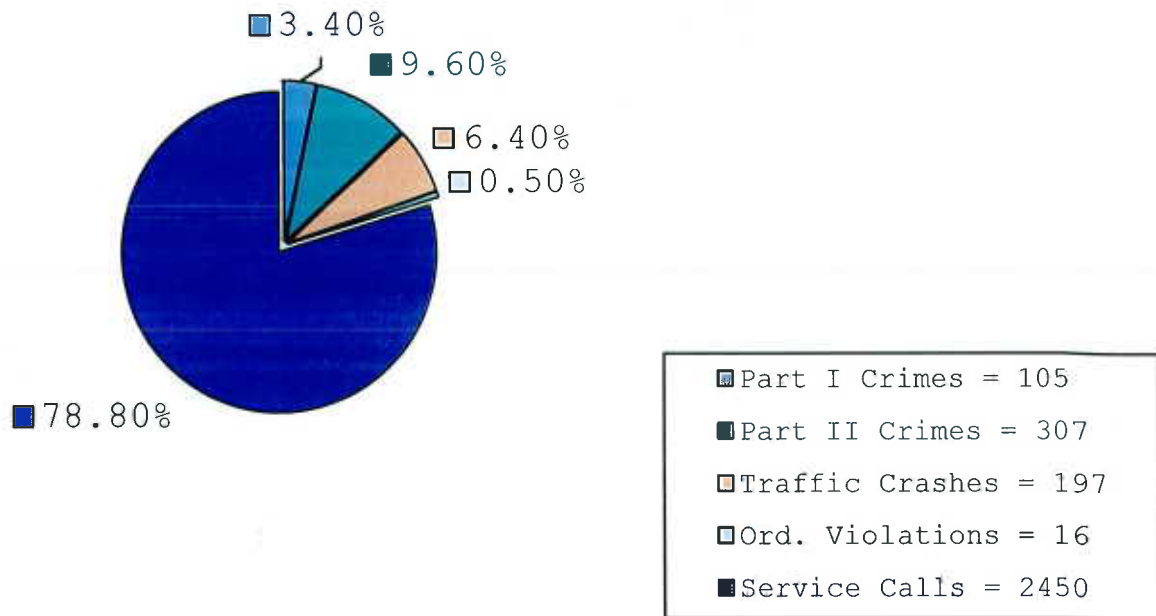


Total Calls	Part I Crimes	Part II Crimes	Traffic Crashes	Ordinance Violations	Service Calls
1211	40 3.30%	66 5.46%	63 5.20%	13 1.07%	1029 84.97%

# Jackson Township District Map



## Jackson Township Activity



## Jackson Township Activity by District

Incident Type	Totals	District 91		District 92		District 93	
Part I Crimes	105	27	26.09%	36	33.91%	42	40.00%
Part II Crimes	307	100	32.79%	91	29.51%	116	37.70%
Traffic Crashes	197	57	28.93%	82	41.71%	58	29.36%
Ordinance Violations	16	1	6.25%	11	68.75%	4	25.00%
Service Calls	2450	700	28.57%	935	38.16%	815	33.27%



### Serious Crime

The 1,225 reported crimes classified as Part I Offenses under the FBI Uniform Crime Report System are the most serious crimes. Serious crime was up 9.22% (96 incidents) in our entire jurisdiction. Part I crimes include: Homicide, Manslaughter, Rape, Robbery, Aggravated Assault, Burglary, Theft, Auto Theft and Arson. Serious crimes were reported to municipalities numbering 326 cases in Dover Township (20 cases more than last year), 55 cases in Dover Borough (6 cases less than last year), 433 cases in Manchester Township (39 cases more than last year), 34 cases in Paradise Township (1 case more than last year), 139 cases in Conewago Township (20 cases less than last year), 93 cases in North York Borough (16 cases more than last year), 40 cases in Franklin Township (12 cases more than last year), and 105 cases in Jackson Township (34 cases more than last year). Our overall Department clearance rate for these crimes is **43.10%** compared to 35.52% in 2010. The Statewide clearance average in 2010 was 30.30%. The County average in 2010 was 35.30%.\*

\*Figures for state and county averages based on the most current UCR Data, which is 2010.

A breakdown of the Part I crimes over three years reported to our Department can be viewed on Table III.

**TABLE III**  
**PART I - CRIMES**

<b>CRIME CLASSIFICATION</b>	<b>REPORTED CASES 2009/2010/2011</b>			<b>2010/2011 INCREASE/DECREASE</b>
HOMICIDE/INVOL MANS	0	2	0	- 2
RAPE	3	9	16	+ 7
ROBBERY	16	18	24	+ 6
AGGRAVATED ASSAULT	26	22	54	+ 32
BURGLARY	141	100	147	+ 47
THEFT	815	910	936	+ 26
AUTO THEFT	41	63	33	- 30
ARSON	4	5	15	+ 10
<b>NYCRPD</b>	<b>1046</b>	<b>1129</b>	<b>1225</b>	<b>+ 96</b>

A formula is available to numerically chart or indicate a municipality's crime rate in finite terms. The rate is determined by dividing 100,000 by a municipality's population; times the Part I reported crimes. The overall regional jurisdiction experienced an annual increase (9.22%) in the crime rate. Municipal crime rates appear for review on Table IV.

**TABLE IV**  
MUNICIPAL CRIME RATE

MUNICIPALITY POPULATION	PT I CRIMES 2009/2010/2011	2011 CRIME RATE	2010/2011 INCR/DECR
DOVER TWP 21,078	251 306 326	1546.64	+ 122.66
DOVER BOROUGH 2,007	54 61 55	3039.36	- 119.62
MANCHESTER TWP 18,161	338 394 433	2384.23	+ 72.02
PARADISE TWP 3,766	47 33 34	902.81	+ 81.71
CONEWAGO TWP 7,510	123 159 139	1850.87	- 331.10
N YORK BOROUGH 1,914	76 77 93	4858.93	+ 453.90
FRANKLIN TWP 4,678	36 28 40	855.07	+ 277.15
JACKSON TWP 7,494	121 71 105	1401.12	+ 515.06
<b>NYCRPD</b> <b>66,608</b>	<b>1046 1129 1225</b>	<b>1839.12</b>	<b>+ 138.10</b>

#### Less Serious Crime

The 2,708 reported crimes, classified as Part II offenses under the FBI Uniform Crime Report System are less serious crimes. Part II Crimes remained the same as 2010. Our overall Department clearance rate for these crimes was **81.06%** compared to 80.17% in 2010. The statewide clearance, Part II average in 2010 was 60.7% and the County average was 70.3%.\* Our grand total clearance rate for both Part I and Part II crime was **69.23%** compared to 67.03% last year. A three-year review of these crimes appears on Table V. (\*Figures for state and county averages based on the most current UCR Data, which is 2010.)

**TABLE V**  
**PART II CRIMES**

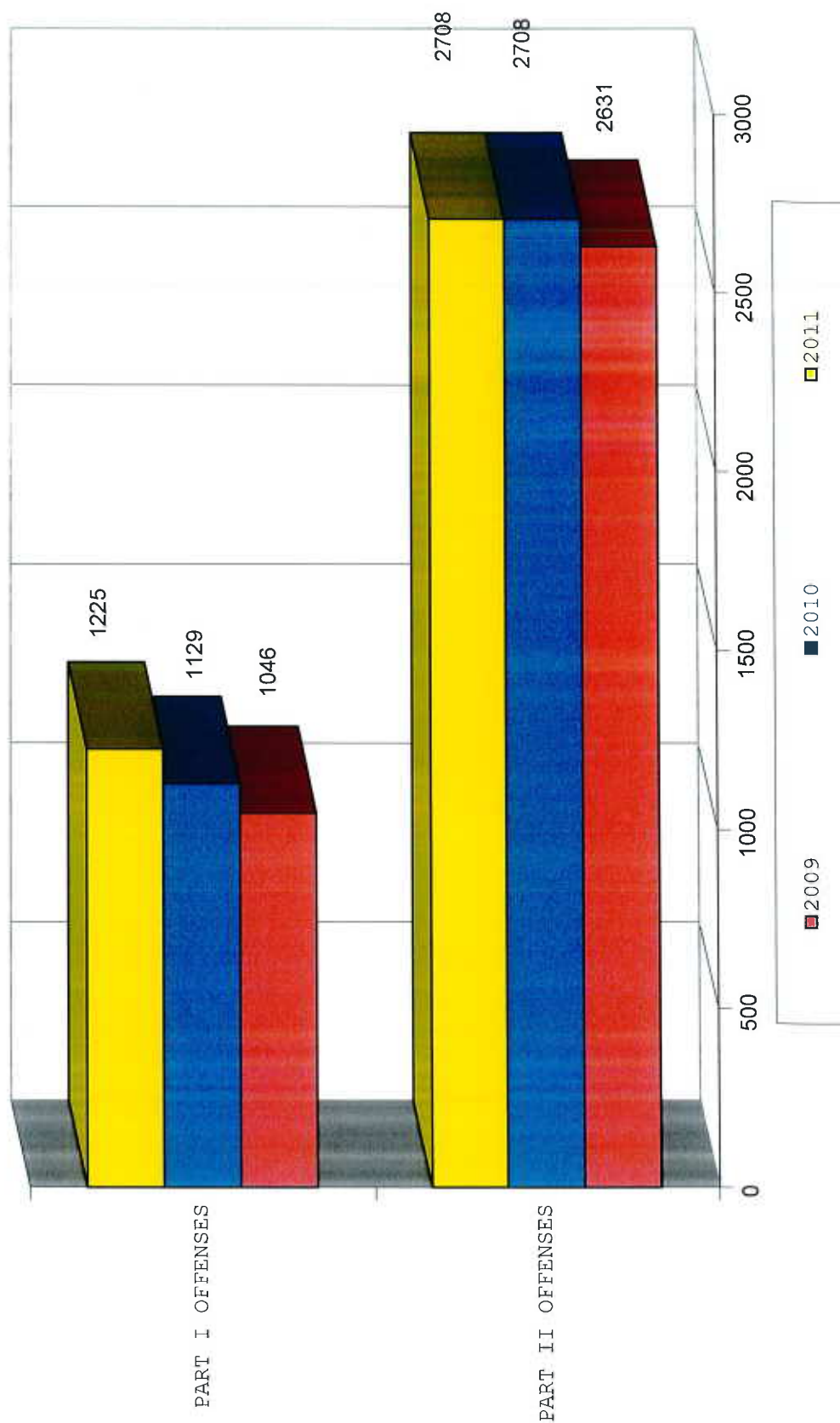
CRIME CLASSIFICATION	REPORTED CASES			2010/2011 INCREASE/DECREASE
	2009	2010	2011	
SIMPLE ASSAULT	560	555	547	- 8
FORGERY	16	19	23	+ 4
FRAUD	103	147	110	- 37
EMBEZZLEMENT	0	0	1	+ 1
STOLEN PROPERTY	8	7	8	+ 1
VANDALISM	625	530	516	- 14
WEAPONS	22	15	16	+ 1
PROSTITUTION	0	1	0	- 1
SEX OFFENSES	5	19	58	+ 39
DRUG LAWS	70	98	108	+ 10
GAMBLING	0	0	0	No change
FAMILY OFFENSES	4	4	5	+ 1
DUI*	398	394	472	+ 78
LIQUOR LAWS	45	53	57	+ 4
PUBLIC DRUNKENNESS	89	93	86	- 7
DISORDERLY CONDUCT	381	424	376	- 48
OTHERS**	305	349	325	- 24
<b>NYCRPD</b>	<b>2631</b>	<b>2708</b>	<b>2708</b>	<b>No Change</b>

\*\* See Appendix "A" (all other classifications under UCR;  
does not include township/borough ordinances)

A three year review of Part I and Part II offense history is reflected on Chart III.

CHART III

PART I AND PART II OFFENSES CALL HISTORY



## Service Calls

As mentioned earlier, national averages indicate that approximately 80% of all calls received by police will be "service" in nature. We found ours to be 86.03% this year. Municipalities as shown on Table VI received these 28,145 calls.

**TABLE VI**  
MUNICIPAL CALLS FOR SERVICE

MUNICIPLTY	TOTAL CALLS			SERVICE CALLS			% OF TOTAL	
	2009	2010	2011	2009	2010	2011	2010	2011
Dover Twp	7030	7451	7986	6117	6408	6924	86.00	86.70
Dover Boro	1047	1052	1148	866	864	962	82.13	83.79
Manch Twp	7864	8405	8682	6692	7178	7409	85.40	85.34
Parad Twp	1104	1146	1259	950	1016	1116	88.66	88.64
Conew Twp	2747	3061	3183	2362	2587	2777	84.51	87.24
NYork Boro	1738	1673	1601	1405	1363	1256	81.47	78.45
Frank Twp	1136	1202	1211	1012	1064	1105	88.52	91.25
Jacks Twp	2774	2837	3075	2359	2510	2663	88.47	86.60
<b>NYCRPD</b>	<b>25440</b>	<b>26827</b>	<b>28145</b>	<b>21763</b>	<b>22990</b>	<b>24212</b>	<b>85.70</b>	<b>86.03</b>

## Alarms

Response to alarms is classified as a service call. After several municipal alarm ordinances were revised and fines were increased for false alarms, alarms, by and large, continued to decrease. Again, this year, alarms decreased by 1.03%.

In 2011, total alarm dispatches accounted for 1,735 of the total call load or 6.16%. Last year, alarms accounted for 1,753 of the total call load or 6.53%.

A municipal alarm overview, which compares the number of alarms to the total number of calls in each municipality, finds that we handled 309 or 3.86% in Dover Township, 52 or 4.53% in Dover Borough, 836 or 9.63% in Manchester Township, 41 or 3.26% in Paradise Township, 154 or 4.84% in Conewago Township, 61 or 3.81% in North York Borough, 55 or 4.54% in Franklin Township, and 227 or 7.38% in Jackson Township. The workload generated by alarms in the Support Services Section remains considerable due to the time-consumptive procedures for reporting, invoicing and the associated fiscal record keeping and payments to municipalities in accordance with the revised municipal ordinances.



## Vehicle Accidents

Accident investigations are also classified within the concept of a service call. We experienced a decrease in the accidents we investigated this year. The 1,757 accidents reflect a decrease of 53 crashes or 2.93% compared to 2010. Injury accidents investigated were 308 and remained the same as 2010. In addition, we investigated 8 fatal accidents (8 deaths) reflecting an increase of 4 or 100%. Alcohol and/or drug-related fatalities this year totaled 3. (A municipal breakdown of this information is shown on Table VII.)

**TABLE VII**  
MUNICIPAL ACCIDENT ACTIVITY

MUN	ACCIDENTS			INJURY ACC			FATAL ACC			DEATHS		
	09	10	11	09	10	11	09	10	11	09	10	11
DT	386	377	362	78	64	73	3	0	1	3	0	1
DVB	32	47	50	4	1	8	0	0	0	0	0	0
MT	701	739	706	100	107	99	0	1	2	0	1	2
PT	108	101	107	23	25	13	0	0	1	0	0	1
CT	183	187	192	29	34	43	1	0	0	1	0	0
NYB	87	90	80	12	16	9	0	0	0	0	0	0
FT	72	65	63	11	17	10	0	2	1	0	3	1
JT	238	204	197	51	44	53	3	1	3	3	2	3
<b>NYP</b>	<b>1807</b>	<b>1810</b>	<b>1757</b>	<b>308</b>	<b>308</b>	<b>308</b>	<b>7</b>	<b>4</b>	<b>8</b>	<b>7</b>	<b>6</b>	<b>8</b>

Over the past 10 years, 69 people were killed in fatal traffic accidents. We continue to seek ways to reduce accidents and save lives using various methods. The enforcement of traffic offenses continues to be of high priority. We hope that our uniformed presence during traffic enforcement will have some deterrent effect on not only the violator, but also the motoring public. We continue to offer educational programs to the public in defensive driving and addressing community concerns with traffic issues. We remain vigilant in reporting dangerous road conditions to both our municipalities and PennDot. Our goal is to continue all of these efforts in an attempt to make our highways safer.



FIELD SERVICES DIVISION  
Criminal Investigation Section

The primary responsibility for follow-up investigations of serious crime is vested in the Criminal Investigation Section of the Field Services Division. This section is staffed with a Sergeant who supervises three full-time investigators and an officer temporarily detached from patrol.

The Detective Sergeant is responsible for the review of all criminal reports, supervision at all major crime scenes, staff review of all major criminal cases, liaison with other agencies regarding effective information exchange and coordination of investigative efforts, and preparing the Criminal Investigation Section schedule.

Other duties of the Criminal Investigation Section include:

- o Assist the Patrol Division with fatal accident and death investigations
- o Serves as the system manager of the Department's automated evidence management system--this includes tracking, retention, storage, and transportation of evidence for laboratory testing
- o Participating in crime prevention and reduction programs, which includes working specialized details in areas where criminal activities are prevalent
- o Surveillance and specialized electronic applications
- o Perform polygraph examinations
- o Investigation and reporting of complex and time intensive investigations, which require follow-up function and dedication of time-based assets
- o Liaison and analysis of information between Federal, State, and other local law enforcement agencies

The year 2011 saw the workload remain the same as 2010. There were 2 fewer cases assigned to the Criminal Investigations Division for follow-up investigations. Fortunately, there were no homicides during 2011; however, the unit investigated five (5) cases classified as "Attempted Homicide". Four cases involved the use of firearms and in one case a female was nearly strangled to death. In each of these cases, the offender was charged and is awaiting trial.

The Unit was the recipient of \$60,000 of computer and digital forensic equipment through the York County District Attorney's "Paul Coverdell Forensic Science Improvement Grant". The equipment purchased allows for the analysis of cellular telephones and computers. The Detective

trained in the use of this equipment analyzed 55 computers and 62 cellular phones. Roughly half of this work was provided to other York County Law Enforcement agencies. We expect the demand for this type of specialized training and analysis to grow as more crimes involve electronic media devices.

In 2011, there were 60 interviews conducted at the Children's Advocacy Center (CAC), nearly tripling the 22 interviews conducted in 2010. The CAC is a neutral location used to interview children for all York County child abuse and sexual abuse allegations.

Investigators filed 249 criminal charges compared to 377 in 2010. This included 159 felony complaints compared to 161 in 2010 and 59 misdemeanor complaints compared to 106 in 2010. Another 31 non-traffic summary offenses were filed by criminal investigators during the year. During 2011, investigators consolidated 142 criminal charges with existing charges. The CID unit investigated a total of 1,108 cases, which is two less than the 1,110 cases in 2010. Of the 1,108 cases assigned, the unit cleared 920 or 83.03%. The CID Unit submitted 591 incident reports, 3,821 supplemental reports, conducted 6 polygraph examinations, and catalogued more than 1,600 evidentiary items.

In the paragraphs that follow, the reader is provided a representative overview of the types of cases handled within each municipality by members of the Criminal Investigations Section during 2011:

#### DOVER TOWNSHIP

An 18 year old Dover male is awaiting trial on charges of Criminal Attempt Homicide. The male is accused of manually strangling a female until she was unconscious.

Several suspects were charged with Robbery offenses and await trial. Three men were charged with two separate armed robberies at local convenience stores. Two other men are charged with two robberies that involve pistol-whipping the victims.

#### DOVER BOROUGH

Two suspects are awaiting trial on charges of Criminal Attempt Homicide. They are accused of firing multiple shots from a vehicle on Mayfield Street in an attempt to kill the victim over a drug debt.

#### MANCHESTER TOWNSHIP

A York man is awaiting trial on charges of Criminal Attempt Homicide. The male is accused of shooting his wife one time and attempting to shoot her again - execution style - outside their residence. The female survived after the handgun jammed.

A York man awaits trial on Robbery-related charges after he used a weapon to steal a vehicle from a female at a local motel.

Several men are awaiting trial on multiple counts of Burglary. The men are accused of burglarizing more than 100 homes in a three county area. Twelve of the homes were in the Outdoor Country Club.

#### PARADISE TOWNSHIP

Two teenage males were charged with Arson-related offenses and several burglaries. The teens are accused of intentionally burning a modular home at a local business.

The investigation of a residential Burglary and Auto Theft continues. The resident's truck and firearm were taken - DNA evidence collected at the scene remains at the Pennsylvania State Police Lab.

#### CONEWAGO TOWNSHIP

A Township man is awaiting trial on charges of Aggravated Assault after he stabbed another man multiple times with a pair of scissors.

A Dover man awaits trial on Robbery-related offenses after committing an Armed Robbery at a local grocery store.

A step-father is incarcerated, awaiting trial on charges of molesting his step-daughter. The accused was apprehended in Maryland after he fled Pennsylvania.

#### NORTH YORK BOROUGH

A Borough man is awaiting trial on charges of Criminal Attempt Homicide after he shot his father during a domestic dispute that also involved a knife.

A Dover man is charged with an Armed Robbery at the Dunkin Donuts and awaits trial.

A York City man is charged with multiple Burglaries and Auto Thefts from the Borough.

#### FRANKLIN TOWNSHIP

A registered sex offender awaits trial on several sex offenses after luring teenaged girls to meet him in the Township.

Two suspects were charged with burglarizing a home in the Township. While inside the residence, they stole checks and passed the stolen checks at a local hardware store.

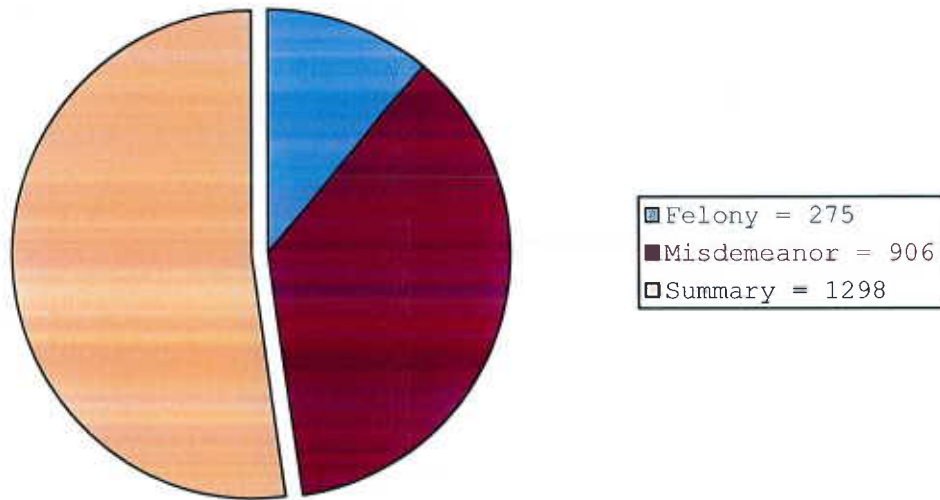
#### JACKSON TOWNSHIP

A Township male is charged with Criminal Attempt Homicide after he fired more than 30 rounds into the adjacent neighbor's home. This was in response to loud music complaints. The male then barricaded himself inside the home and the York County Quick Response Team responded to assist with the apprehension.

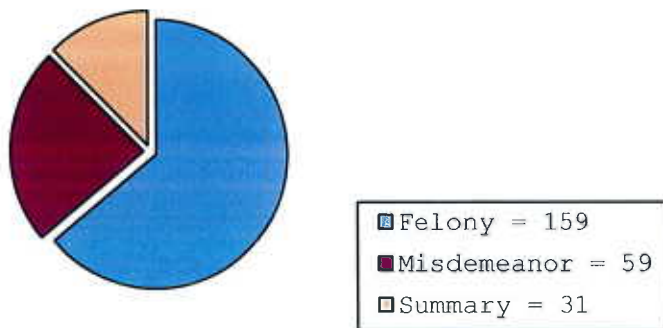
A Township resident was arrested for repeatedly raping his teenage daughters for over a period of several years.

## CHART IV


### Total Department Criminal Arrests



### Criminal Investigative Division Arrests



### Patrol Division Arrests





### Community Police Unit

The "Community Police Unit" presented a total of 68 programs in 2011, reaching out to over 6,720 people. Of these, 38 programs were presented to our local schools and more than 3,200 students were addressed through a variety of assemblies and in-class seminars. These programs ranged from personal safety issues to drug awareness. Also, the CPO Unit hosted 30 civic programs with 1,075 persons in attendance. There were 25 child car seat checks completed by our certified car seat technician.

During 2011, the Department participated in the Drug Enforcement Administration's (DEA) National Drug Take-Back Days. Research has shown that many Americans simply do not know how to properly dispose of their unused or expired prescription medications. This program offers the public a convenient and safe way in which to dispose of these medications. On two occasions during the year, an officer was posted to an established collection point at the Giant Food Store in Dover Township. Citizens were able to deposit the medications into a receptacle. The officer later turned-over the medications to a DEA representative for appropriate disposal. The National Drug Take-Back Days collected 150 pounds of unused or expired medications. The Department intends to continue participation in this program in the future.

In addition, the Unit has also been involved with community concerns and activities with everything from problems with traffic flow and speeding motorists to the coordinating of benefit runs, parades, and block watch events. The Community Police Officer (CPO) instructed one class in "Defensive Driving" involving 20 participants, age 16 and older. Throughout the history of the classes, the CPO unit has taught over 578 "students" this defensive driving program.

"Officer Dorothy" was utilized in 17 programs at the schools and at local civic events with more than 2,445 people attending. Several donations were received throughout the year for the "Officer Dorothy" Program, totaling \$776.00.



### School Resource Officer (SRO)

Since 2008, the NYCRPD has been providing a School Resource Officer to the Spring Grove Area School District. The SRO, based at the high school, works 1,560 hours annually. The SRO is responsible for all law enforcement related issues at all district facilities with the exception of York New Salem Elementary School and the District Administration Building. This program has been well received and has generated many positive student/officer relationships. The SRO also provides many educational programs to students in the district as well as coordinating all security issues for school-related events.

During 2011, 318 incidents were handled. This is 65 more than 2010. Of the 318 incidents, 215 or 67.6% were at the high school, 49 or 15.4% were at the middle school, 11 or 3.46% were at the intermediate school, 13 or 4.1% were at the elementary schools, and 30 or 9.4% of the incidents related to security at school events.

## SUPPORT SERVICES DIVISION

### Records Section

The primary responsibility for gathering, compiling, and disseminating information lies with the Records Section. A Corporal (who supervises the civilians) and four civilian employees staff this section. The role of the Records Section is to insure and coordinate the rapid and orderly flow of information between the various components of the police department. One of the many integral functions is to provide data entry into the automated information system. The members also provide other varied services, including the greeting of all visitors to departmental headquarters and processing all insurance or other outside requests for information. The staff assigned to Records processed nearly one million records in 2011.

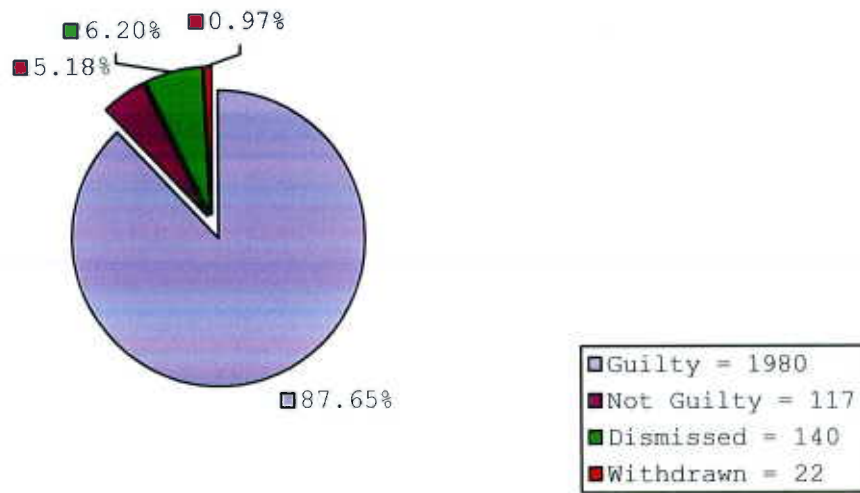
The information from the automated database continues to be vital in many tasks essential to department effectiveness and efficiency. These tasks include identification of crime patterns and trends, providing information to assist in the scheduling and distribution of manpower and the cohesive exchange of information with other agencies for the solution of crime.

### Court Disposition Report

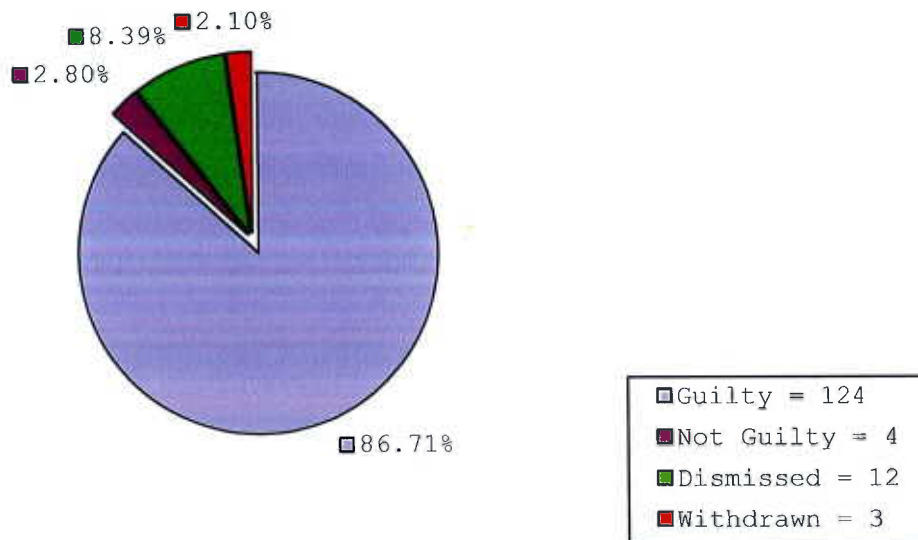
During 2011, 2,259 defendants exercised their constitutional option to a hearing at the District Court level. This is a 14.83% increase from 2010. Of the 2,259 hearings, 1,980 or 87.65% were found guilty in summary (traffic and non-traffic) cases. At the York County Court of Common Pleas, 143 defendants appeared which is an increase of 8.33% from 2010. Of the 143 cases, 124 or 86.71% were convicted. The 143 cases represented felony and misdemeanor charges as well as Summary Appeals and Indirect Criminal Contempt of Court cases.

Of all court cases during 2011, 71.35% were held while the officer was on duty. Patrol officers had court appearances on duty 70.85% of the time and criminal investigators were on duty 100% of the time.

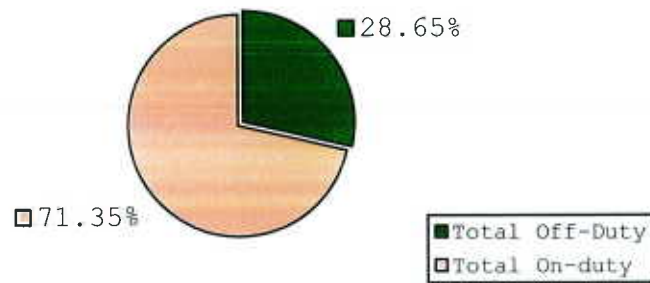
**CHART V**  
**Total MDJ Hearings = 2,259**



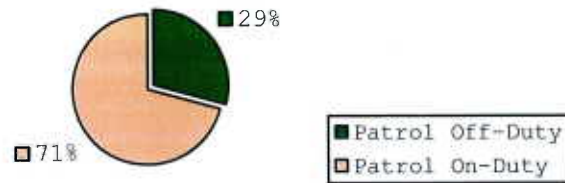
**Total County Court Trials/Hearings = 143**



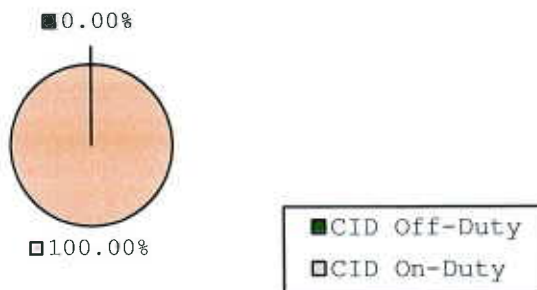
**CHART VI**  
**Total Hearings**  
**Percent On-Duty/Off-Duty**



**Patrol Hearings On-Duty/Off-Duty**



**CID Hearings On-Duty/Off-Duty**



### Pennsylvania's Right to Know Law (Act 3 of 2008)

An added responsibility was placed on the Support Services Supervisor in the last two years that has become very time consuming. The "Right to Know" law required an "Open Records Compliance Officer" (ORCO), which currently is the supervisor of Support Services.

Throughout the year, there are many requests for documents by the public and other entities. These requests are handled by the ORCO. The process to respond to the requests is as follows:

- o Department receives written request for document
- o Document is researched and located
- o Document is reviewed to determine what information can be released
- o Redact all information that must be excluded
- o Provide a written response to the requestor
- o Maintain a written log of all requests and actions taken

In 2010, we processed 126 requests and 141 in 2011.

## TRAINING REPORT

The Department continues to place strong emphasis on training. The philosophy of the Department being that mandated training is a minimum standard, not a maximum. The Department strives to avail all its members, both sworn and non-sworn, the opportunity to receive as much training as scheduling and budget permits. In addition to the annual training mandated by MPOETC, the Department affords both sworn and non-sworn staff the opportunity to attend a vast array of training in numerous functional areas. To that end, we were able to offer 4500 hours of training during 2011.

The following training was attended by NYCRPD staff during 2011:

ARIDE	Litigation Seminar
Alive at 25	Law Enforcement Carbine
Basic Criminal Investigation	MCSAP Certification
Child Safety Seat Conference	MDC Certification
Child Sexual Abuse	Mechanics of Arrest
CLEAN Certification	Missing and Abducted Children
Complete Traffic Stops	Mobile Field Force
CPR Certification	MPOETC In-Service Training
Crime Prevention Training	Manadnock Baton Instructor
Crisis Intervention Training	NCIC Certification
Critical Incident Team Officer	Northwestern School of Police
Critical Incident Stress	Command and Staff
Crime Scene Management	Police Response to Take-Over
Death Investigations	Hostage Situations
Defensive Driving Instructor	QUAD Active Shooter
Diversity Summit	Safe School Conference
Drug Identification	Spring Firearms Qualification
DUI Seminar	Shoe, Footprint, Tire
Impressions	
ENRADD Certification	Special Impact Munitions
Instructor	
EVOC Certification	Standardized Field Sobriety
Testing	
Expandable Baton Certification	VASCAR Certification
FATS (Firearm Training System)	V-SPEC Certification
Field Training Officer (FTO)	
FBI Re-Trainer	
Forensic Cell Phone Examiner	
Forensic Mapping	
Inter-County Detective Training	

TOTAL: 4,500 hours



## FLEET REPORT

### FLEET DEPLOYMENT

During 2011 the Department deployed twenty-four vehicles and seven trailers during its operations. The vehicles and trailers are organized into three distinct functional areas:

Patrol vehicles, Administrative vehicles and Special Service vehicles and trailers.

The fleet deployment is as follows:

#### 2011 Fleet Deployment

Patrol Vehicles	Administrative Vehicles	Special Service Vehicles
2010 Ford Crown Victoria	2011 Ford Taurus	2007 Ford Explorer
2010 Ford Explorer	2007 Ford 500	1999 Carmate Trailer
2010 Ford Explorer	2006 Jeep Liberty	2001 SMART Trailer
2011 Ford Crown Victoria	2005 Ford Crown Victoria	2001 SMART Trailer
2009 Ford Crown Victoria	2004 Ford Explorer	2004 Carry-On Trailer
2009 Ford Crown Victoria	2002 Chevrolet Impala	2000 Kubota Tractor
2008 Ford Crown Victoria	2002 Ford Crown Victoria	2009 Trafcon Trailer
2011 Ford Crown Victoria	2000 Ford Crown Victoria	2009 Trafcon Trailer
2009 Ford Crown Victoria	1999 Ford Crown Victoria	2000 Chevrolet 3500
2011 Ford Crown Victoria	1997 Chevrolet Blazer	
2008 Ford Crown Victoria		
2009 Ford Crown Victoria		

### MILEAGE AND FUEL CONSUMPTION

During the delivery of police services in 2011, the fleet traveled a total of 596,605 miles and consumed 50,555 gallons of fuel. The average fuel economy was 11.80 mpg.

#### 2011 Miles Traveled

Patrol Vehicles	Administrative Vehicles	Special Service Vehicles
496,735	93,433	6,437

### RETIRED VEHICLES

During 2011, the Department retired two (2) vehicles from the fleet. The vehicles sold at auction brought an average of \$ 3,447.00 return on the initial investment per vehicle. The vehicles had an average mileage of 158,125 and an average service life of 3 years. The amount each vehicle sold for and their description are as follows:

Retired Vehicles

Vehicle	Mileage	Sales Price
2008 Ford Crown Victoria	152,575	\$3400.00
2008 Ford Crown Victoria	163,675	\$3495.00

### **VEHICLE DAMAGE**

#### AT-FAULT ACCIDENTS

During 2011, the Department experienced a total of four (4) accidents in which the officer was culpable. The monetary loss due to these accidents was \$21,403.80. This includes the accident involving Officer Groff, which accounted for \$20,808.00 in damage. Each of the responsible officers received disciplinary action for their negligence. Though four at-fault accidents are by no means acceptable, our overall safety record was good considering that the officers traveled 149,151 miles for every at-fault accident. Considering that the officers drive in every conceivable type of weather, often times in an emergency response mode, the number of accidents remains extremely low.

#### PRISONER DAMAGE

Occasionally, suspects who are in custody and secured within a patrol vehicle, intentionally inflict damage to the vehicle. Most often this results from suspects kicking the interior door panels or windows. During 2011, unruly suspects caused a total of \$2,651.31 in damage to patrol vehicles. In each case the offender was criminally charged for damaging the vehicle and restitution requested through the court system.

## WEBSITE

<http://nycrpd.org>

In early 2010, we recognized the need to improve upon our Department website. Our goal was to create a user-friendly site that could be used by the community, media, law enforcement, and others as a means to provide accurate and timely information.

The website provides easily accessible ways to contact the Department. Visitors can provide information to specific units such as traffic, criminal, and community policing. Department forms commonly requested by the public are printable from the website.

Below is a description of the activity added to our website in 2011:

- 418 Press Releases
- 33 Department News
- 7 Crime Prevention tips
- 7 Web News
- 3 Weather Alerts
- 1 Megan's Law Notification

In 2011, [www.nycrpd.org](http://www.nycrpd.org) averaged 686 visitors a day, totaling more than 250,000 for the year. Since the new website was launched on April 23, 2010, more than 375,000 visitors have used our site. The project has been a huge success and additional enhancements will occur in 2012.

## CONCLUSION

In 2011, we handled 28,145 calls, 1,318 more than 2010 for a 4.91% increase. Seven municipalities increased and one decreased. The most dramatic increase is Paradise Township and the most dramatic decrease is North York Borough. A breakdown of our overall jurisdiction and individual municipal activity appears on Table VIII.

**TABLE VIII**  
CALLS FOR POLICE SERVICE

MUNICIPLTY	2009	2010	2011	2010/2011 % INCR/DECR	% OF TOTAL CALLS UNITS
DOVER TWP	7030	7451	7986	+ 5.99 + 7.18	28.37 31.86
DOVER BORO	1047	1052	1148	+ 0.48 + 9.18	4.08 3.37
MANCH TWP	7864	8405	8682	+ 6.88 + 3.30	30.85 34.72
PARAD TWP	1104	1146	1259	+ 3.80 + 9.86	4.47 5.18
CONNEW TWP	2747	3061	3183	+11.43 + 3.99	11.31 7.77
NYORK BORO	1738	1673	1601	- 3.74 - 4.30	5.69 4.66
FRANK TWP	1136	1202	1211	+ 3.80 + 0.54	4.30 3.89
JACKS TWP	2774	2837	3075	+ 2.27 + 8.39	10.93 8.55
<b>NYCRPD</b>	<b>25440</b>	<b>26827</b>	<b>28145</b>	<b>+5.45 + 4.91</b>	<b>100 100</b>

When we consider the workload and the demands placed upon our staff, credit must continue to be directed to our individual members. Without question, the personnel associated with the Northern York County Regional Police Department are exceptional! As the studies have indicated, they do more work with less manpower, at less cost, when compared to others. It is through their efforts that the Department continues to provide quality service and at the same time, receive recognition that, to date, has been a model for other organizations.

In order to continue to be able to do this, it should be realized that continued support and direction from the Board of Commissioners is imperative. On behalf of all the members--sworn and civilian alike--we are proud to have been provided the opportunity to serve our communities throughout 2011!!

Respectfully submitted,

Mark L. Bentzel  
Chief of Police

dmw

**CAVEAT:** Although the year-end report is historically submitted and signed by the Chief of Police, it clearly represents the efforts of others. To wit, this report was generated with the assistance of several members of the Department, including Lt Lash, Lt Wasilko, Sgt Anderson, Cpl Foust, Officer Allen, Ms. D. Wales, Ms. Stare, Ms. Mummert and Ms. Maughlin.

## **APPENDIX A**

### ALL OTHER CLASSIFICATIONS UNDER UCR

HARASSMENT

HARASSMENT BY COMMUNICATION

TERRORISTIC THREATS

TRESPASS

PUBLIC NUISANCE

FALSE REPORTS

FIREWORKS

RECKLESS ENDANGERING

CRUELTY TO ANIMALS

SCATTERING RUBBISH

OPERATING WITHOUT CONSENT

FALSE IMPRISONMENT

BLUE LAWS

SALE OF STARTER PISTOLS

PROJECTILES

IMPERSONATING PUBLIC SERVANT

OBSCENITY

RESISTING ARREST

CAUSING CATASTROPHE

FALSE ALARMS

OBSTRUCTING HIGHWAYS

UNLAWFUL RESTRAINT

TAMPERING WITH PUBLIC RECORDS

WITNESS TAKING BRIBE

FUGITIVE FROM JUSTICE

OBSTRUCTING ADMINISTRATION OF GOVERNMENT FUNCTION

PUBLIC UTILITIES

TAMPERING WITH WITNESSES

KIDNAPPING

TAMPERING WITH FIRE APPARATUS

CRIMINAL CONSPIRACY



NORTHERN YORK COUNTY REGIONAL POLICE DEPARTMENT  
STATISTICAL YEAR TO DATE 2011

Year to Date	Dover Twp		Dover Boro		Manchester Twp		Paradise Twp		Conewago Twp		North York Boro		Franklin Twp		Jackson Twp		NYCRPD		Clearance
PART I OFF.	open	closed	open	closed	open	closed	open	closed	open	closed	open	closed	open	closed	open	closed	open	closed	Rate
Homicide	0	0	0	0	0	0	0	0	0	0	0	0	0	0	0	0	0	0	#DIV/0!
Inv.Mans	0	0	0	0	0	0	0	0	0	0	0	0	0	0	0	0	0	0	#DIV/0!
Rape	4	4	1	1	7	8	0	0	2	6	1	0	0	0	1	2	16	21	131.25%
Robbery	6	6	0	1	8	5	1	0	1	1	5	1	1	0	2	1	24	15	62.50%
Agg.Assault	6	5	4	4	15	12	2	2	7	5	10	6	5	5	5	7	54	48	88.89%
Burglary	41	23	6	2	37	28	7	0	25	7	2	2	6	2	23	11	147	75	51.02%
Theft	245	125	36	7	310	83	22	6	78	10	69	10	24	2	69	18	853	261	30.60%
RetailTheft	14	17	8	6	41	35	1	1	13	11	2	1	0	1	4	5	83	77	92.77%
Auto Theft	5	5	0	0	12	7	0	0	9	4	3	2	4	2	0	1	33	21	63.64%
Arson	5	2	0	0	3	2	1	1	4	2	1	2	0	0	1	1	15	10	66.67%
Totals	326	187	55	21	433	180	34	10	139	46	93	26	40	12	105	46	1225	528	43.10%
PART II OFF.	Dover Twp		Dover Boro		Manchester Twp		Paradise Twp		Conewago Twp		North York Boro		Franklin Twp		Jackson Twp		Totals		
Simp.Assault	159	158	26	25	113	114	22	23	78	77	53	54	24	24	72	67	547	542	99.09%
Forgery	7	6	1	2	10	4	1	1	1	1	0	0	0	0	3	5	23	19	82.61%
Fraud	32	17	2	1	49	35	0	0	9	5	6	4	1	0	11	4	110	66	60.00%
Embezzlmt.	0	0	0	0	0	0	0	0	0	0	1	1	0	0	0	0	1	1	100.00%
RSP	2	2	0	0	1	1	0	0	2	2	1	1	0	1	2	2	8	9	112.50%
Vandalism	200	25	32	7	116	26	19	5	49	9	43	20	7	1	50	9	516	102	19.77%
Weap.Viol.	4	5	3	2	1	1	1	0	0	0	3	3	0	0	4	4	16	15	93.75%
Prostitution	0	0	0	0	0	0	0	0	0	0	0	0	0	0	0	0	0	0	#DIV/0!
SexOffenses	23	25	4	2	9	6	5	0	5	4	4	4	2	2	6	11	58	54	93.10%
DrugLaws	23	28	9	9	42	41	2	2	4	5	11	12	1	1	16	15	108	113	104.63%
Gambling	0	0	0	0	0	0	0	0	0	0	0	0	0	0	0	0	0	0	#DIV/0!
Of.Family	2	1	0	0	0	1	0	0	0	1	2	2	0	1	1	1	5	7	140.00%
D.U.I.	77	75	11	10	246	246	33	34	25	21	35	35	8	7	37	36	472	464	98.31%
Liq.Laws	20	22	3	4	18	18	2	2	6	5	3	2	0	1	5	5	57	59	103.51%
Pub.Drunk	12	9	2	1	48	47	1	1	7	7	13	13	0	0	3	3	86	81	94.19%
Dis.Conduct	91	85	27	27	96	90	10	10	33	30	52	48	13	13	54	55	376	358	95.21%
Oth.Offense	84	76	11	10	91	91	13	13	48	46	25	24	10	10	43	35	325	305	93.85%
Totals	736	534	131	100	840	721	109	91	267	213	252	223	66	61	307	252	2708	2195	81.06%
Ord.Violations	85	87	21	21	67	67	7	7	18	19	40	40	13	13	16	16	267	270	101.12%
Loitering	0	0	0	0	0	0	0	0	0	0	0	0	0	0	0	0	0	0	#DIV/0!
Part I&2 Off.	1062	721	186	121	1273	901	143	101	406	259	345	249	106	73	412	298	3933	2723	69.23%
Service Calls	Dover Twp		Dover Boro		Manchester Twp		Paradise Twp		Conewago Twp		North York Boro		Franklin Twp		Jackson Twp		Totals		
Other Calls	6477	6423	891	877	6638	6614	1002	994	2567	2556	1136	1127	1029	1016	2450	2442	22188	22049	99.37%
M.V.Accidents	362	362	50	50	706	706	107	107	192	192	80	80	63	63	197	197	1757	1757	100.00%
TOTAL CALLS	7986	7593	1148	1069	8682	8288	1259	1209	3183	3026	1601	1496	1211	1165	3075	2953	28145	26799	95.22%

NORTHERN YORK COUNTY REGIONAL POLICE DEPARTMENT  
STATISTICAL RECAP FOR YEAR TO DATE 2011

Year to Date	DOVER TWP.	DOVER BORO.	MANCHESTER TWP.	PARADISE TWP.	CONEWAGO TWP.	NORTH YORK BORO.	FRANKLIN TWP.	JACKSON TWP.	N.Y.C.R.P.D.
<b>CRIMINAL</b>									
Crim.Invest.Assigned	416	50	304	40	98	54	42	104	1108
Crim. Invest.Closed	387	32	234	27	85	53	23	79	920
Crim.Arrests	613	112	862	92	207	238	65	290	2479

<b>TRAFFIC SUMMARY</b>									
Injury Accidents	73	8	99	13	43	9	10	53	308
Total Injuries	98	8	136	18	58	9	15	81	423
Fatal Accidents	1	0	2	1	0	0	1	3	8
Total Fatalities	1	0	2	1	0	0	1	3	8
Non Injury Accidents	288	42	606	93	149	71	52	141	1442
Total Accidents	362	50	706	107	192	80	63	197	1757
Citations Issued	1881	510	4793	580	507	454	803	814	10342
Warning Cards	726	210	1319	275	136	102	152	315	3235
Faulty Equip. Cards	348	55	788	98	74	146	29	156	1694
Parking Tickets	10	22	73	1	55	299	27	69	556
Parking Tkt .Warnings	34	6	3	2	0	3	1	51	100

<b>ORD. VIOLATIONS</b>									
Abandoned Vehicles	12	3	12	1	5	11	2	5	51
Curfew	18	5	16	0	1	2	0	0	42
Other Ord.Violations	55	13	43	6	12	27	11	8	175