

NORTHERN YORK COUNTY REGIONAL POLICE DEPARTMENT

2013 ANNUAL REPORT



**DOVER TOWNSHIP
DOVER BOROUGH
MANCHESTER TOWNSHIP
PARADISE TOWNSHIP
CONEWAGO TOWNSHIP
NORTH YORK BOROUGH
FRANKLIN TOWNSHIP
JACKSON TOWNSHIP**

**MATTHEW MENGES
RICHARD POPE
LARRY YOUNG
CLARK CRAUMER
LORRETA WILHIDE
KENNETH STAAB
EDWARD CAMPBELL
BRUCE YINGLING**

**MARK L. BENTZEL
CHIEF OF POLICE**

TABLE OF CONTENTS

Introduction _____	1
Staffing	
Municipal Units of Service _____	2
Organizational Chart _____	5
Personnel _____	6
Field Services Division	
Patrol Section	
Calls for Service _____	8
Activity – Department _____	10
Overall Criminal Activity _____	12
Activity – Municipal by Geographic District _____	13
Serious Crime _____	25
Less Serious Crime _____	26
Service Calls _____	29
Alarms _____	29
Vehicle Accidents _____	30
Criminal Investigation Section	
Responsibilities _____	31
Investigative Activity _____	32
Municipal Overview _____	32
Community Policing and School Resource Officer	
Community Programs _____	36
National Night Out _____	37
School Resource Officer Activity _____	38
Support Services Division	
Records Section _____	39
Court Disposition Report _____	39
Court Liaison Officer _____	39
Pennsylvania Right to Know Law _____	42
Training _____	43
Fleet Report _____	45
Department Website _____	47
Conclusion _____	48

TABLE OF CONTENTS (CONTINUED)

Directory of Tables and Charts

Table I	Municipal Units of Service _____	2
Table II	Activity by Municipality _____	12
Table III	Part I Crimes _____	25
Table IV	Municipal Crime Rate _____	26
Table V	Part II Crimes _____	27
Table VI	Municipal Calls for Service _____	29
Table VII	Municipal Accident Activity _____	30
Table VIII	Calls for Police Service _____	48

Chart I	Overtime Hours _____	3
Chart II	Overtime Hours by Category _____	4
Chart III	Calls for Police Service _____	9
Chart IV	Part I - Part II Offense Call History _____	28
Chart V	Department Criminal Arrests _____	35
Chart VI	Court Appearances - Conviction Rates _____	40
Chart VII	Court Appearances – On Duty/Off Duty _____	41

Appendices

All Other Classifications under UCR _____	49
Annual Statistical Report _____	50

**TO: CHAIRMAN AND MEMBERS OF THE NORTHERN YORK COUNTY
REGIONAL POLICE BOARD OF COMMISSIONERS**

FROM: CHIEF MARK L. BENTZEL

SUBJECT: ANNUAL REPORT 2013

INTRODUCTION

During 2013, the Department experienced challenges that in some ways changed how we do our job. We believe that 2013 made us better and enhanced our ability to provide quality service at an affordable cost.

We completed our first full year with a Court Liaison Officer (CLO). This initiative can be viewed as a success. The CLO attended nearly 1,100 summary traffic hearings at the Magisterial District Judge offices. The implementation of the CLO increased officer availability on the road and reduced court overtime expenses.

The Department received a \$21,000 grant from the Department of Community and Economic Development (DCED) to purchase Mobile Video Recorders (MVRs) and install them in the patrol vehicles. The MVRs capture by video and audio the interaction between the police and motorists during vehicle stops.

Our biggest challenge was the removal of our in-ground fuel delivery system. Although we had the cost associated with the removal, we now purchase fuel through a commercial account at a reduced rate.

This year, our Department continued to provide services to eight municipalities, the Townships of Dover, Manchester, Paradise, Conewago, Franklin, and Jackson and the Boroughs of Dover and North York. As well as Spring Grove School District.

The governing body (the Commission) is comprised of one elected official from each municipality. As such, Mr. Matthew Menges represented Dover Township; Mr. Richard Pope represented Dover Borough; Mr. Larry Young represented Manchester Township; Mr. Clark Craumer represented Paradise Township; Ms. Lorreta Wilhide represented Conewago Township; Mr. Kenneth Staab represented North York Borough; Mr. Edward Campbell represented Franklin Township; Mr. Bruce Yingling represented Jackson Township. Mr. Joseph Rudolf from Dilworth Paxson LLP in Philadelphia, PA represented our Department and Commission as solicitor. Kochenour, Earnest, Smyser, and Burg conducted an audit of our financial records.

These eight municipalities together encompass 145 square miles or 15.9% of the total landmass for York County. In accordance with generally accepted population figures, service is provided to about 66,608 citizens. The population, by municipality, is Dover Township – 21,078, Dover Borough – 2,007, Manchester Township – 18,161, Paradise Township – 3,766, Conewago Township – 7,510, North York Borough – 1,914, Franklin Township – 4,678, and Jackson Township – 7,494.

STAFFING

Units of Service

In keeping with the dictates of the "Articles of Agreement", municipalities purchase time by using a "unit of service" concept. Units are currently measured by a formula of 10 hours equaling one unit. Time is monitored in fifteen-minute increments on a daily, weekly and annual basis. This year, the Department managed 104,000 hours of service—102,440 hours of service to the municipalities and an additional 1,560 hours contracted to Spring Grove School District. These hours are specifically earmarked to/for our school resource officer's efforts in Spring Grove Schools.

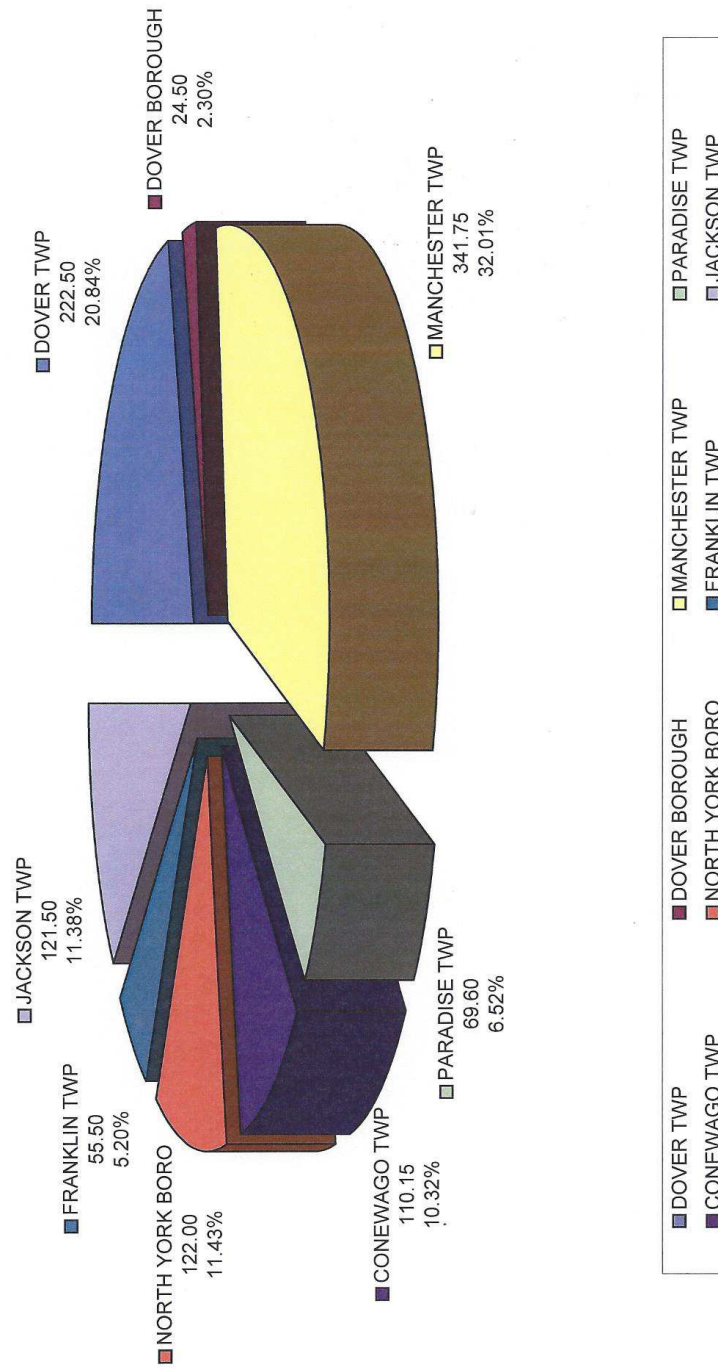
**TABLE I
MUNICIPAL UNITS OF SERVICE**

MUNICIPALITY	HOURS		BALANCE	
	Week	Year	Hours	Percent
Dover Twp	615	31,980	3.79	0.012
Dover Borough	65	3,380	-0.84	-0.025
Manchester Twp	670	34,840	15.28	0.044
Paradise Twp	100	5,200	-4.72	-0.09
Conewago Twp	190	9,880	5.08	0.065
North York Boro	90	4,680	-6.24	-0.133
Franklin Twp	75	3,900	-9.92	-0.254
Jackson Twp	165	8,580	-4.03	-0.047
NYCRPD	1,970	102,440	-1.6	-0.001

In addition to the unit time, another 1,067.50 hours of overtime was worked throughout the year. This was **419.79** hours less than last year. This overtime information is depicted on Chart I.

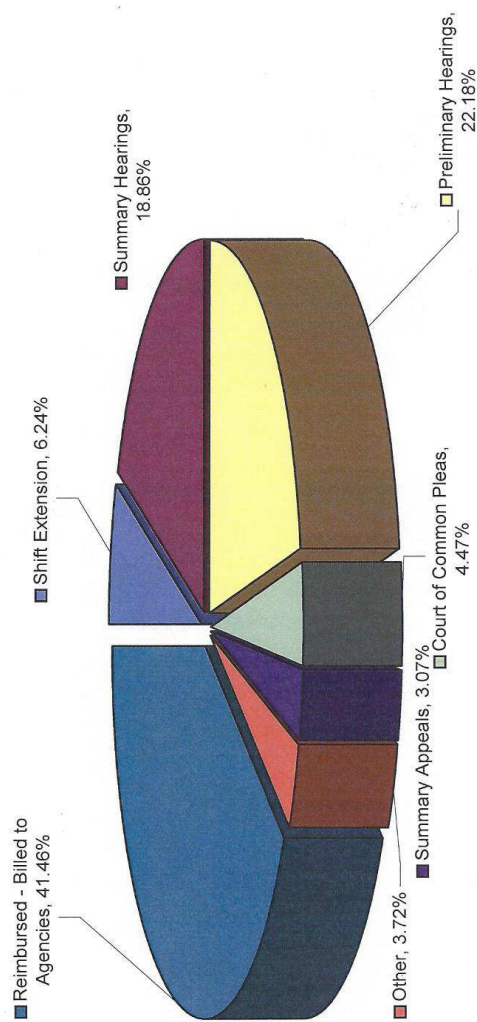
Also, several other overtime duty details— York County Drug Task Force, Center for Traffic Safety DUI Checkpoints, United States Marshal's Fugitive Task Force, South Central Terrorism Task Force and private duty details—were completed for a total reimbursement of \$51,574.49/756.00 hours. The 1,067.50 hours of overtime, plus the additional 756.00 hours of billed overtime is depicted in Chart II.

CHART I
OVERTIME HOURS

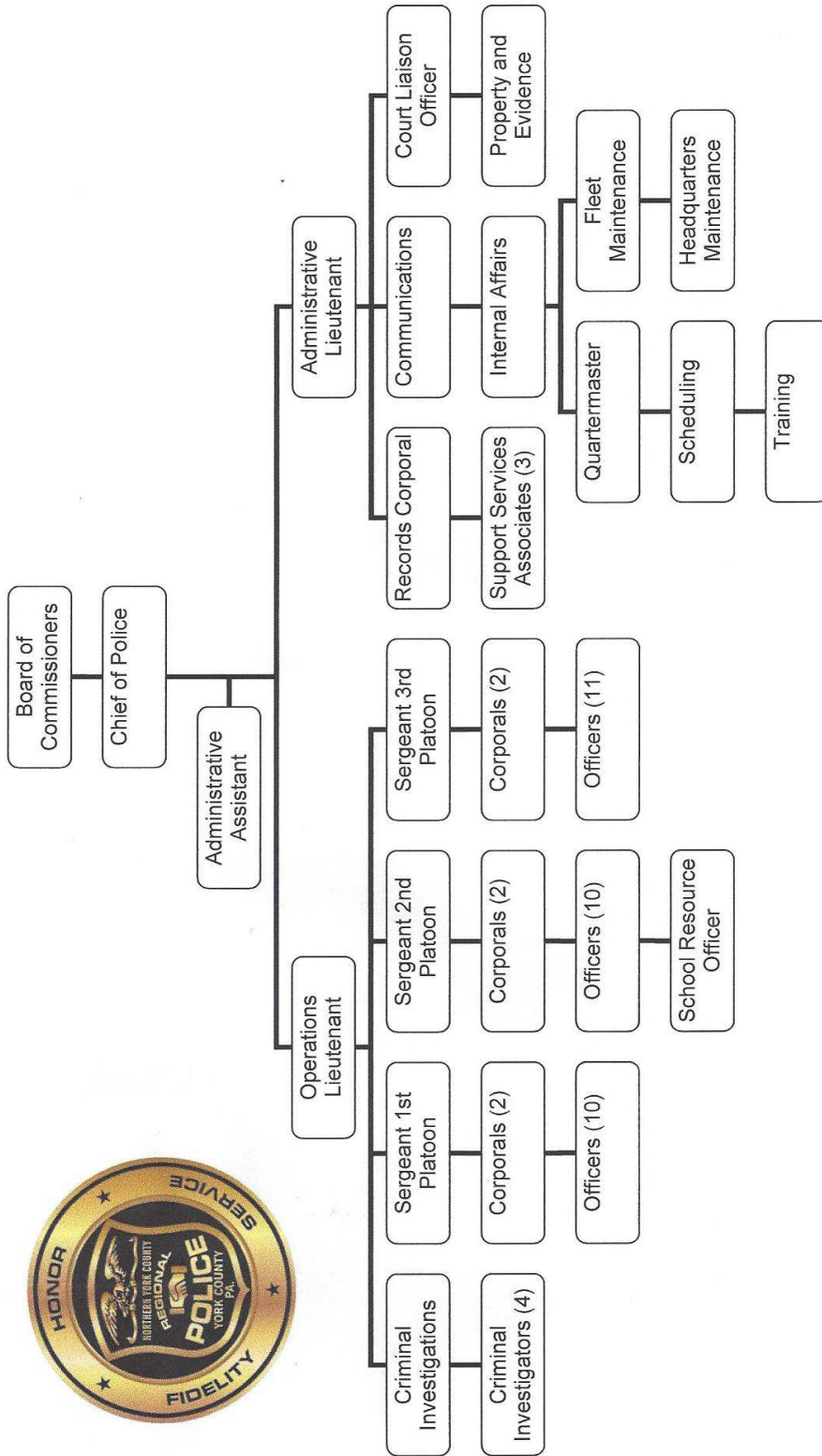



2013 TOTAL HOURS = 1,067.50

CHART II
OVERTIME BY CATEGORY



NORTHERN YORK COUNTY REGIONAL POLICE DEPARTMENT ORGANIZATIONAL CHART



PERSONNEL

<u>NAME</u>	<u>RANK</u>	<u>ASSIGNMENT</u>
Mark L. Bentzel	Chief of Police	Administration
David L. Lash	Lieutenant	Operations
George Wasilko	Lieutenant	Administration
William F. Gearhart	Sergeant	Patrol
Gregg A. Anderson	Sergeant	Investigations/Patrol
Jeremy J. Neidigh	Sergeant	Patrol/Investigations
John C. Migatulski	Sergeant	Patrol
John J. Vaughn II	Corporal/Sergeant	Patrol
Jeffrey M. Foust	Corporal	Support Services
Blake S. Gladfelter	Corporal	Patrol/Retired
John R. Hartley Jr.	Corporal	Patrol
J. Jeffrey Sierotowicz	Corporal	Patrol
Jack C Asper II	Corporal	Patrol
James E. Kulak Jr.	Corporal	Patrol
Cody M. Becker	Officer/Corporal	Patrol
Donald L. Godfrey Jr.	Officer	Patrol
Michael L. Hoffman	Officer	Patrol
John P. Morley	Officer	Patrol
Mark W. Allen	Officer	Patrol
Kirk D. Wallace	Officer	Patrol
Joseph T. Jones	Officer	Patrol/CLO
Todd E. Wise	Officer	Patrol/SRO
Joel A. Hopta	Officer	Patrol
Jody L. Brininger	Officer	Patrol
Patrick G. Gartrell Jr.	Officer	Patrol/Investigations
Michael Hine	Officer	Patrol/Investigations
Daniel E. Sanger	Officer	Patrol
Edward A. Pague	Officer	Patrol
Jason D. Greco	Officer	Patrol
Christopher A. Irwin	Officer	Patrol
Matthew T. Chetaitis	Officer	Patrol
Mark E. Baker	Officer	Investigations
Robert H. Ryman	Officer	Patrol
William D. Haller	Officer	Investigations
Isaiah E. Emenheiser	Officer	Patrol
Stephen E. Lebo	Officer	Patrol
Daniel W. Zimmerman	Officer	Patrol
Erika L. Eiker	Officer	Patrol
Lynn E. Anderson Jr.	Officer	Patrol
Stephen K. McClure	Officer	Patrol
Joshua G. Reimers	Officer	Patrol
J. Franklin Biesecker	Officer	Patrol
Andrew W. Miller	Officer	Patrol
Jonathan A. Bailey	Officer	Patrol
Matthew S. Straub	Officer	Patrol
Zachary T. Grey	Officer	Patrol
Noah S. Potteiger	Officer	Patrol

<u>NAME</u>	<u>RANK</u>	<u>ASSIGNMENT</u>
Diane M. Wales	Admin Assistant	Administration
Lisa M. Maughlin	Sr Supp Serv Assoc	Support Services
Rendy L. Stare	Supp Serv Assoc I	Support Services
Lori A. Mummert	Supp Serv Assoc II	Support Services

Twenty-three (23) members of the Department missed no sick time during 2013. Among these would be Lts Lash and Wasilko, Sgts Anderson, Gearhart, Migatulski, Neidigh and Vaughn, Cpls Becker, Foust and Kulak, Officers Biesecker, Chetaitis, Godfrey, Grey, Haller, Irwin, Jones, Morley, Pague, Reimers and Straub and Ms. Maughlin along with myself. Many of these members have not missed a day in years. The sworn members missed an average of 1.95 days this year which is up from 2012. The non-sworn member average was 1.60 days compared to 0.85 days during 2012. Four sworn members were on leave for surgeries and were not calculated in the average.

This year we again did not experience a Worker's Compensation claim. This marks our second year without a claim. The Department established a Safety Committee in 2010 to review duty-related injuries, discuss ways to prevent injuries, and improve the overall safety of employees while working. Thus far, the Committee is a success.

The Department and its members received 99 commendations this year. Seventy-nine commendations recognized individual officers or groups of officers and 20 commendations recognized the Department. The Officers and the Department were commended for a job well done by:

US Department of Justice	Olde Tyme Days
Drug Enforcement Agency	Joyful Noise PreSchool
Pennsylvania State Police	St. Rose Elementary
Cumberland/Perry County Drug and Alcohol Commission	Spring Grove Area SD
Shumaker Public Safety Center	Roundtown Elementary
Penn State Justice and Safety Institute	Northern School District
Penn State University - Harrisburg	Leib Elementary
York Habitat for Humanity	Leib Elementary- 6th Grade
York County Community Foundation	ConnectCare 3
Penn Township Police Department	Heffner Funeral Home
Newberry Township Police Department	Dover Food Bank
Northeastern Regional Police Department	The Altland House
Penn Township Civil Service Commission	Motel 6
Susquehanna Village Condominium Association	Mayor Richard Pope
Northeastern EMA	YMCA
Manchester Township EMA	Boy Scouts of America
Dover High School Law Class	Cub Scouts
Mission BBQ	

We are very proud of this recognition by our peers and the public. The Chief and the Board of Commissioners recognized another 8 officers for their work in 2013. Detective William Haller and Officer Matthew Chetaitis were named the Department's Officer of the Year. Corporal J. Jeffrey Sierotowicz and Officer J. Franklin Biesecker received the Life Saving Award.

The Department investigated two conduct complaints that resulted in officers being suspended without compensation. Twelve other infractions occurred and were investigated that resulted in discipline less than a suspension. In this area, we will focus our efforts on improvement without sacrificing accountability.

**FIELD SERVICES DIVISION
Patrol Section**

Calls for Service

In order to understand the workload demands placed on the Department, it is important to have a historical perspective. In other words, where have we come from and where might we be going. To that end, we offer the following ten-year recap of activities. Our base year for this purpose is 2004.

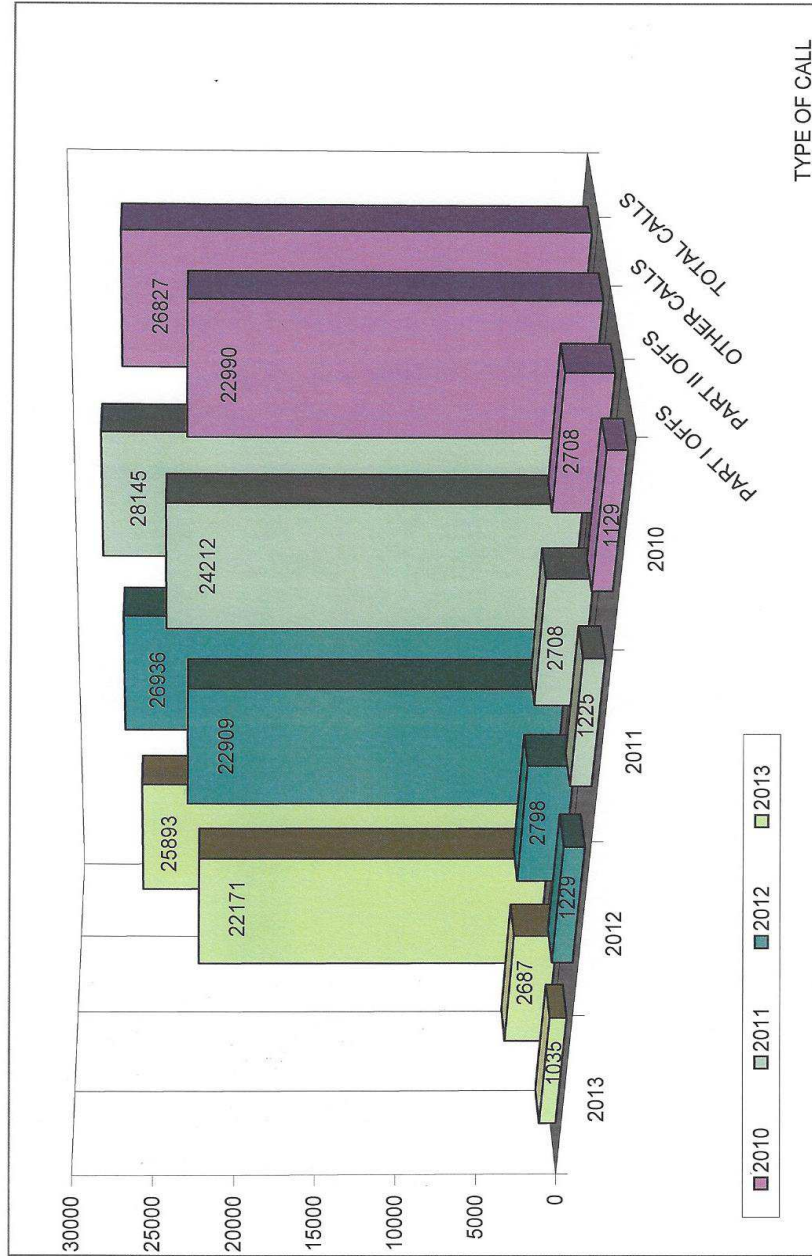
<u>Year</u>	<u># Calls</u>	<u>% Increase/Decrease</u>
2004	25,292	+ 1.65
2005	25,870	+ 2.29
2006	26,677	+ 3.12
2007	27,474	+ 2.99
2008	26,632	- 3.06
2009	25,440	- 4.48
2010	26,827	+ 5.45
2011	28,145	+ 4.91
2012	26,936	- 4.30
2013	25,893	- 3.87

This year our call load showed a decrease of 3.87%. In 2013, we serviced 25,893 calls for police assistance, which are 1,043 less calls than the previous year.

Therefore, our ten-year annualized average increase is 4.7%, which is a yearly average increase of 0.47%. A four-year review of this information is depicted on Chart III.

At this point, we will discuss, in some detail, the 25,893 calls serviced. As you review this information, it might be beneficial to understand how authorities look at police activity. "Experts report (and authorities generally agree) that of all the calls received for police assistance, approximately 20% will be "Criminal" in nature and 80% will be "Service" in nature". Our figures indicate that 14.37% (3,722) of our total calls (25,893) were criminal in nature and 85.63% (22,171) were service in nature. Therefore, we appear to be experiencing a less than average amount of criminality and a higher than average amount of service activity in our jurisdiction when compared to the norm.

CHART III
CALLS FOR POLICE SERVICE



A breakdown of our total activity has been charted in five general areas. Calls that are criminal in nature, as defined by the Uniform Crime Report, are a combination of 1,035 Part I offenses and 2,687 Part II offenses. Calls that are service in nature are a combination of 1,766 traffic accidents investigated, 309 ordinance violations and 20,096 incidents that have not been classified as criminal in nature and may best be described as service calls.

Activity

The Field Services Division, Patrol Section, issued 10,286 traffic citations this year. This is an increase of 166 compared to 2012. For historical reference, our traffic enforcement index has, in the past years, moved both higher and lower.

The Board should know that the enforcement index is determined by dividing the number of injury/fatal accidents into the number of citations issued. An optimum enforcement index is 10-20 citations for every injury accident according to authorities in the field. A five year overview is as follows:

<u>Year</u>	<u>Citations</u>	<u>Injury Accidents</u>	<u>Traffic Enforcement Index</u>
2013	10,286	309	33.28
2012	10,120	338	29.94
2011	10,342	316	32.72
2010	10,602	312	33.98
2009	11,339	315	36.00

In addition to the 10,286 citations, officers issued 2,517 written warnings, down from 3,137 last year, 2,072 faulty equipment cards, which is up from the 1,982 issued in 2012, 640 parking tickets, down from 718 last year and 1,366 non-traffic citations, down from 1,498 last year. Also, 56 abandoned vehicle notices were issued along with 32 parking warnings. Therefore, patrol conducted no less than 15,603 traffic-related investigations in 2013 or more than 42 per day, on average, or almost 1.78 each hour of every day. None of this activity is classified as a reportable case and, therefore, is not tallied in the call-load figures expressed elsewhere on this report. Again, the Board should understand that this is self-initiated activity and not counted as a call or calls.

The average Patrol Officer did the following during the year:

- Responds to 660 incidents
- Responds to 50 traffic accidents
- Arrests 34 felons and misdemeanants
- Arrests 36 summary criminal violators
- Contacts 402 traffic violators
- Drives 12,612 miles on patrol

In 2013, 431 persons were charged with "Driving Under the Influence" (DUI), which increased from 424 DUIs effected in 2012. Northern York County Regional Police officers continue to arrest intoxicated drivers at a far greater rate than their counterparts across the state. A ten-year recap illustrates the efforts made to keep our citizens safe.

2013 - 431
2012 - 424
2011 - 472
2010 - 394
2009 - 398
2008 - 369
2007 - 302
2006 - 278
2005 - 295
2004 - 258

During this period, we have arrested 3,621 persons for DUI or an average of 362.1 per year. Corporal Becker and Officers Isaiah Emenheiser and Daniel Zimmerman were recognized by the Pennsylvania DUI Association for their outstanding efforts in 2012.

There were 68 drunk drivers involved in motor vehicle accidents, which reflects 17.09% of the total drivers charged with DUI. Of the 431 people arrested, 308 or 71.61% were male and 123 or 28.39% were female. Those arrested for DUI, on average, had a blood alcohol concentration of .16% or two times the legal limit. The highest blood alcohol reported in 2013 was .376% or 4.7 times the legal limit.

There were 34 DUI offenders who were under the age of 21. This accounted for 8.54% of the total.

DUI arrests, where drugs are the cause of intoxication, are classified by the higher UCR value attached to drug usage. During 2013, thirty-three (33) "Drivers Under the Influence" were found to be under the influence of drugs and, therefore, charged with DUI/Drugs and, as a result, removed from the population of traditional "Drivers Under the Influence" for accurate reporting.

The Department also engaged in a York County program called "Target 25". Statistically, 25% of the DUI offenders have been charged with DUI previously. Offenders that are not first time offenders are charged, and arraigned and placed under supervision immediately. The purpose of this program is to monitor repeat offenders quicker, thus making the roadways safer. During 2013, we processed 125 offenders as "Target 25".

Overall Criminal Activity

For reporting purposes, each municipality's geographic area is identified as a "district" or multiple "districts". The district concept is what allows us to track specific issues or trends in smaller geographic regions of a municipality.

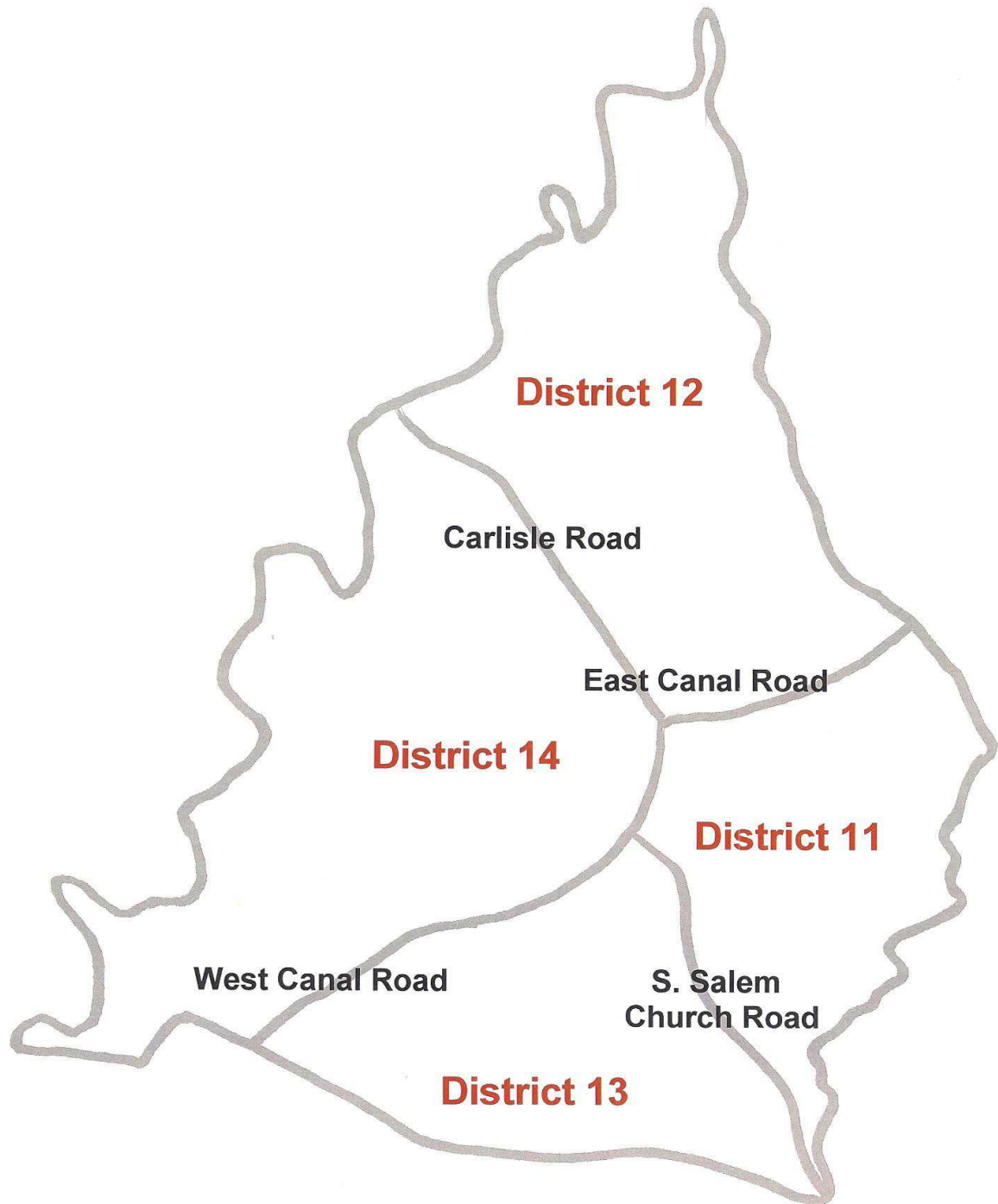
A map of each municipality's district(s) are included in this report along with five general types of activity--Part I Crimes, Part II Crimes, Motor Vehicle Accidents, Municipal Ordinance Violations, and All Other Incidents. This will show the activity type and the percentage as it pertains to each district in your municipality.

Table II reflects each municipality's overall activity by total number and percentage. Refer to pages 13 through 24 for individual municipal district activity.

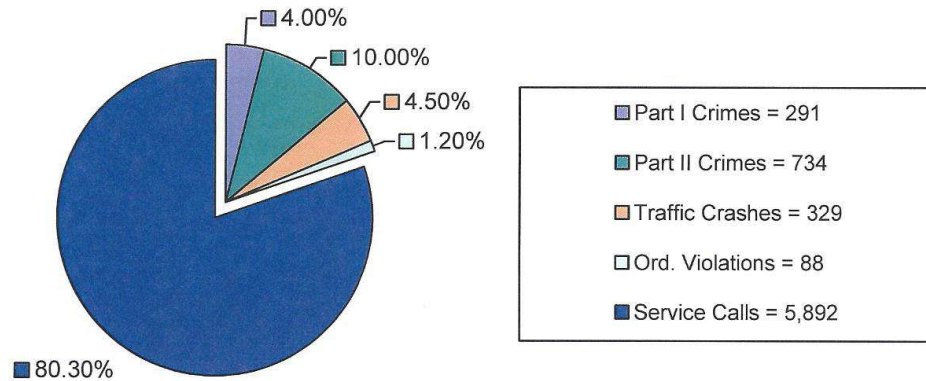
TABLE II
ACTIVITY BY MUNICIPALITY

MUNICIPALITY	Part I Crimes	%	Part II Crimes	%	Traffic Crashes	%	Ordinance Violations	%	All Other Calls	%	Total Calls
Dover Twp	291	4.0%	734	10.0%	329	4.5%	88	1.2%	5,892	80.3%	7,334
Dover Borough	49	5.3%	131	14.2%	57	6.2%	20	2.2%	664	72.1%	921
Manchester Twp	312	4.0%	763	9.7%	746	9.5%	81	1.0%	5,947	75.8%	7,849
Paradise Twp	35	2.9%	114	9.6%	114	9.6%	9	0.8%	915	77.1%	1,187
Conewago Twp	119	4.2%	295	10.4%	204	7.2%	26	0.9%	2,191	77.3%	2,835
North York Boro	58	3.7%	269	17.0%	62	3.9%	29	1.8%	1,160	73.5%	1,578
Franklin Twp	40	3.2%	115	9.1%	68	5.4%	25	2.0%	1,009	80.3%	1,257
Jackson Twp	131	4.5%	266	9.1%	186	6.3%	31	1.1%	2,318	79.1%	2,932
NYCRPD	1,035	4.0%	2,687	10.4%	1,766	6.8%	309	1.2%	20,096	77.6%	25,893

Dover Township District Map



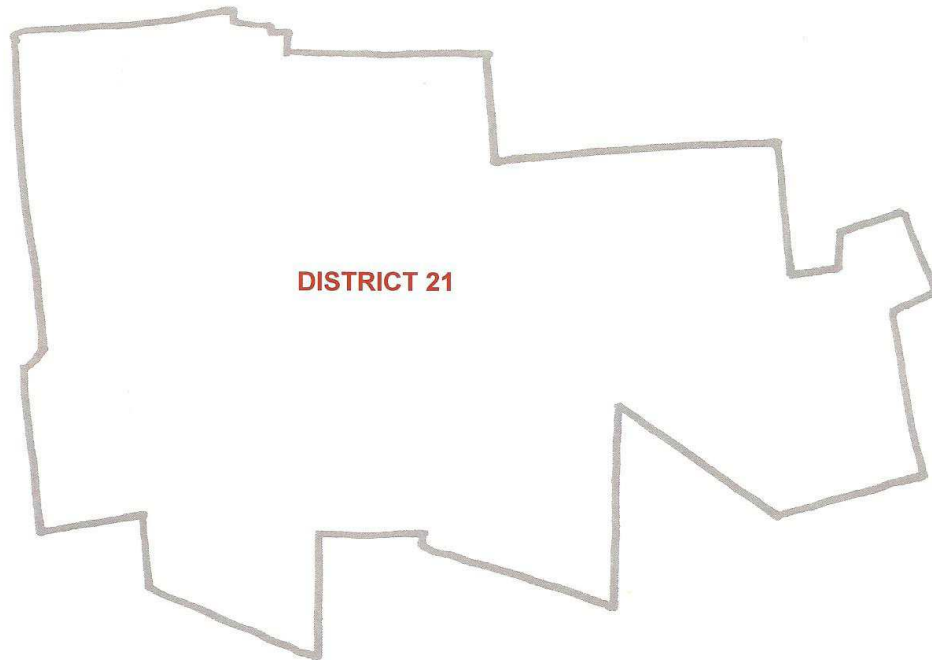
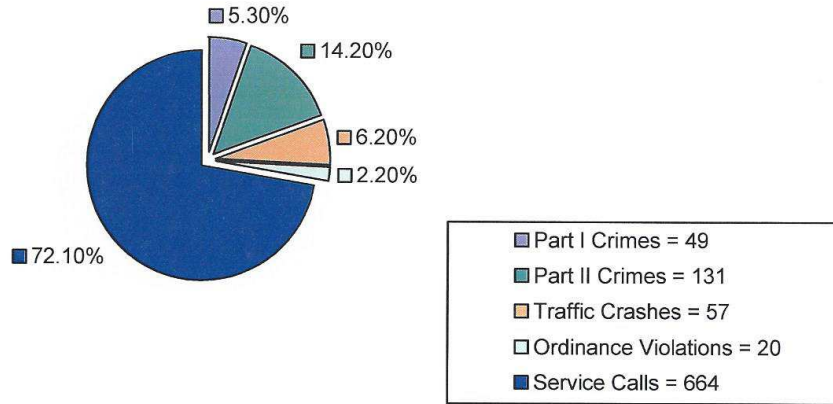
Dover Township Activity



Dover Township Activity by District

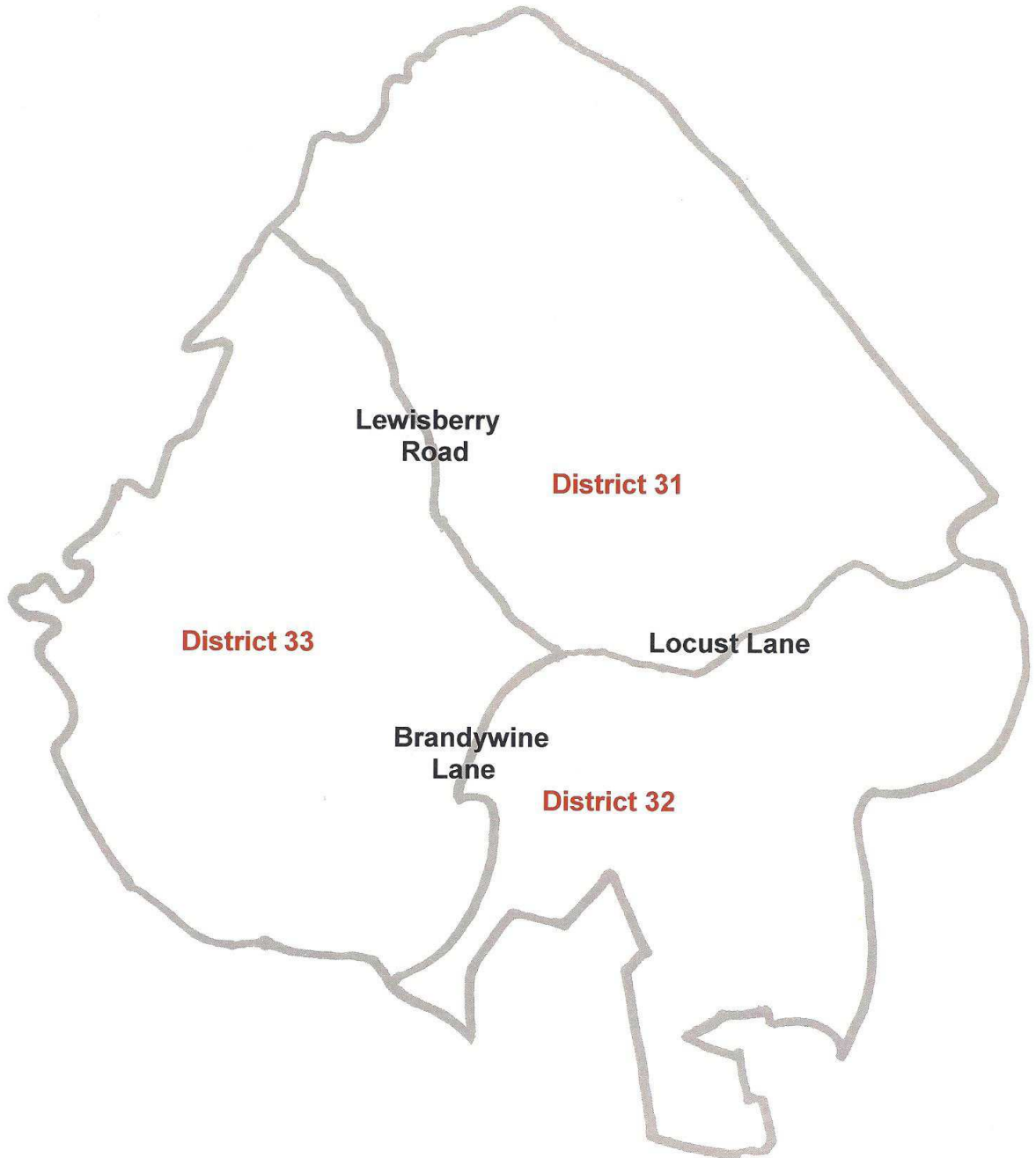
Incident Type	Total	District 11		District 12		District 13		District 14	
		Calls	%	Calls	%	Calls	%	Calls	%
Part I Crimes	291	206	70.79%	35	12.03%	24	8.25%	26	8.93%
Part II Crimes	734	513	69.89%	88	11.99%	58	7.90%	75	10.22%
Traffic Crashes	329	205	62.31%	35	10.64%	37	11.25%	52	15.81%
Ord Violations	88	65	73.86%	3	3.41%	5	5.68%	15	17.05%
Service Calls	5892	3788	64.29%	1143	19.40%	402	6.82%	559	9.49%

Dover Borough Activity

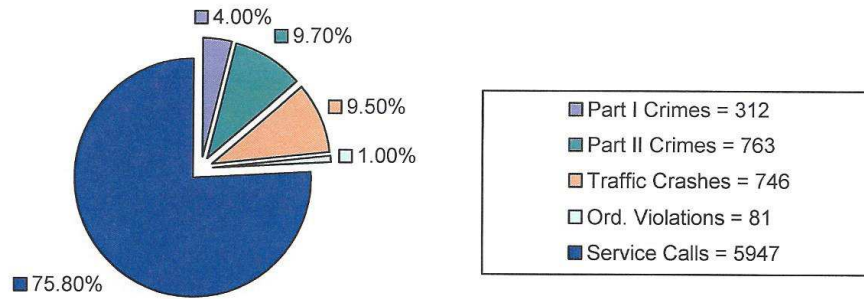


Total	Part I Crimes		Part II Crimes		Traffic Crashes		Ord Violations		Service Calls	
	Calls	%	Calls	%	Calls	%	Calls	%	Calls	%
921	49	5.32%	131	14.22%	57	6.19%	20	2.17%	664	72.10%

Manchester Township District Map



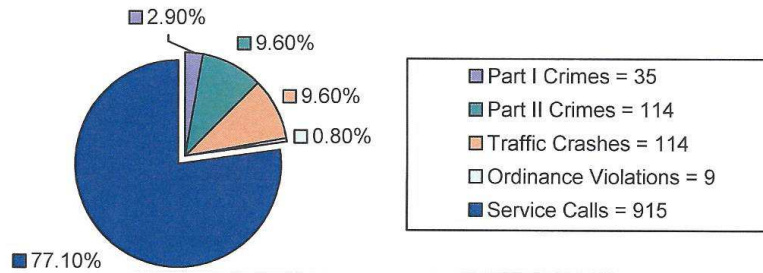
Manchester Township Activity



Manchester Township Activity by District

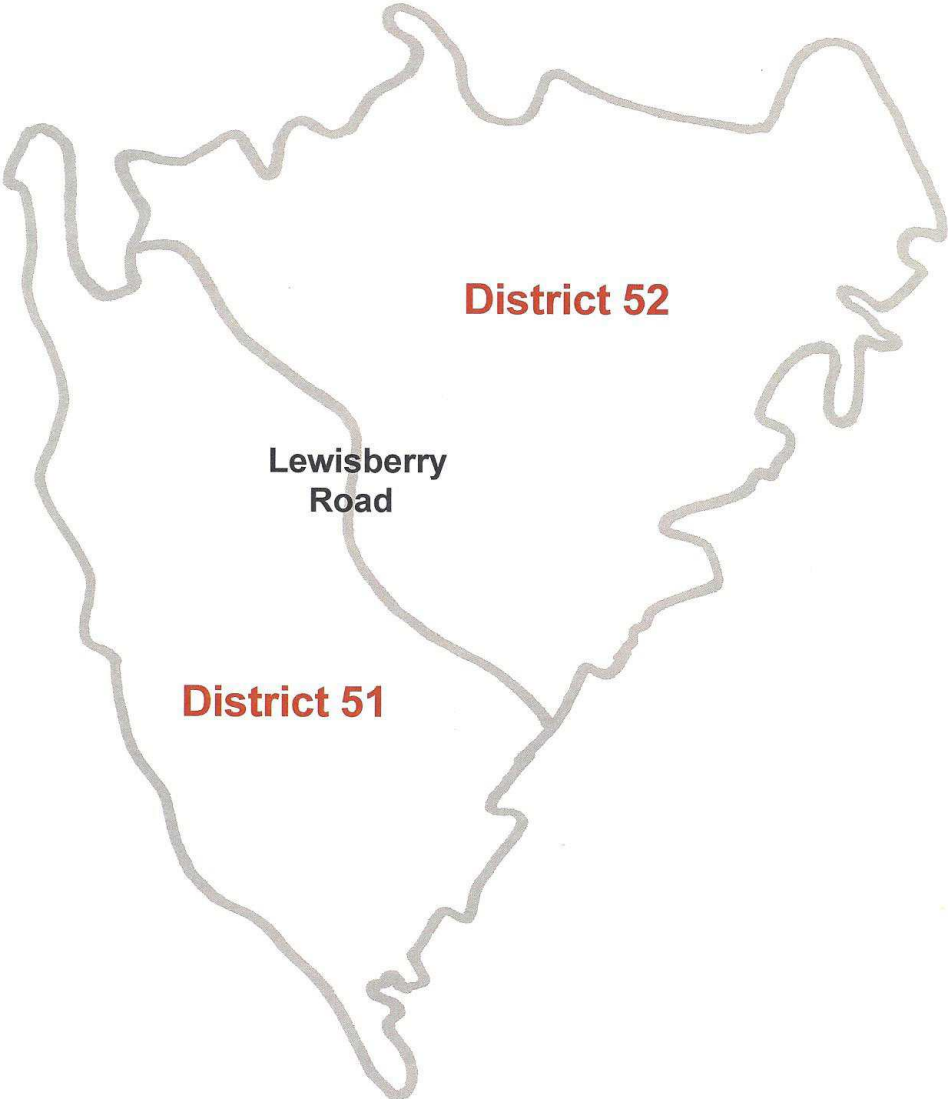
Incident Type	Total	District 31		District 32		District 33	
		Calls	%	Calls	%	Calls	%
Part I Crimes	312	65	20.83%	185	59.29%	62	19.87%
Part II Crimes	763	79	10.35%	567	74.31%	117	15.33%
Traffic Crashes	746	157	21.05%	488	65.42%	101	13.54%
Ord Violations	81	15	18.52%	42	51.85%	24	29.63%
Service Calls	5947	1220	20.51%	3474	58.42%	1253	21.07%

Paradise Township Activity

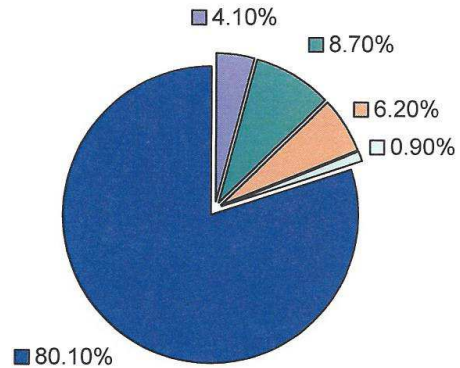


Total	Part I Crimes		Part II Crimes		Traffic Crashes		Ord Violations		Service Calls	
	Calls	%	Calls	%	Calls	%	Calls	%	Calls	%
1187	35	2.95%	114	9.60%	114	9.60%	9	0.76%	915	77.09%

Conewago Township District Map



Conewago Township Activity

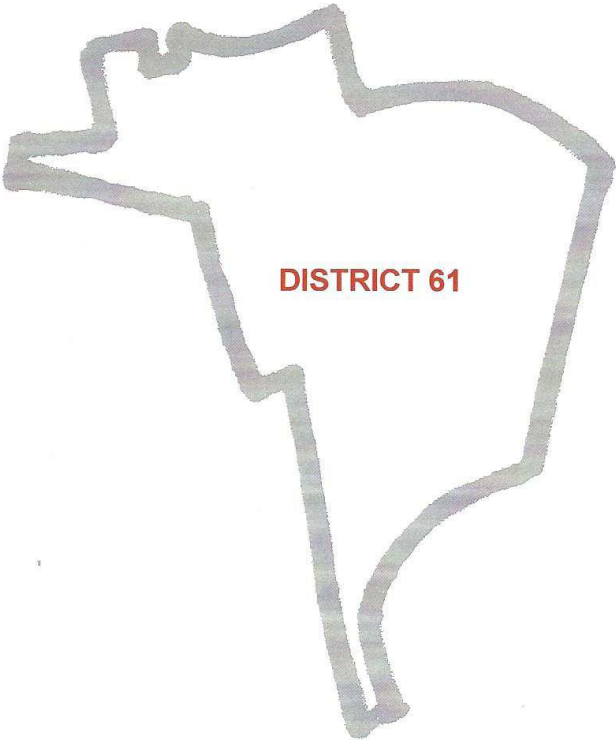
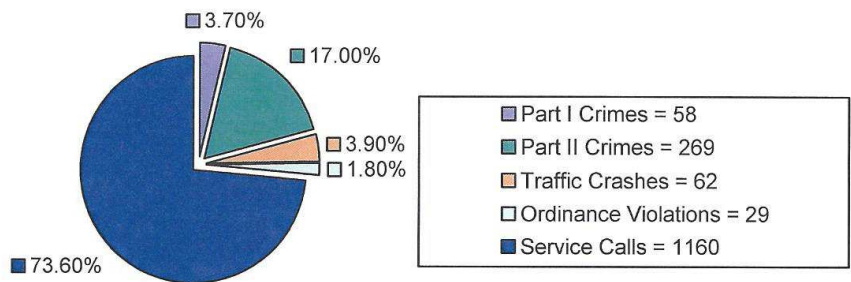


■ Part I Crimes = 119
 ■ Part II Crimes = 295
 ■ Traffic Crashes = 204
 ■ Ord. Violations = 26
 ■ Service Calls = 2191

Conewago Township Activity by District

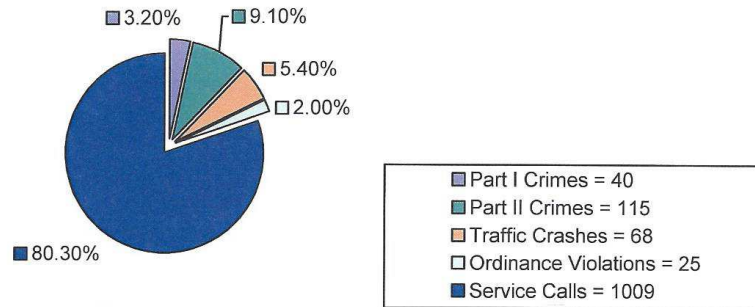
Incident Type	Total	District 51		District 52	
		Calls	%	Calls	%
Part I Crimes	119	49	41.18%	70	58.82%
Part II Crimes	295	119	40.34%	176	59.66%
Traffic Crashes	204	66	32.35%	138	67.65%
Ord Violations	26	9	34.62%	17	65.38%
Service Calls	2191	715	32.63%	1476	67.37%

North York Borough Activity



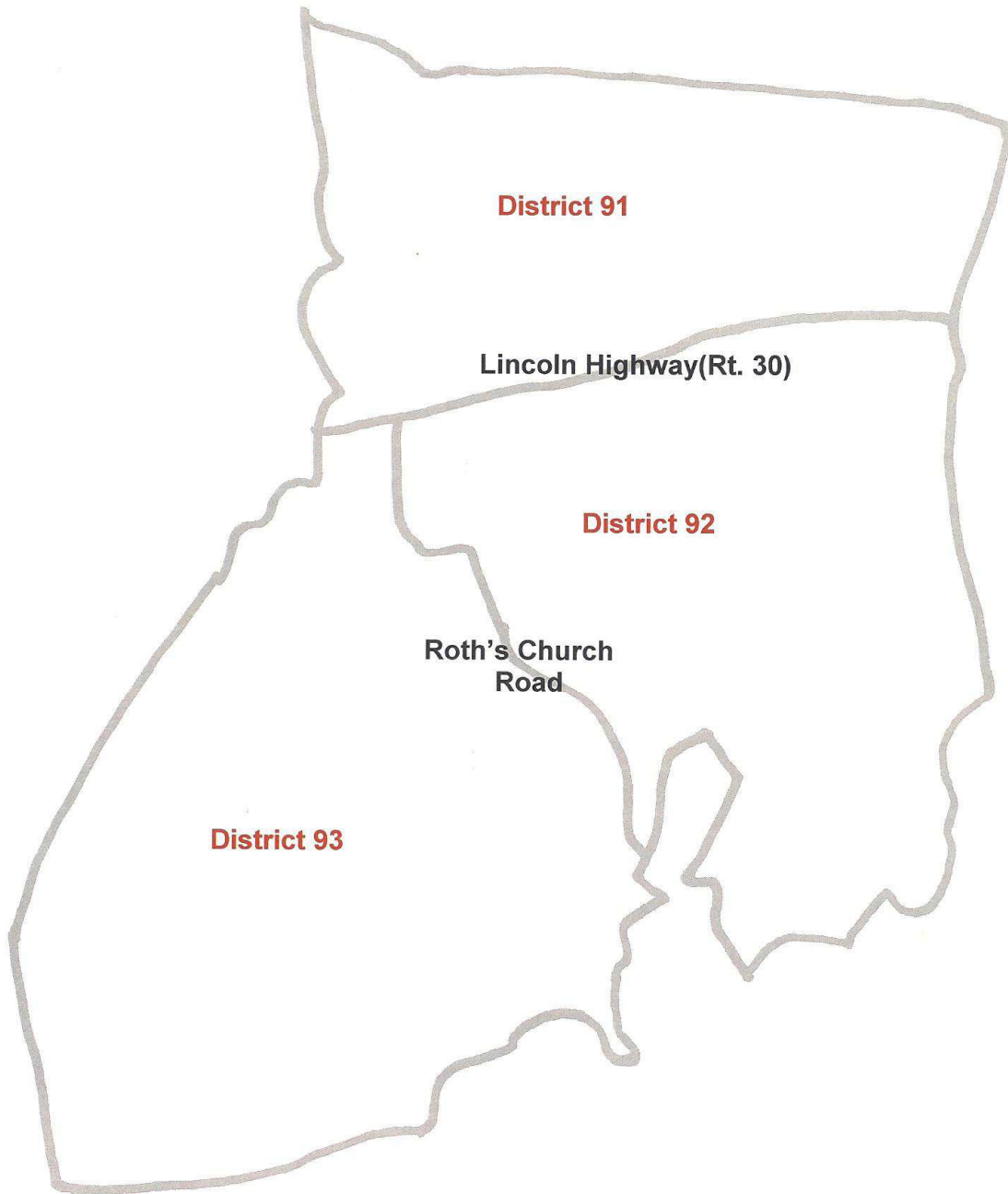
Total	Part I Crimes		Part II Crimes		Traffic Crashes		Ord Violations		Service Calls	
	Calls	%	Calls	%	Calls	%	Calls	%	Calls	%
1578	58	3.68%	269	17.05%	62	3.93%	29	1.84%	1160	73.51%

Franklin Township Activity

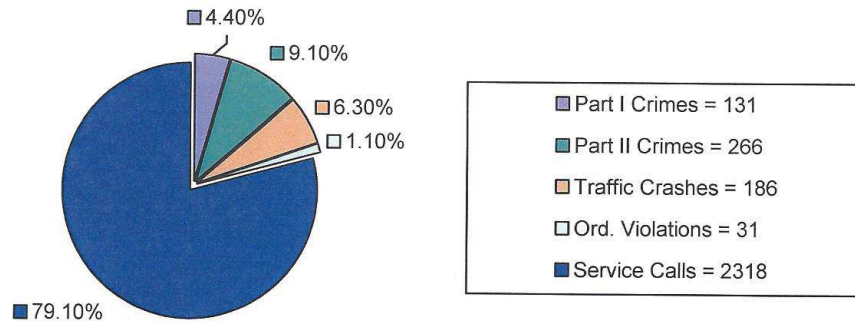


Total	Part I Crimes		Part II Crimes		Traffic Crashes		Ord Violations		Service Calls	
	Calls	%	Calls	%	Calls	%	Calls	%	Calls	%
1257	40	3.18%	115	9.15%	68	5.41%	25	1.99%	1009	80.27%

Jackson Township District Map



Jackson Township Activity



Jackson Township Activity by District

Incident Type	Total	District 91		District 92		District 93	
		Calls	%	Calls	%	Calls	%
Part I Crimes	131	55	41.98%	31	23.66%	45	34.35%
Part II Crimes	266	97	36.47%	84	31.58%	85	31.95%
Traffic Crashes	186	44	23.66%	82	44.09%	60	32.26%
Ord Violations	31	8	25.81%	16	51.61%	7	22.58%
Service Calls	2318	654	28.21%	833	35.94%	831	35.85%

Serious Crime

The 1,035 reported crimes classified as Part I Offenses under the FBI Uniform Crime Report System are the most serious crimes. Serious crime was down 15.79% (194 incidents) in our entire jurisdiction. Part I crimes include: Homicide, Manslaughter, Rape, Robbery, Aggravated Assault, Burglary, Theft, Auto Theft and Arson. Serious crimes were reported to municipalities numbering 291 cases in Dover Township (63 cases less than last year), 49 cases in Dover Borough (10 cases less than last year), 312 cases in Manchester Township (122 less cases than last year), 35 cases in Paradise Township (25 cases less than last year), 119 cases in Conewago Township (5 cases less than last year), 58 cases in North York Borough (4 cases less than last year), 40 cases in Franklin Township (11 cases more than last year), and 131 cases in Jackson Township (24 cases more than last year). Our overall Department clearance rate for these crimes is **43.57%** compared to 46.46% in 2012. The Statewide clearance average in 2012 was 30.1%. The County average in 2012 was 35.6%.*

*Figures for state and county averages based on the most current UCR Data, which is 2012.

A breakdown of the Part I crimes over three years reported to our Department can be viewed on Table III.

TABLE III
PART I – CRIMES

CRIME CLASSIFICATION	REPORT CASES			2012/2013
	2011	2012	2013	Inc/Dec
Homicide/Inv. Man	0	2	2	0
Rape	16	4	6	2
Robbery	24	14	14	0
Aggravated Assault	54	35	35	0
Burglary	147	102	139	37
Theft	936	1,026	802	-224
Auto Theft	33	39	25	-14
Arson	15	7	12	5
NYCRPD	1,225	1,229	1,035	-194

A formula is available to numerically chart or indicate a municipality's crime rate in finite terms. The rate is determined by dividing 100,000 by a municipality's population; times the Part I reported crimes. The overall regional jurisdiction experienced an annual decrease (15.78%) in the crime rate. Municipal crime rates appear for review on Table IV.

TABLE IV
MUNICIPAL CRIME RATE

MUNICIPALITY	POPULATION	PART I CRIMES			2013	2012/2013
		2011	2012	2013	Crime Rate	Inc/Dec
Dover Twp	21,078	326	354	291	1,380.59	-298.89
Dover Borough	2,007	55	59	49	2,441.45	-498.26
Manchester Twp	18,161	433	434	312	1,717.97	-671.77
Paradise Twp	3,766	34	60	35	929.37	-663.84
Conewago Twp	7,510	139	124	119	1,584.55	-66.58
North York Boro	1,914	93	62	58	3,030.30	-208.98
Franklin Twp	4,678	40	29	40	855.07	235.14
Jackson Twp	7,494	105	107	131	1,748.07	320.26
NYCRPD	66,608	1,225	1,229	1,035	1,553.87	-291.26

Less Serious Crime

The 2,687 reported crimes, classified as Part II offenses under the FBI Uniform Crime Report System are less serious crimes. Part II Crimes decreased (111 cases) or 3.97% in 2013. Our overall Department clearance rate for these crimes was **84.11%** compared to 83.49% in 2012. The statewide clearance, Part II average in 2012 was 58.7% and the County average was 63.5%.* Our grand total clearance rate for both Part I and Part II crime was **72.84%** compared to 72.19% last year. A three-year review of these crimes appears on Table V.

*Figures for state and county averages based on the most current UCR Data, which is 2012.

TABLE V
PART II CRIMES

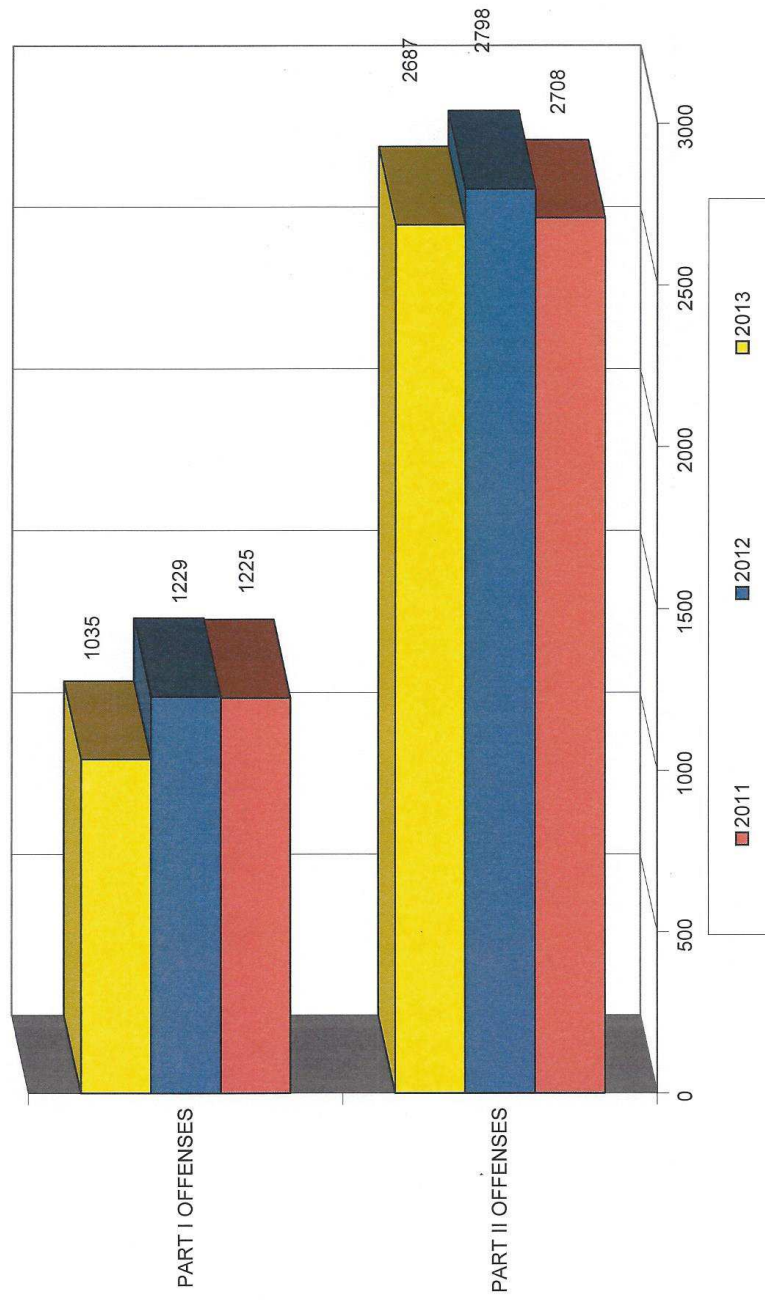
CRIME CLASSIFICATION	REPORTED CASES			2012/2013
	2011	2012	2013	Inc/Dec
Simple Assault	547	604	558	-46
Forgery	23	28	18	-10
Fraud	110	87	108	21
Embezzlement	1	0	0	0
Rec. Stolen Property	8	3	6	3
Vandalism	516	553	441	-112
Poss. of Weapons	16	25	15	-10
Prostitution	0	1	2	1
Sex Offenses	58	57	47	-10
Drug Laws	108	145	139	-6
Gambling	0	0	0	0
Family Offenses	5	7	15	8
DUI*	472	424	396	-28
Liquor Laws	57	54	33	-21
Public Drunkenness	86	84	75	-9
Disorderly Conduct	376	383	465	82
Others**	325	343	369	26
NYCRPD	2,708	2,798	2,687	-111

** See Appendix "A" (all other classifications under UCR; does not include township/borough ordinances)

A three year review of Part I and Part II offense history is reflected on Chart IV.

CHART IV

PART I AND PART II OFFENSES CALL HISTORY



Service Calls

As mentioned earlier, national averages indicate that approximately 80% of all calls received by police will be "service" in nature. We found ours to be 85.63% this year. Municipalities as shown on Table VI generated these 25,893 calls.

TABLE VI
MUNICIPAL CALLS FOR SERVICE

MUNICIPALITY	TOTAL CALLS			SERVICE CALLS			% of TOTAL	
	2011	2012	2013	2011	2012	2013	2012	2013
Dover Twp	7,986	7,368	7,334	6,924	6,287	6,309	85.33%	86.02%
Dover Borough	1,148	989	921	962	821	741	83.01%	80.46%
Manchester Twp	8,682	8,505	7,849	7,409	7,160	6,774	84.19%	86.30%
Paradise Twp	1,259	1,291	1,187	1,116	1,092	1,038	84.59%	87.45%
Conewago Twp	3,183	3,044	2,835	2,777	2,654	2,421	87.19%	85.40%
North York Boro	1,601	1,588	1,578	1,256	1,269	1,251	79.91%	79.28%
Franklin Twp	1,211	1,077	1,257	1,105	962	1,102	89.32%	87.67%
Jackson Twp	3,075	3,074	2,932	2,663	2,664	2,535	86.66%	86.46%
NYCRPD	28,145	26,936	25,893	24,212	22,909	22,171	85.05%	85.63%

Alarms

Response to alarms is classified as a service call. After several municipal alarm ordinances were revised and fines were increased for false alarms, alarms, by and large, continued to decrease. This year, alarms decreased by 3.3%.

In 2013, total alarm dispatches accounted for 1,701 of the total call load or 6.5%. Last year, alarms accounted for 1,759 of the total call load or 6.5%.

A municipal alarm overview, which compares the number of alarms to the total number of calls in each municipality, finds that we handled 350 or 4.7% in Dover Township, 25 or 2.7% in Dover Borough, 798 or 10.1% in Manchester Township, 55 or 4.6% in Paradise Township, 185 or 6.5% in Conewago Township, 56 or 3.5% in North York Borough, 37 or 2.9% in Franklin Township, and 195 or 6.6% in Jackson Township. The workload generated by alarms for the Administrative Assistant remains considerable due to the time-consuming procedures for reporting, invoicing and the associated fiscal record keeping and payments to municipalities in accordance with the revised municipal ordinances.

Vehicle Accidents

Accident investigations are also classified within the concept of a service call. We again experienced a slight increase in the accidents we investigated this year. The 1,766 accidents reflect an increase of 29 crashes or 1.65% compared to 2012. Injury accidents investigated were 309, which decreased by 29 from 2012. In addition, we investigated 7 fatal accidents (7 deaths) reflecting an increase of 5. (A municipal breakdown of this information is shown on Table VII.)

TABLE VII
MUNICIPAL ACCIDENT ACTIVITY

MUNICIPALITY	Accidents			Injury Accidents			Fatal Accidents			Deaths		
	2011	2012	2013	2011	2012	2013	2011	2012	2013	2011	2012	2013
Dover Twp	362	358	329	73	69	77	1	1	2	1	1	2
Dover Borough	50	44	57	8	6	6	0	0	0	0	0	0
Manchester Twp	706	679	746	99	123	106	2	1	1	2	1	1
Paradise Twp	107	117	114	13	26	31	1	0	0	1	0	0
Conewago Twp	192	189	204	43	42	34	0	0	0	0	0	0
North York Boro	80	87	62	9	10	6	0	0	0	0	0	0
Franklin Twp	63	54	68	10	18	13	1	0	1	1	0	1
Jackson Twp	197	209	186	53	44	36	3	0	3	3	0	3
NYCRPD	1,757	1,737	1,766	308	338	309	8	2	7	8	2	7

Over the past 10 years, 68 people were killed in fatal traffic accidents. We continue to seek ways to reduce accidents and save lives using various methods. The enforcement of traffic offenses continues to be of high priority. We hope that our uniformed presence during traffic enforcement will have some deterrent effect on not only the violator, but also the motoring public. We continue to offer educational programs to the public in defensive driving and addressing community concerns with traffic issues. We remain vigilant in reporting dangerous road conditions to both our municipalities and PennDot. Our goal is to continue all of these efforts in an attempt to make our highways safer.

FIELD SERVICES DIVISION Criminal Investigation Section

The primary responsibility for follow-up investigations of serious crime is vested in the Criminal Investigation Section of the Field Services Division. This section is staffed with a Sergeant who supervises three full-time investigators and an officer temporarily detached from patrol.

The Detective Sergeant is responsible for the review of all criminal reports, supervision at all major crime scenes, staff review of all major criminal cases, liaison with other agencies regarding effective information exchange and coordination of investigative efforts, and preparing the Criminal Investigation Section schedule.

Other duties of the Criminal Investigation Section include:

- Assist the Patrol Division with fatal accident and death investigations
- Serves as the system manager of the Department's automated evidence management system—this includes tracking, retention, storage, and transportation of evidence for laboratory testing
- Participating in crime prevention and reduction programs, which includes working specialized details in areas where criminal activities are prevalent
- Surveillance and specialized electronic applications
- Perform polygraph examinations
- Investigation and reporting of complex and time intensive investigations, which require follow-up function and dedication of time-based assets
- Liaison and analysis of information between Federal, State, and other local law enforcement agencies

Part I and Part II crimes showed a decrease during 2013, therefore, the total number of cases referred to the investigative division decreased. The promotion of former investigators to the patrol supervision ranks is paying dividends. We can be more selective of the cases assigned to the investigative division which has yielded higher arrest numbers.

In 2013, 640 incidents were investigated by CID compared to 750 in 2012. One of those cases was classified a homicide, which is one less than 2012. CID closed 565 or 88.3% of the 640 incidents investigated. CID produced 270 arrests in 2013 which is 18 more than the 252 produced in 2012. The breakdown of arrests is as follows. There were 188 felony arrests in 2013 compared to 165 in 2012. 65 misdemeanor arrests were produced by the unit in 2013 compared to 74 in 2012. There were 17 non-traffic summary arrests in 2013 which is up from 13 in 2012. It should be noted that during 2013 investigators consolidated 178 cases with existing charges, which is up from the 170 in 2012. CID submitted 640 reports and 2,886 supplemental reports.

As a result of criminal investigations, more than 2,000 pieces of evidence were collected from crime scenes and suspects. Twice per month, evidence that is believed to have value is transported to the Pennsylvania State Police Forensic Laboratory. This year 358 pieces of evidence were transported to the lab and then returned to our evidence room.

The forensic analysis of computer related items continued this year for our agency and other police departments. Our Department analyzed 231 pieces of electronic equipment in 2013 which is up from 169 analyzed in 2012. Of the 231 pieces of electronic equipment, 125 pieces (53 computers and 72 cell phones) were analyzed for outside agencies. The remaining 106 pieces of equipment (35 computers and 71 cell phones) were analyzed for our agency. A total of 953 hours were spent processing phones and other types of digital media. Of the 953 processing hours, 486 hours or 50.9% of the time was for outside agency requests and 467 hours or 49.1 % of the time was for our agency.

In 2013, there were 53 interviews conducted at the Children's Advocacy Center (CAC) compared to 43 conducted at the CAC in 2012. The CAC is a neutral location used to interview children who are victims of sexual and physical abuse.

The following paragraphs provide a brief synopsis of major crimes investigated within each municipality during 2013:

DOVER TOWNSHIP

A York Haven man was arrested for Attempted Homicide and Arson after he intentionally set a residence on fire in the early morning hours with multiple people sleeping inside. An investigator was able to identify the defendant after locating and interviewing several witnesses who were with the defendant. The victims sustained no injuries from this incident.

Two York City men were charged with 8 Commercial Burglaries involving scrap metals from a township business. An investigator determined the defendant's identities after reviewing surveillance video and conducting interviews.

A York City man was charged with Threatening to Use Weapons of Mass Destruction and related charges after he left a message at local newspaper company threatening to blow up NYCRPD and Springettsbury Twp. Police Stations. Investigators examined cell phone records and utilized voice recognition to locate and arrest the defendant.

DOVER BOROUGH

Four Dover juveniles were arrested for Robbery after they took money and pizzas at gunpoint from a local pizza delivery man. The juveniles were identified by investigators after discovering evidence of the Robbery during a separate assault investigation. The victim was not injured during the incident.

A Dover Township man was arrested for two residential burglaries that included the theft of rare coins and identity theft. . An investigator observed the male on surveillance video using the victim's credit card and pawning the coins.

MANCHESTER TOWNSHIP

A township man killed his wife and then himself in a murder/suicide incident at the home they shared with other family members. Investigators determined the couple had been having marital problems that possibly led to the incident.

Two shootings occurred in the parking lot area of the Belmont Club on W. 11th Ave. A York City man was arrested on scene for attempted homicide for one shooting, and the other incident is still being actively investigated. Both victims are recovering from their injuries.

A township resident was arrested for possession & distribution of child pornography after investigators followed up on suspicious incident involving a juvenile. A search of the defendant's vehicle and storage unit yielded a large amount of child pornography on several types of media that led to a federal indictment.

A Lancaster County man was arrested for Bank Robbery after holding up the M & T Bank on Loucks Rd. The Defendant was identified as being a serial Bank Robber that had hit multiple banks in York and Lancaster Counties after investigators teamed up with Authorities in those jurisdictions to investigate the case.

PARADISE TOWNSHIP

A Dillsburg area man was arrested for a several thousand dollar jewelry theft from a residence. An Investigator conducted interviews and determined the stolen jewelry was sold at a Hanover area jewelry store.

A Florida man was arrested for theft after misrepresenting the condition of a vintage automobile he had listed for sale on the internet. The victim returned the automobile due to its poor condition, but the defendant failed to return the all monies that were paid.

CONEWAGO TOWNSHIP

A man and woman from York City were charged with making counterfeit \$100.00 bills after a township resident attempted to pass one of the bills at a local Grocer. The two defendants were determined to be responsible through interviews.

An out of state Megan's law Offender was arrested for failure to register his change of address properly after investigators learned he was working at a Township automobile business.

NORTH YORK BOROUGH

A man from York City was arrested for Attempted Homicide after shooting a victim multiple times in the groin area after a fight at a party inside a residence. The victim is still recovering from his injuries.

A York Township man was found partially clothed and deceased in his vehicle in a borough parking lot. An investigation determined the male died at an acquaintance's home in Lancaster County. Lancaster County authorities charged the acquaintance with Abuse of a Corpse and related charges.

FRANKLIN TOWNSHIP

Three Virginia residents with ties to the Crypts street gang were charged with Robbery and Assault after a home invasion where several assault rifles were taken, as well as, the residents being assaulted and duct taped. An investigator identified the suspects by following-up on victim statements, and the help of Law Enforcement in Virginia. The victims have recovered from injuries sustained in the incident.

A Township man and two Dillsburg area juveniles were arrested for a several thousand dollar Burglary of power tools from a local business. An investigator followed-up on a tip from the public and was able to locate the stolen items at one of the defendant's residences.

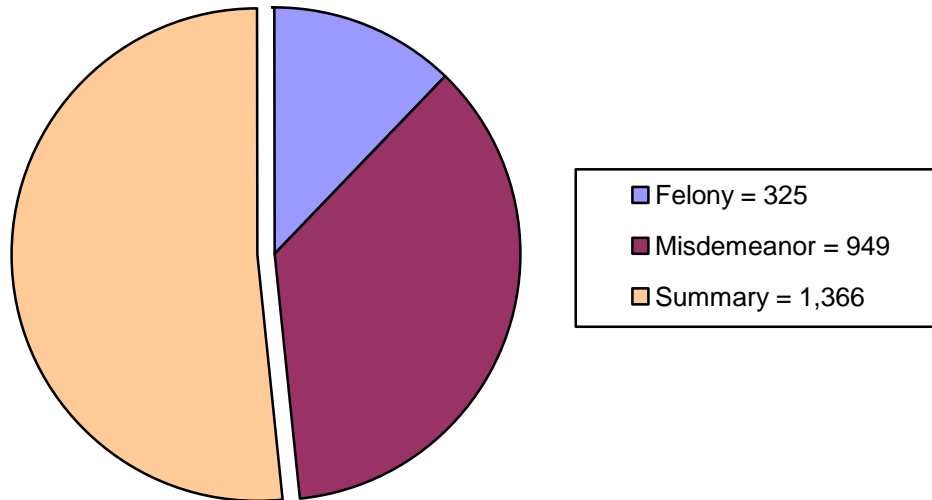
JACKSON TOWNSHIP

A Camp Hill man was arrested for stealing hundreds of dollars worth of scrap metal from a township trucking business. The defendant was identified after a surveillance photo was released to the media, and an employee of a local metal recycling business recognized his photo.

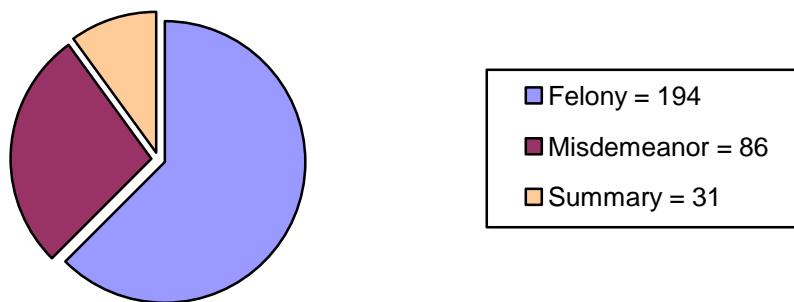
A township juvenile was arrested for 8 commercial burglaries of a local flea market. An investigator was able to locate and arrest the defendant after examining evidence left at the scene and watching surveillance video.

CHART V

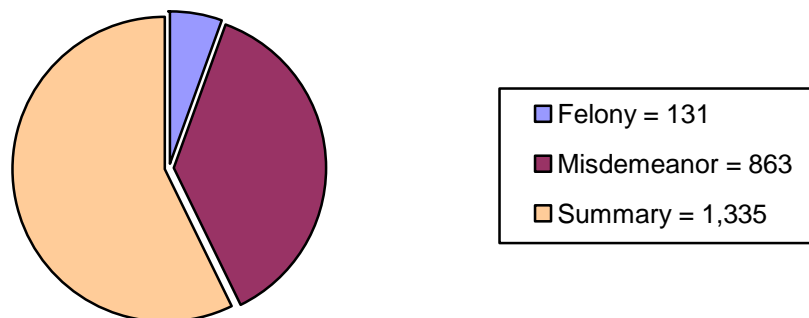
Total Department Criminal Arrests



Criminal Investigative Division Arrests



Patrol Division Arrests



Community Police Unit

The "Community Police Unit" presented a total of 66 programs in 2013, reaching out to over 9,300 people. Of these, 35 programs were presented to our local schools and more than 2,070 students were addressed through a variety of assemblies and in-class seminars. These programs ranged from personal safety issues to drug awareness. Also, the CPO Unit hosted 31 civic programs with 4,000 persons in attendance. There were 31 child car seat checks completed by our certified car seat technician.


Since 2011, the Department participated in the Drug Enforcement Administration's (DEA) National Drug Take-Back Program. This program offers the public a convenient way to dispose of unused and expired prescription medication. Twice during 2013 an officer was stationed at the Giant Food Store in Dover Township. On those two occasions, citizens deposited over 124 pounds of unused and expired medication.

Early November 2012, the York County Solid Waste Authority contacted the Department and purchased a permanent drug take back box for our lobby. The drug box is accessible to the public during business hours. During 2013, we collected more than 286 pounds of prescription medication for destruction.

In addition, the Unit has also been involved with community concerns and activities with everything from problems with traffic flow and speeding motorists to the coordinating of benefit runs, parades, and block watch events. The Community Police Officer (CPO) instructed two classes in "Defensive Driving" involving 45 participants, age 16 and older. Throughout the history of the classes, the CPO unit has taught over 660 "students" this defensive driving program.

"Officer Dorothy" was utilized in 16 programs at the schools and at local civic events with more than 2,800 people attending. Several donations were received throughout the year for the "Officer Dorothy" Program, totaling \$2,294.12.

Thank you for supporting
National Night Out 2013



The Northern York County Regional Police Department held its second National Night Out Event on Tuesday August 6, 2013 at the Union Fire and Hose Company in Dover Borough.

The premise behind National Night Out is to forge partnerships between law enforcement and members of the community to aid in crime prevention and create a safer community for families. The evening was a complete success!

Over 1,900 members of our community attended National Night Out. The evening included a free community cookout with displays/demonstrations from local emergency responders, businesses, and social agencies. Activities for children included a bounce house, face painting, lacrosse, and a dunk tank. The event was made possible by donations from local businesses and corporate sponsorship.

The NYCRPD is grateful to the National Night Out Steering Committee, the Union Fire and Hose Company, the Dover Lions Club, Weiglestown Lions Club, and all the volunteers for their countless hours that made National Night Out a colossal success.

School Resource Officer (SRO)

Since 2008, the NYCRPD has been providing a School Resource Officer to the Spring Grove Area School District. The SRO, based at the high school, works 1,560 hours annually. The SRO is responsible for all law enforcement related issues at all district facilities with the exception of York New Salem Elementary School and the District Administration Building. This program has been well received and has generated many positive student/officer relationships. The SRO coordinates all security issues for school-related events.

During 2013, 386 incidents were handled. This is 67 more than 2012. Of the 386 incidents, 238 or 61.6% were at the high school, 57 or 14.89% were at the middle school, 30 or 7.8% were at the intermediate school, 24 or 6.29% were at the elementary schools, and 37 or 9.6% of the incidents related to security at school events.

The SRO instructed 93 classes at Spring Grove Schools during the calendar year 2013. Through these instructional activities, the SRO had the opportunity to interact with nearly 2,300 students or 72% of the total enrollment of 3,700. A breakdown of the SRO's instructional activities by grade level is as follows:

- High School: 60 instructional activities, 1,275 students
- Middle/Intermediate Schools: 21 instructional activities, 420 students
- Elementary Schools: 12 instructional activities, 596 students

SUPPORT SERVICES DIVISION

Records Section

The primary responsibility for gathering, compiling, and disseminating information lies with the Records Section. A Corporal (who supervises the civilians) and three civilian employees staff this section. The role of the Records Section is to insure and coordinate the rapid and orderly flow of information between the various components of the police department. One of the many integral functions is to provide data entry into the automated information system. The members also provide other varied services, including the greeting of all visitors to departmental headquarters and processing all insurance or other outside requests for information. The staff assigned to Records processed nearly one million records in 2013.

The information from the automated database continues to be vital in many tasks essential to department effectiveness and efficiency. These tasks include identification of crime patterns and trends, providing information to assist in the scheduling and distribution of manpower and the cohesive exchange of information with other agencies for the solution of crime.

Court Disposition Report

During 2013, 2,191 defendants exercised their constitutional option to a hearing at the District Court level. This is a 13.33% decrease from 2012. Of the 2,191 hearings, 1,861 or 84.94% were found guilty in summary (traffic and non-traffic) cases. At the York County Court of Common Pleas, 102 defendants appeared which is a decrease of 20.94% from 2012. Of the 102 cases, 88 or 86.27% were convicted. The 102 cases represented felony and misdemeanor charges as well as Summary Appeals and Indirect Criminal Contempt of Court cases.

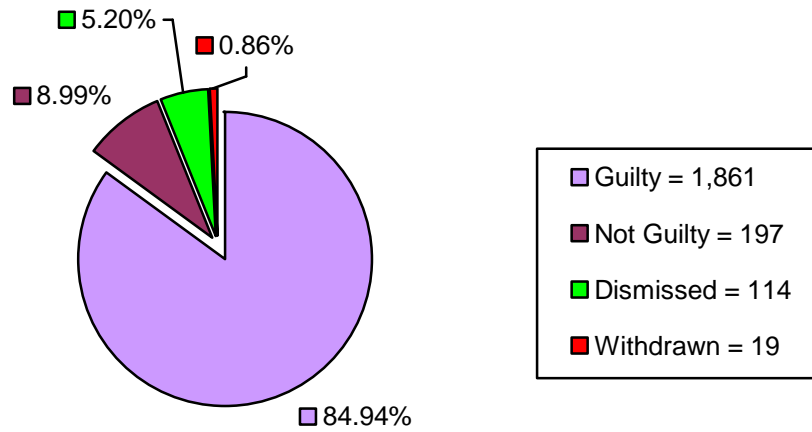
Of all court cases during 2013, 85.74% were held while the officer was on duty. Patrol officers had court appearances on duty 85.58% of the time and criminal investigators were on duty 92% of the time.

Court Liaison Officer

Overall, our court related cases that were held in an on-duty status increase nearly 8% by patrol officers. This increase was attributed to the Court Liaison Officer (CLO). The CLO was the Department's primary representative for traffic related cases at Magisterial District Judges offices 19-02-04, 19-03-07, and 19-03-10. In total, the CLO appeared at 1,093 traffic hearings or 63.50% of all traffic hearings and had a 92.31% conviction rate.

CHART VI

Total MDJ Hearings = 2,191



Total County Court Trials/Hearings = 129

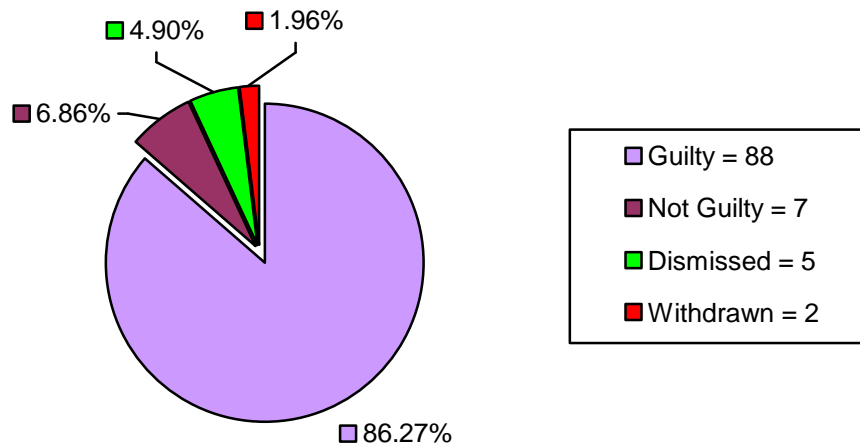
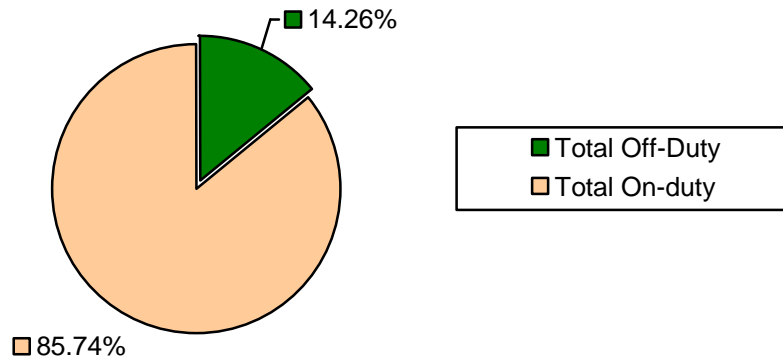
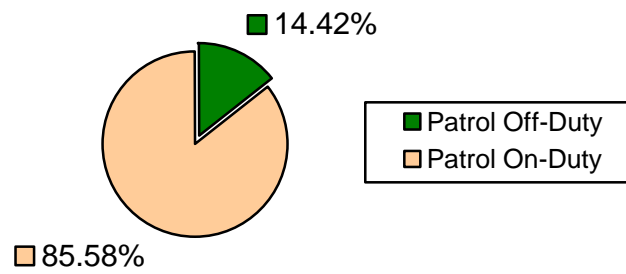


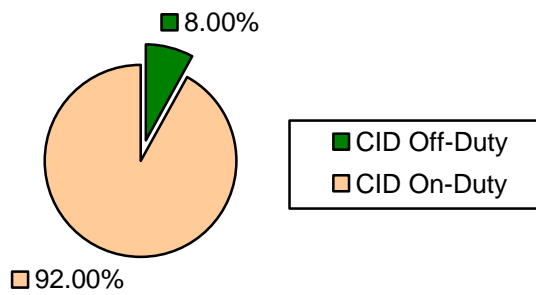
CHART VII
Total Hearings: Percent On-Duty/Off-Duty



Patrol Hearings On-Duty/Off-Duty



CID Hearings On-Duty/Off-Duty



Pennsylvania's Right to Know Law (Act 3 of 2008)

An added responsibility was placed on the Support Services Supervisor in the last five years that has become very time consuming. The "Right to Know" law required an "Open Records Compliance Officer" (ORCO), which currently is the supervisor of Support Services.

Throughout the year, there are many requests for documents by the public and other entities. These requests are handled by the ORCO. The process to respond to the requests is as follows:

- Department receives written request for document
- Document is researched and located
- Document is reviewed to determine what information can be released
- Redact all information that must be excluded
- Provide a written response to the requestor
- Maintain a written log of all requests and actions taken

In 2012, we processed 193 requests and 192 in 2013.

TRAINING REPORT

The Department continues to place strong emphasis on training. The philosophy of the Department being that mandated training is a minimum standard, not a maximum. The Department strives to avail all its members, both sworn and non-sworn, the opportunity to receive as much training as scheduling and budget permits. In addition to the annual training mandated by MPOETC, the Department affords both sworn and non-sworn staff the opportunity to attend a vast array of training in numerous functional areas. To that end, we were able to offer 3,893 hours of training during 2013.

Some of the significant training accomplishments for 2013 were:

- A sergeant, assigned to the Patrol Division, successfully completed the FBI National Academy.
- Three officers assigned to the Patrol Division successfully completed all phases of the Traffic Accident Reconstruction program.
- A member of the Criminal Investigation Unit completed the Attorney General's "Top Gun" narcotics course.

The Department continues to host various training events. By hosting the events at our facility, we can save on travel and lodging expenses while receiving complimentary tuition for our officers as the host agency. During 2013 the Department received \$9880.00 in tuition in exchange for hosting various training courses.

The following training was attended by NYCRPD staff during 2013:

Accident Reconstruction	Officer Involved Shooting Investigations
Advanced Traffic Crash Investigations	MCSAP Certification
Advanced Glock Armorer	MDC Certification
Advanced Roadside Impairment Driving Enforcement (ARIDE)	Mechanics of Arrest
Child Safety Seat Conference	Mental Health First Aid
Child Sexual Abuse	Missing and Abducted Children
CLEAN Certification	MPOETC In-Service Training
Courtroom Testimony	Manadnock Baton Instructor
CPR/First Aid Instructor	NCIC Certification
Crime Prevention Training	PA State Police Basic Investigator
Crime Scene Investigative Techniques	Patrol Rifle
Critical Incident Stress	Patrol Rifle Instructor
Death Investigations	Payroll Law
DEA Drug Law Enforcement Course	Police Supervisor In-Service Training
Drug Identification	QUAD
DUI Seminar	Role of the Undercover Officer
ENRADD Certification	Safe School Conference
EVOC Certification	Spring Firearms Qualification
Fall Firearms Certification	Sobriety Checkpoints
Firearms Training Simulator (FATS)	Social Networking Investigations

FBI National Academy
Field Training Officer (FTO)
Forensic Cell Phone Examiner
Forensic Mapping
Glock Armorer
Hazardous Materials First Responders
Intro to Arson Investigations
Law Enforcement Executive Development

Source Development
Standardized Field Sobriety Testing
Tactical Medicine
Tactical Shield Instructor
UCR Training
VASCAR Certification
V-SPEC

Total Training Hours = 3,893

FLEET REPORT

FLEET DEPLOYMENT

During 2013, the Department deployed twenty-six vehicles and seven trailers during its operations. The vehicles and trailers are organized into three distinct functional areas:

Patrol vehicles

Administrative vehicles

Special-service vehicles and trailers.



2013 Ford Taurus Interceptor

The fleet deployment is as follows:

2013 Fleet Deployment

Patrol Vehicles	Administrative Vehicles	Special Service Vehicles
2010 Ford Crown Victoria	2011 Ford Taurus	2010 Ford Explorer
2011 Ford Crown Victoria	2007 Ford 500	1999 Carmate Trailer
2011 Ford Crown Victoria	2006 Jeep Liberty	2001 SMART Trailer
2013 Ford Explorer Utility	2008 Ford Explorer	2001 SMART Trailer
2009 Ford Crown Victoria	2004 Ford Explorer	2004 Carry-On Trailer
2013 Ford Explorer Utility	2010 Ford Explorer	2000 Kubota Tractor
2011 Ford Crown Victoria	2007 Ford Explorer	2009 Trafcon Trailer
2013 Ford Taurus Interceptor	2000 Ford Crown Victoria	2009 Trafcon Trailer
2011 Ford Crown Victoria	2002 Ford Crown Victoria	2000 Chevrolet 3500
2011 Ford Crown Victoria	2008 Chevrolet Impala	
2013 Ford Taurus Interceptor	2008 Ford Taurus	
2013 Ford Taurus Interceptor		
2008 Chevrolet Impala		

MILEAGE AND FUEL CONSUMPTION

During the delivery of police services in 2013, the fleet traveled a total of 600,584 miles and consumed 51064 gallons of fuel. The average fuel economy was 11.76 mpg.

2013 Miles Traveled

Patrol Vehicles	Administrative Vehicles	Special Service Vehicles
481,597	101,137	17,850

RETIRED VEHICLES

The six (6) vehicles sold at auction brought an average of \$ 2283.00 return on the initial investment per vehicle. The vehicles had an average mileage of 135,087 and an average service life of 3.5 years for patrol vehicles and 11 years for the administrative vehicles. The amount each vehicle sold for and their description are as follows:

Retired Vehicles

Vehicle	Mileage	Sales Price
2009 Ford Crown Victoria	129,741	\$3500.00
2009 Ford Crown Victoria	133,695	\$3400.00
2008 Ford Crown Victoria	135,755	\$3300.00
2002 Chevrolet Impala*	111,894	\$1500.00
1999 Ford Crown Victoria*	155,055	\$1000.00
2005 Ford Crown Victoria*	144,383	\$1000.00

*Administrative vehicle

AT-FAULT ACCIDENTS

During 2013 the Department experienced a total of six (6) accidents in which the officer was culpable. The monetary loss due to these accidents was \$4855.22. This is an increase in monetary loss of \$193.91 compared to 2012. Each of the responsible officers received disciplinary action for their negligence. Though six at-fault accidents are by no means acceptable, our overall safety record was good given that the officers traveled 100,097 miles for every at-fault accident. Considering that the officers drive in every conceivable type of weather, often times in an emergency response mode, the number of accidents remains extremely low.

WEBSITE

<http://nycrpd.org>

In early 2010, we recognized the need to improve upon our Department website. Our goal was to create a user-friendly site that could be used by the community, media, law enforcement, and others as a means to provide accurate and timely information.

The website provides easily accessible ways to contact the Department. Visitors can provide information to specific units such as traffic, criminal, and community policing. Department forms commonly requested by the public are printable from the website.

Below is a description of the activity added to our website in 2013:

- 191 Press Releases
- 18 Department News
- 16 Crime Prevention tips/Scam Alerts
- 6 Wanted Persons
- 1 Megan's Law Notification

In 2013, www.nycrpd.org averaged 491 visitors a day, totaling more than 180,000 for the year. Since the new website was launched on April 23, 2010, more than 830,000 visitors have used our site. The project has been a huge success and additional enhancements will occur in 2014.

TWITTER

[@nycrpd](#)

In May 2013, we began a Twitter account to give us a presence in social media. The twitter account [@nycrpd](#) is used to send out timely information on active incidents, road closures and road conditions.

This form of social media has allowed us to send messages out to a broader range of our constituents. During 2013, 800 tweets were sent out to our 700 followers.

CONCLUSION

In 2013, we handled 25,893 calls, 1,043 less than 2012 for a 3.87% decrease. Seven municipalities decreased and one increased. The only increase is Franklin Township and the most dramatic decrease is Paradise Township. A breakdown of our overall jurisdiction and individual municipal activity appears on Table VIII.

TABLE VIII
CALLS FOR POLICE SERVICE

MUNICIPALITY				% of Inc/Dec		% of Total	
	2011	2012	2013	2012	2013	Calls	Units
Dover Township	7,986	7,368	7,334	-7.74	-0.46	28.32	31.22
Dover Borough	1,148	989	921	-13.85	-6.88	3.56	3.3
Manchester Twp	8,682	8,505	7,849	-2.04	-7.71	30.31	34.01
Paradise Twp	1,259	1,291	1,187	2.54	-8.06	4.6	5.08
Conewago Twp	3,183	3,044	2,835	-4.37	-6.87	10.95	9.64
North York Boro	1,601	1,588	1,578	-0.81	-0.63	6.09	4.57
Franklin Twp	1,211	1,077	1,258	-11.07	16.71	4.85	3.81
Jackson Twp	3,075	3,074	2,932	-0.03	-4.62	11.32	8.37
NYCRPD	28,145	26,936	25,894	-4.30	-3.87	100	100

When we consider the workload and the demands placed upon our staff, credit must continue to be directed to our individual members. Without question, the personnel associated with the Northern York County Regional Police Department are exceptional! As the studies have indicated, they do more work with less manpower, at less cost, when compared to others. It is through their efforts that the Department continues to provide quality service and at the same time, receive recognition that, to date has been a model for other organizations.

In order to continue to be able to do this, it should be realized that continued support and direction from the Board of Commissioners is imperative. On behalf of all the members--sworn and civilian alike--we are proud to have been provided the opportunity to serve our communities throughout 2013!

Respectfully submitted,

Mark L. Bentzel
Chief of Police

dmw

CAVEAT: Although the year-end report is historically submitted and signed by the Chief of Police, it clearly represents the efforts of others. To wit, this report was generated with the assistance of several members of the Department, including: Lt Lash, Lt Wasilko, Sgt Neidigh, Cpl Foust, Ofc Allen, Ofc Wise, Ofc Brining, Ms. Wales, Ms. Stare, Ms. Mummert and Ms. Maughlin.

APPENDIX A

ALL OTHER CLASSIFICATIONS UNDER UCR

HARASSMENT

HARASSMENT BY COMMUNICATION

TERRORISTIC THREATS

TRESPASS

PUBLIC NUISANCE

FALSE REPORTS

FIREWORKS

RECKLESS ENDANGERING

CRUELTY TO ANIMALS

SCATTERING RUBBISH

OPERATING WITHOUT CONSENT

FALSE IMPRISONMENT

BLUE LAWS

SALE OF STARTER PISTOLS

PROJECTILES

IMPERSONATING PUBLIC SERVANT

OBSCENITY

RESISTING ARREST

CAUSING CATASTROPHE

FALSE ALARMS

OBSTRUCTING HIGHWAYS

UNLAWFUL RESTRAINT

TAMPERING WITH PUBLIC RECORDS

WITNESS TAKING BRIBE

FUGITIVE FROM JUSTICE

OBSTRUCTING ADMINISTRATION OF GOVERNMENT FUNCTION

PUBLIC UTILITIES

TAMPERING WITH WITNESSES

KIDNAPPING

TAMPERING WITH FIRE APPARATUS

CRIMINAL CONSPIRACY

NORTHERN YORK COUNTY REGIONAL POLICE DEPARTMENT
STATISTICAL YEAR TO DATE 2013

Year to Date	Dover Twp.		Dover Boro		Manchester Twp.		Paradise Twp.		Conewago Twp.		North York Boro		Franklin Twp.		Jackson Twp.		NYCRPD		Clearance Rate
	open	closed	open	closed	open	closed	open	closed	open	closed	open	closed	open	closed	open	closed	open	closed	
PART I OFF.																			
Homicide	0	0	0	0	1	1	0	0	1	1	0	0	0	0	0	0	2	2	100.00%
Inv.Mans	0	0	0	0	0	0	0	0	0	0	0	0	0	0	0	0	0	0	#DIV/0!
Rape	2	1	0	0	2	4	1	1	0	0	0	0	1	0	0	0	6	6	100.00%
Robbery	1	2	3	3	7	7	0	0	0	0	1	2	1	1	1	0	14	15	107.14%
Agg.Assault	10	12	1	1	11	10	1	1	5	4	5	6	0	0	2	2	35	36	102.86%
Burglary	42	15	3	3	28	8	5	3	25	8	9	4	6	2	23	14	139	57	41.01%
Theft	198	87	29	17	216	61	26	5	79	26	35	6	31	11	96	32	710	245	34.51%
RetailTheft	29	25	12	8	37	27	2	2	2	2	3	2	0	0	7	5	92	71	77.17%
Auto.Theft	3	2	1	0	10	4	0	0	5	3	4	3	1	0	1	0	25	12	48.00%
Arson	6	2	0	0	2	2	0	0	2	1	1	2	0	0	1	0	12	7	58.33%
Totals	291	146	49	32	312	124	35	12	119	45	58	25	40	14	131	63	1035	451	43.57%
PART II OFF.																			
Simp.Assault	162	160	29	27	106	104	28	25	89	88	62	63	18	18	64	63	558	548	98.21%
Forgery	5	7	0	0	9	5	0	0	2	3	1	1	0	0	1	3	18	19	105.56%
Fraud	37	12	2	0	36	30	3	1	19	13	2	1	2	0	7	4	108	61	56.48%
Embezzlmt.	0	0	0	0	0	0	0	0	0	0	0	0	0	0	0	0	0	0	#DIV/0!
RSP	1	1	2	2	1	1	0	0	1	1	0	0	0	0	1	0	6	5	83.33%
Vandalism	148	27	16	3	107	17	14	1	50	7	34	8	27	3	45	14	441	80	18.14%
Weap.Viol.	3	3	1	2	2	2	1	1	1	1	2	2	0	0	5	6	15	17	113.33%
Prostitution	1	0	0	0	1	2	0	0	0	0	0	0	0	0	0	0	2	2	100.00%
SexOffenses	15	20	1	2	14	8	3	2	4	2	3	2	4	3	3	6	47	45	95.74%
DrugLaws	32	31	8	9	61	64	2	2	12	14	10	9	7	7	7	7	139	143	102.88%
Gambling	0	0	0	0	0	0	0	0	0	0	0	0	0	0	0	0	0	1	#DIV/0!
Of.Family	4	4	1	1	4	4	0	4	2	2	1	1	0	0	3	3	15	19	126.67%
D.U.I.	75	77	12	11	195	199	26	23	20	20	42	41	4	4	22	23	386	398	100.51%
Liq.Laws	10	12	6	6	6	8	3	3	2	2	0	1	0	0	6	6	33	38	115.15%
Pub.Drunk	16	16	4	4	30	30	4	5	4	4	17	17	0	0	0	0	75	76	101.33%
Dis.Conduct	125	123	32	31	98	94	13	13	50	49	68	67	26	26	53	53	465	456	98.06%
Oth.Offense	100	93	17	17	93	92	17	17	39	38	27	27	27	25	49	43	369	352	95.39%
Totals	734	586	131	115	763	660	114	97	295	244	269	240	115	87	266	231	2687	2260	84.11%
Ord.Violations	88	88	20	21	81	83	9	9	26	25	29	29	25	25	31	31	309	311	100.65%
Loitering	0	0	0	0	0	0	0	0	0	0	0	0	0	0	0	0	0	0	#DIV/0!
Part 1&2 Off.	1025	732	180	147	1075	784	149	109	414	289	327	265	155	101	397	284	3722	2711	72.84%
Service Calls																			
Dover Boro																			
Other Calls	5892	5871	664	680	5947	5920	915	906	2191	2172	1160	1153	1009	1009	2318	2307	20096	19898	99.51%
M.V. Accidents	329	329	57	57	746	746	114	114	204	204	62	62	68	68	186	186	1766	1766	100.00%
TOTAL CALLS	7334	7020	921	885	7849	7533	1187	1138	2835	2690	1678	1509	1257	1203	2932	2808	25893	24786	95.72%

NORTHERN YORK COUNTY REGIONAL POLICE DEPARTMENT
STATISTICAL RECAP FOR YEAR TO DATE 2013

Year to Date	DOVER TWP.	DOVER BORO.	MANCHESTER TWP.	PARADISE TWP.	CONEWAGO TWP.	NORTH YORK BORO.	FRANKLIN TWP.	JACKSON TWP.	N.Y.C.R.P.D.
CRIMINAL									
Crim.Invest.Assigned	251	30	170	15	89	24	18	43	640
Crim. Invest.Closed	226	27	144	13	75	22	16	42	565
Crim.Arrests	631	132	749	109	255	232	79	238	2425

TRAFFIC SUMMARY									
Injury Accidents	77	6	106	31	34	6	13	36	309
Total Injuries	98	7	147	41	44	6	17	46	406
Fatal Accidents	2	0	1	0	0	0	1	3	7
Total Fatalities	2	0	1	0	0	0	1	3	7
Non Injury Accidents	250	51	639	83	170	56	54	147	1450
Total Accidents	329	57	746	114	204	62	68	186	1766
Citations Issued	1768	498	4633	538	720	500	820	809	10286
Warning Cards	463	121	1163	192	103	101	140	234	2517
Faulty Equip. Cards	481	77	959	119	109	120	20	187	2072
Parking Tickets	43	12	31	0	15	486	1	52	640
Parking Tkt .Warnings	9	3	9	0	0	1	1	9	32

ORD. VIOLATIONS									
Abandoned Vehicles	18	1	13	2	4	10	4	4	56
Curfew	9	1	12	2	3	4	1	4	36
Other Ord.Violations	61	18	56	5	19	15	20	23	217